

NSW Criminal Justice Aboriginal over-representation

June 2023 – Aboriginal young people



1.1 Key indicator: Aboriginal young people in detention*

Sentenced and remand custody

Up 37.3%
From June 2021

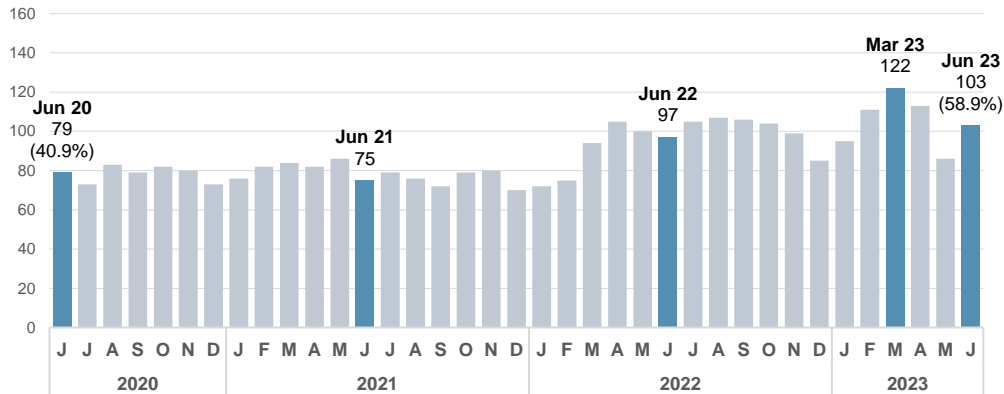
↓-19
From prior quarter

↑+28
From same month 2021

103
Current quarter

75
Same month 2021

58.9%
Current %



2.1 Key indicator: Aboriginal young people in court

Children's, Local, District and Supreme Courts

Up 27.3%
From prior year

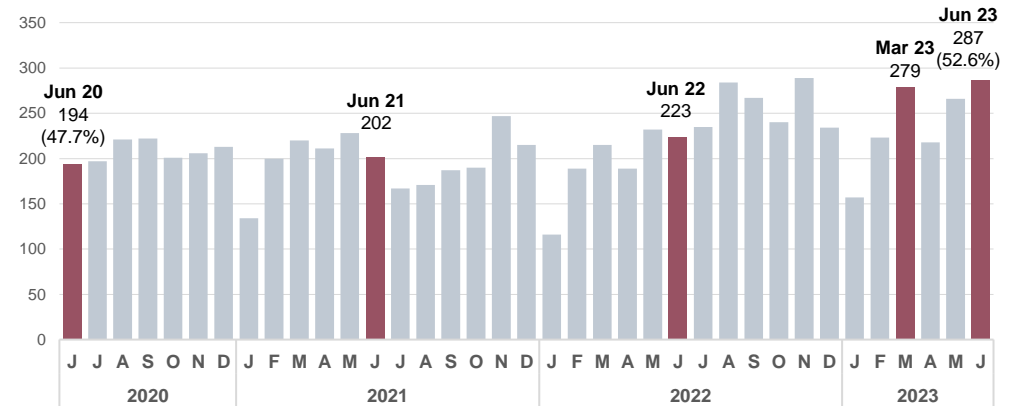
↑+112
From prior quarter

↑+638
From prior year

2,979
Current year

2,341
Last year

52.6%
Current %



1.2 Aboriginal young males in detention*

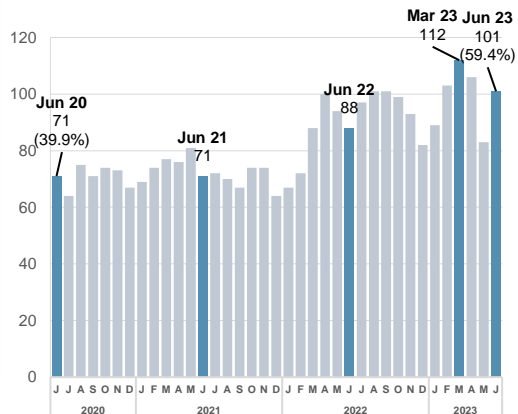
Sentenced and remand custody

Up 42.3%
From June 21

↑+30
From same month 2021

101
Current quarter

71
Same month 2021



1.3 Aboriginal young females in detention*

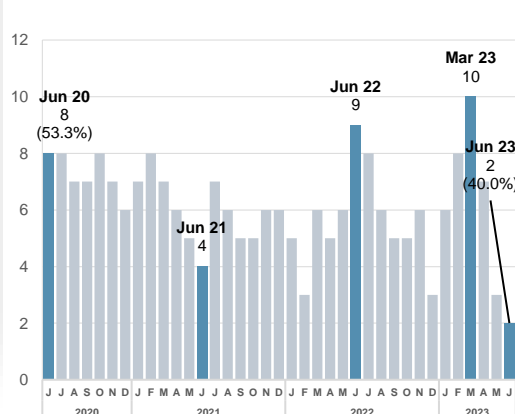
Sentenced and remand custody

Stable
From June 21

↓-2
From same month 2021

2
Current quarter

4
Same month 2021



2.2 Aboriginal young males in court

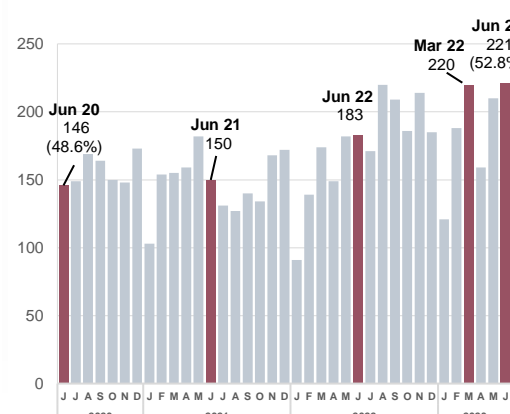
Children's, Local, District and Supreme Courts

Up 28.7%
From prior year

↑+514
From prior year

2,304
Current year

1,790
Last year



2.3 Aboriginal young females in court

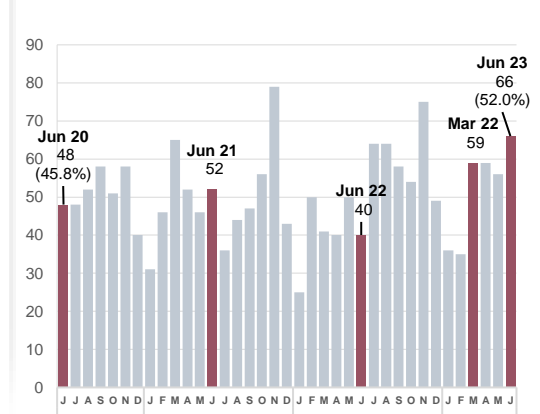
Children's, Local, District and Supreme Courts

Up 22.5%
From prior year

↑+124
From prior year

675
Current year

551
Last year



Note: data from March 2020 onwards have been impacted by COVID and may not represent a change in long term trend

*Custody population figures are counted as at midnight on the last day of the month (stock figures).

Aboriginal young people comprise 6.2% of the NSW population aged 10 to 17 years (2021 ABS Census)

NSW Criminal Justice Aboriginal over-representation

June 2023 – Aboriginal young people

QUARTERLY REPORT



3. Police

3.1 Police court proceedings*

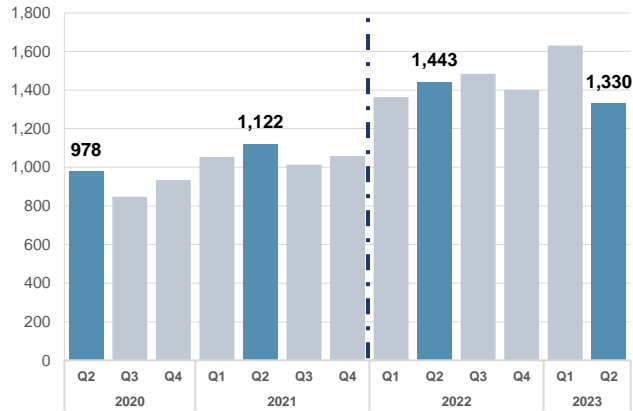
*excludes Aboriginal young people proceeded to court for breaching bail

Up 19.8%
From prior year

↑ +968
From prior year

5,847
Current year

4,879
Last year



3.2 Diversion from court*

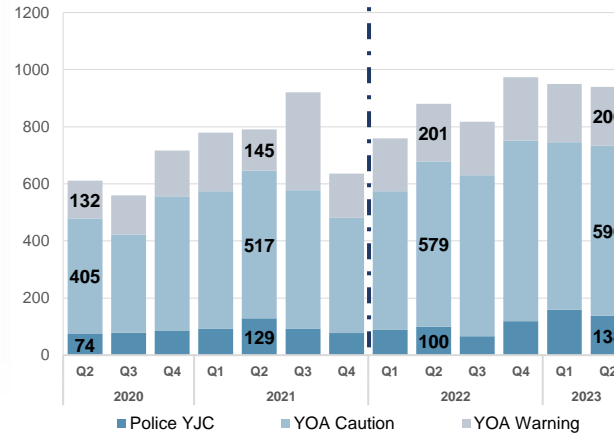
*Police Youth Justice Conference referrals, cautions/warnings under the Young Offenders Act.

Up 15.2%
From prior year

↑ +485
From prior year

3,681
Current year

3,196
Last year



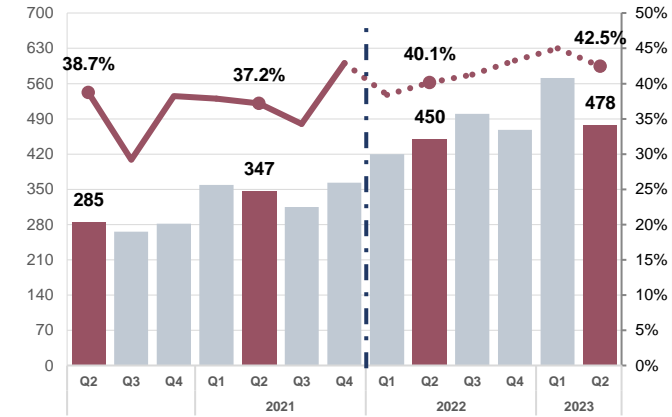
4.1 Refused bail by police

Up 30.3%
From prior year

↑ +469
From prior year

2,017
Current year

1,548
Last year



4. Bail

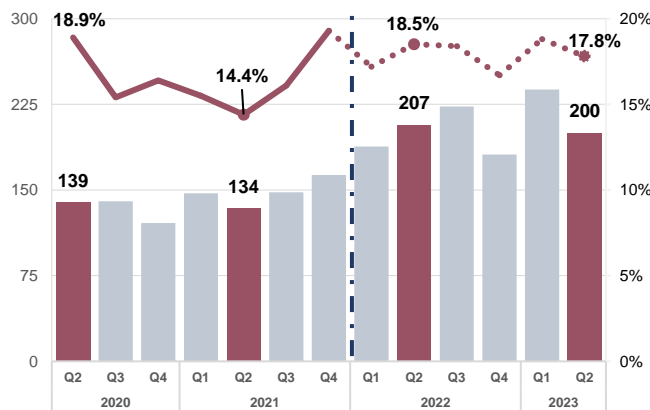
4.2 Refused bail by court

Up 19.3%
From prior year

↑ +136
From prior year

842
Current year

706
Last year



4.3 Bail revocations following bail breach involving further offence*

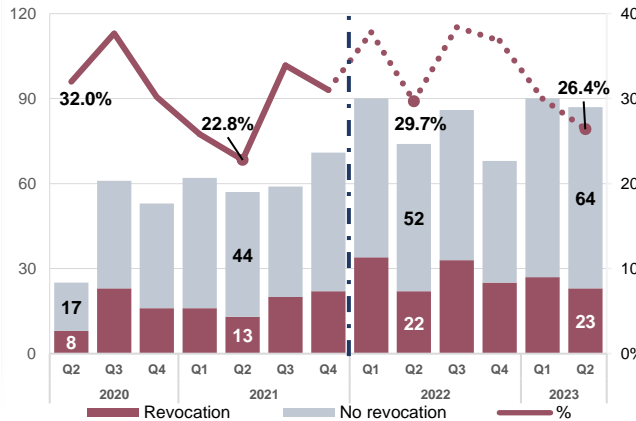
*breach of bail established in court

Up 10.2%
From prior year

↑ +10
From prior year

108
Current year

98
Last year



4.4 Bail revocations from technical bail breach

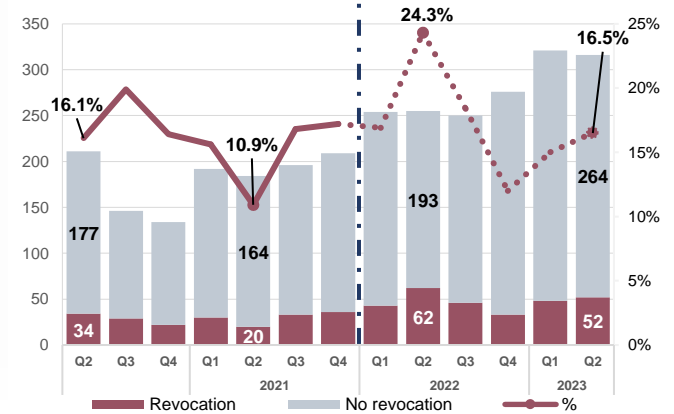
*breach of bail established in court

Stable
From prior year

↑ +5
From prior year

179
Current year

174
Last year



Note: data from March 2020 onwards have been impacted by COVID and may not represent a change in long term trend. In Jan 2022 it became mandatory for NSW Police to ask all offenders if they identify as Aboriginal.

Aboriginal young people comprise 6.2% of the NSW population aged 10 to 17 years (2021 ABS Census)

NSW Criminal Justice Aboriginal over-representation

June 2023 – Aboriginal young people

QUARTERLY REPORT



5. Criminal Courts

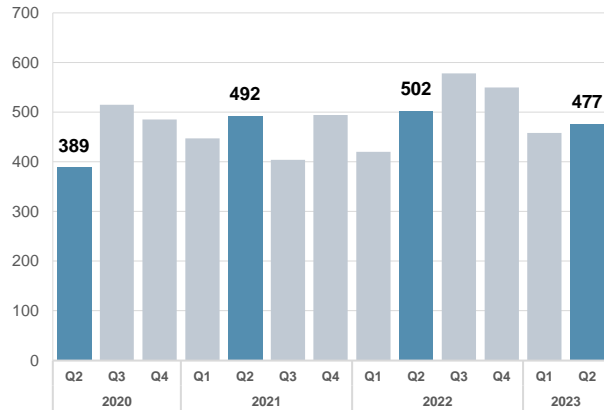
5.1 Found guilty in court

Up 13.4%
From prior year

↑+243
From prior year

2,063
Current year

1,820
Last year



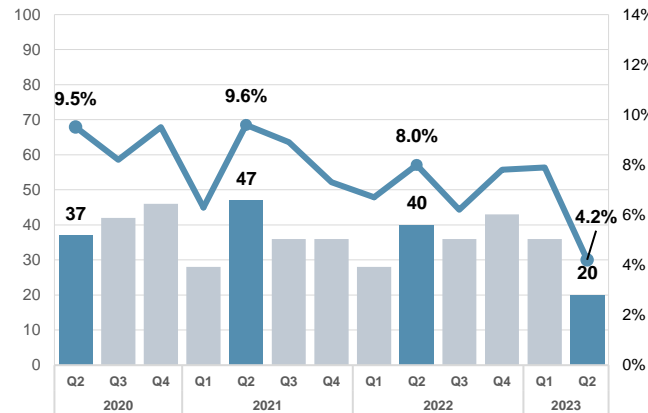
5.2 Sentenced to custody

Stable
From prior year

↓-5
From prior year

135
Current year

140
Last year



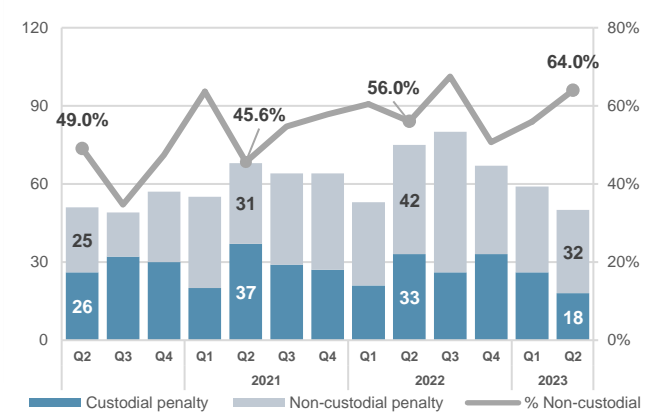
5.3 Sentenced to custody from remand

Down 6.4%
From prior year

↓-7
From prior year

103
Current year

110
Last year



6. Custody

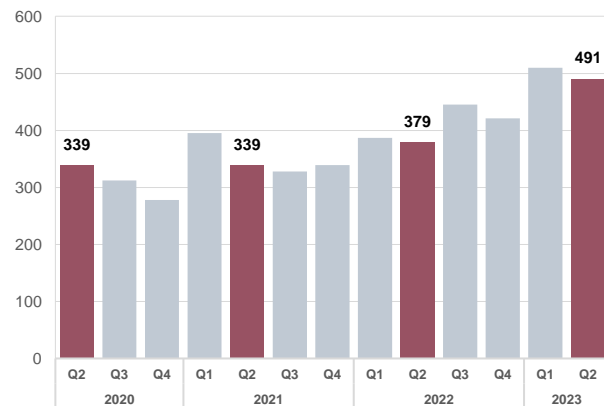
6.1 Entering custody

Up 41.0%
From June 2021

↑+543
From same qtr 2021

1,867
Current year

1,324
Same qtr 2021



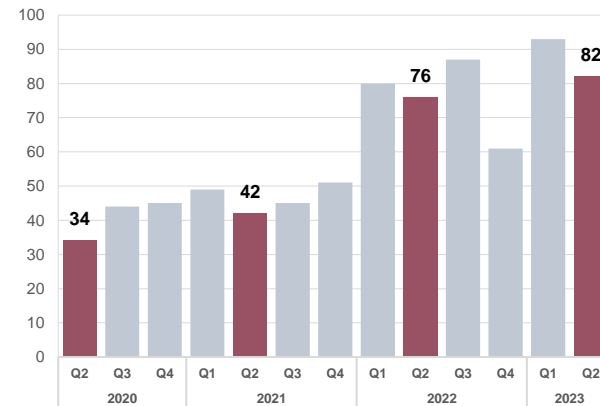
6.2 Remand custody population*

Up 95.2%
From June 2021

↑+40
From same qtr 2021

82
Current quarter

42
Same qtr 2021



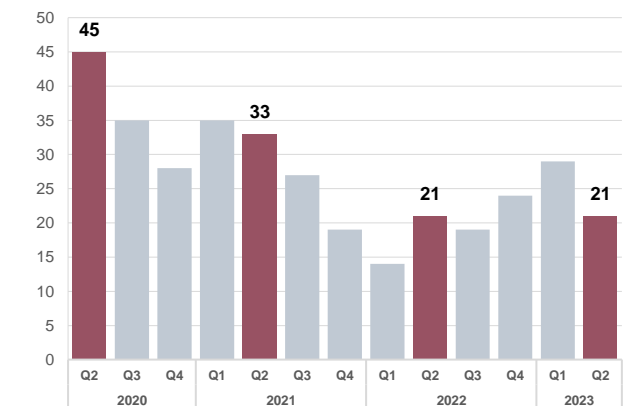
6.3 Sentenced custody population*

Down 36.4%
From June 2021

↓-12
From same qtr 2021

21
Current quarter

33
Same qtr 2021



Note: data from March 2020 onwards have been impacted by COVID and may not represent a change in long term trend

*Custody population figures are counted as at midnight on the last day of the month (stock figures).

Aboriginal young people comprise 6.2% of the NSW population aged 10 to 17 years (2021 ABS Census)

NSW Criminal Justice Aboriginal over-representation

June 2023 – Aboriginal young people

QUARTERLY REPORT



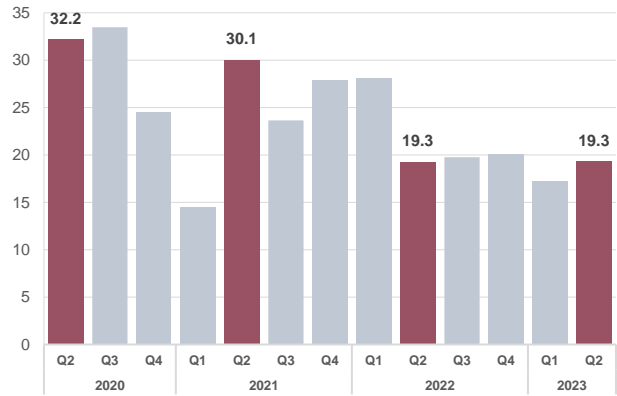
6. Custody

6.4 Length of stay in custody*

*Average number of days for persons discharged by discharge date

Down 23.0% **↓-5.7 days**
From prior year From prior year

19.2 days **24.9 days**
Current 12-month average 12-month average last year

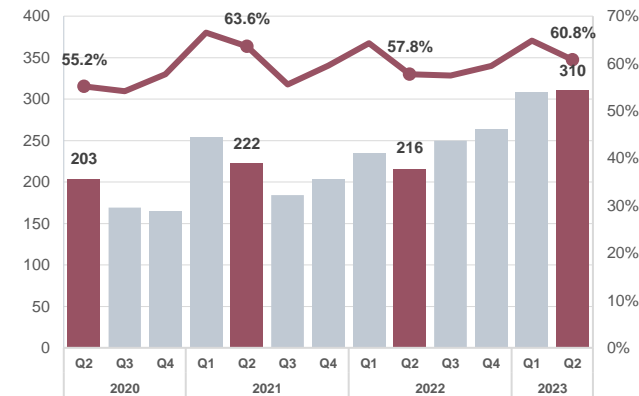


6.5 Short-term remand*

*Number of persons that spent less than 2 days spent in custody by discharge date

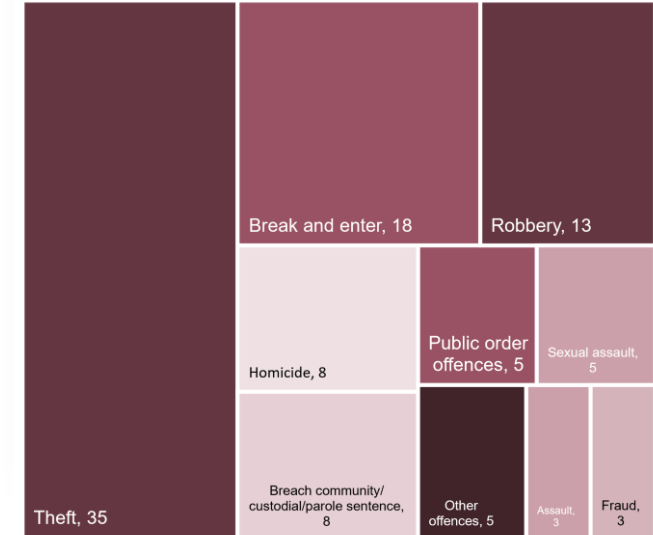
Up 35.1% **↑+204**
From prior year From prior year

1,131 **837**
Current year Last year



6.6 Detainee's most serious offence

The most serious offence for which a person is detained

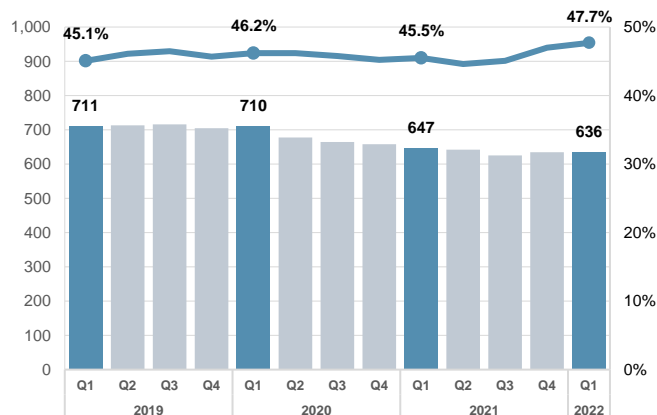


7. Reoffending

7.1 Reoffending among Aboriginal young people guilty in court or dealt with by YJC

Annual cohort reoffending rate - Any new proven offence committed within 12 months

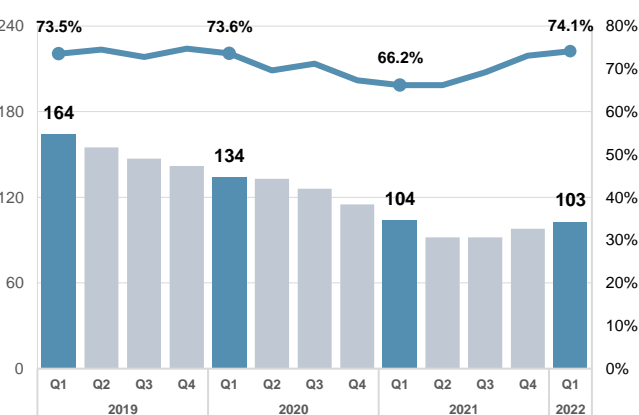
Down 11 **47.7%** **636** **647**
Change year to year Current rate Current year Last year



7.2 Reoffending among Aboriginal young people exiting custody – new proven offence

Annual cohort reoffending rate - Any new proven offence committed within 12 months

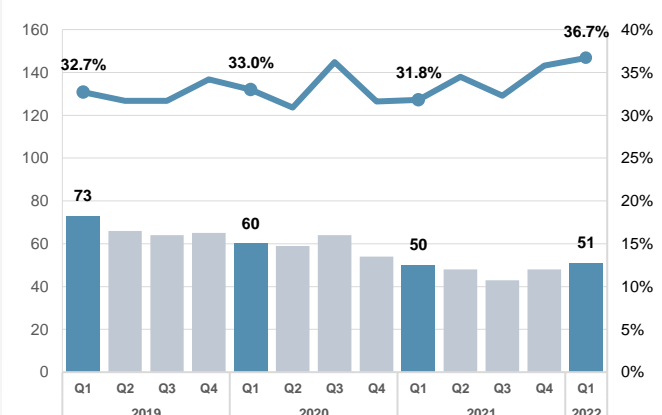
Down 1 **74.1%** **103** **104**
Change year to year Current rate Current year Last year



7.3 Reoffending among Aboriginal young people exiting custody – return to custody

Annual cohort reoffending rate - Return to custody for a new offence committed within 12 months

Up 1 **36.7%** **51** **50**
Change year to year Current rate Current year Last year



Note: data from March 2020 onwards have been impacted by COVID and may not represent a change in long term trend

Aboriginal young people comprise 6.2% of the NSW population aged 10 to 17 years (2021 ABS Census)

Measure	Definition
1.1, 1.2, 1.3 Aboriginal young people in detention	Number of Aboriginal young people held in juvenile detention, whether remanded or sentenced. Custody population figures are counted as at midnight on the last day of the month.
2.1, 2.2, 2.3 Aboriginal young people in court	Number of Aboriginal young people appearing in finalised criminal court appearances. A finalised appearance is one which has been fully determined by the court and for which no further court proceedings are required. Counts appearances finalised in the Children's, Local, District and Supreme Courts.
3.1 Police court proceedings	Number of Aboriginal young people proceeded against to court by NSW Police. This measure excludes Aboriginal young people proceeded against for a breach of bail. Due to improvement in police recording of Aboriginality since Jan 2022, the number of persons with a recorded Aboriginal status has increased
3.1 Diversions from court	Number of Aboriginal young people proceeded against by NSW Police via a Youth Justice Conference referral or a caution or warning under the Young Offenders Act. Fare evasion offences have been excluded from these proceedings as they are regarded as a diversion from an infringement notice, and not directly a diversion from court. Due to improvement in police recording of Aboriginality since Jan 2022, the number of persons with a recorded Aboriginal status has increased
4.1 Refused bail by police	Number and proportion of Aboriginal young people refused bail by the police.
4.2 Refused bail by court	Number and proportion of Aboriginal young people refused bail at their first court bail appearance.
4.3, 4.4 Bail breaches	Number of Aboriginal young people whose bail was revoked due to a bail breach. 4.4 shows breaches where the offender committed a new offence, 4.5 shows a technical bail breach, such as reporting to police, curfew and residence.
5.1 Found guilty in court	Number of Aboriginal young people found guilty in finalised criminal court appearances.
5.2 Sentenced to prison	Number and proportion of Aboriginal young people sentenced to juvenile detention.
5.3 Sentenced to custody from remand	Number and proportion of Aboriginal young people refused bail at court finalisation by whether they received a custodial penalty or not.
6.1 Entering custody	Number of Aboriginal young people received into custody. Excludes those held in police/court cell complexes.
6.2, 6.3 Remand and sentenced population	Remand – Aboriginal young people refused bail (and small numbers granted bail but unable to meet conditions) are remanded in custody pending future court action. Sentenced - the courts have imposed custodial sentence for a proven offence.
6.4 Length of stay in custody	The average number of days spent in custody for Aboriginal young people discharged from custody.
6.5 Short-term remand	The number and proportion of Aboriginal young people discharged from custody that spent less than 2 days in custody
6.6 Detainee's most serious offence	The most serious offence type for which each person is in custody (remand and sentenced custody). Data is shown for the most recent month.
7.1 Reoffending among Aboriginal young people guilty in court or dealt with by YJC	Reoffending is defined as a further offence committed within 12 months of a Youth Justice Conference or proven court appearance and finalised by court appearance or Youth Justice Conference within 15 months (excludes those who received a custodial penalty). Data is presented for a 12-month period (annual cohort) ending with the relevant quarter.
7.2 Reoffending among Aboriginal young people exiting custody – new proven offence	Reoffending is defined as a further offence committed within 12 months of release from sentenced custody and finalised by court appearance or Youth Justice Conference within 15 months. Data is presented for a 12-month period (annual cohort) ending with the relevant quarter.
7.3 Reoffending among Aboriginal young people exiting custody – return to custody	Reoffending is defined as a further offence committed within 12 months of release from sentenced custody and finalised by court appearance within 15 months where the offender received a subsequent custodial penalty. Data is presented for a 12-month period (annual cohort) ending with the relevant quarter. This measure counts only those offenders who committed a new proven offence not parole revocations or bail refusal. 7.3 is a subset of 7.2 and shows those who were returned to custody.