

1.1 Key indicator: Aboriginal adults in prison*

Sentenced and remand custody

Stable
2-year trend

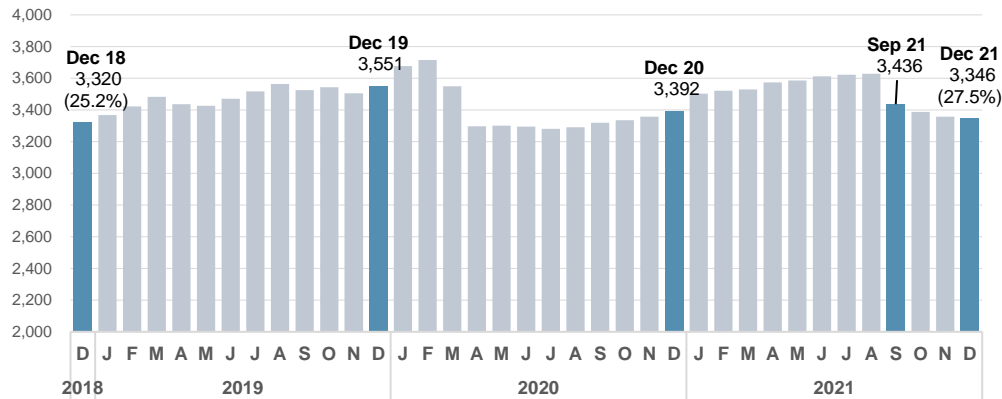
↓ **-90**
From prior quarter

↓ **-205**
From prior year

3,346
Current year

3,551
Last year

27.5%
Current %



2.1 Key indicator – Aboriginal adults in court

Local, District and Supreme Courts

Stable
2-year trend

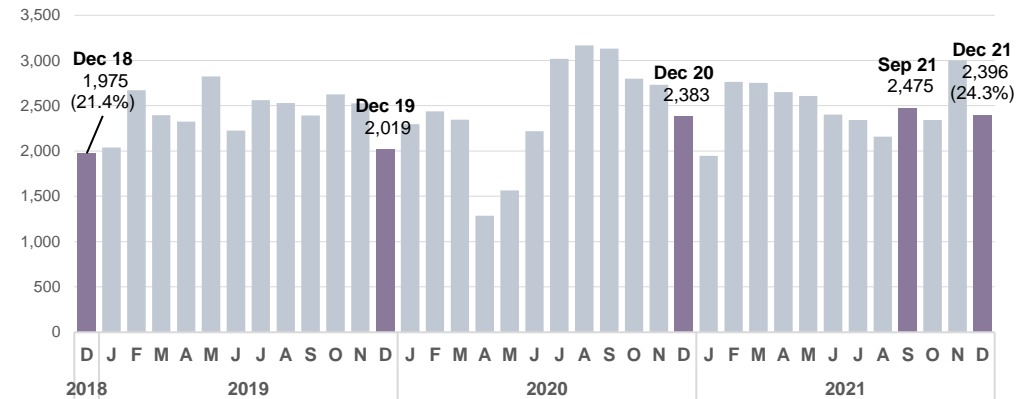
↑ **+764**
From prior quarter

↑ **+459**
From prior year

29,839
Current year

29,380
Last year

24.3%
Current %



1.2 Aboriginal men in prison*

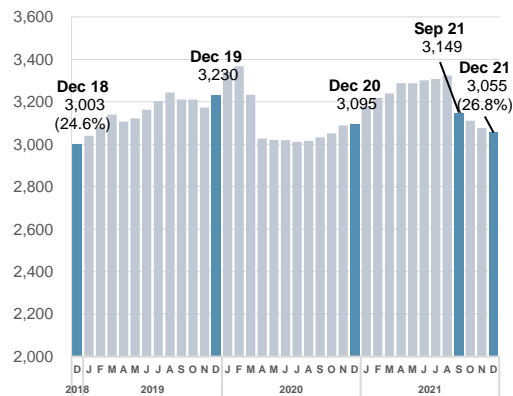
Sentenced and remand custody

Stable
2-year trend

↓ **-175**
From prior year

3,055
Current year

3,230
Last year



1.3 Aboriginal women in prison*

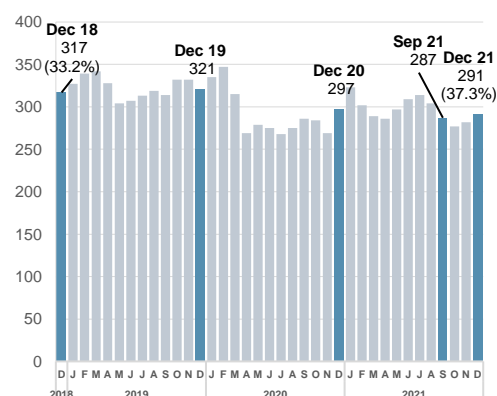
Sentenced and remand custody

Stable
2-year trend

↓ **-30**
From prior year

291
Current year

321
Last year



2.2 Aboriginal men in court

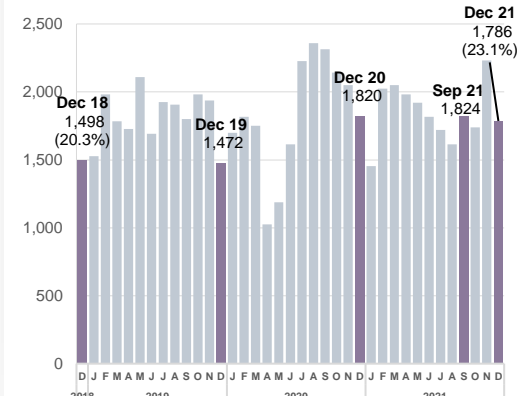
Local, District and Supreme Courts

Stable
2-year trend

↑ **+156**
From prior year

22,167
Current year

22,011
Last year



2.3 Aboriginal women in court

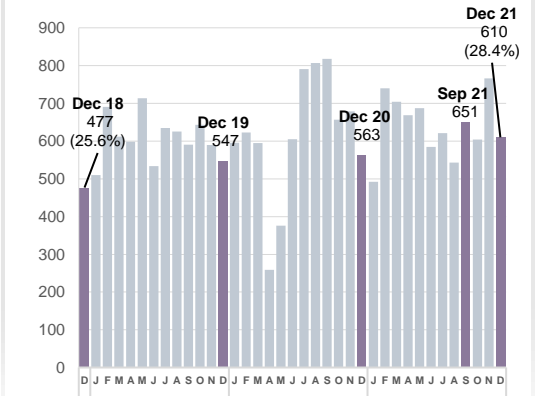
Local, District and Supreme Courts

Stable
2-year trend

↑ **+303**
From prior year

7,672
Current year

7,369
Last year



Note: data from March 2020 onwards have been impacted by COVID and may not represent a change in long term trend

*Custody population figures are counted as at midnight on the last day of the month (stock figures). Trends are calculated comparing the latest month with the same month from 2 years prior

3. Police

3.1 Police court proceedings*

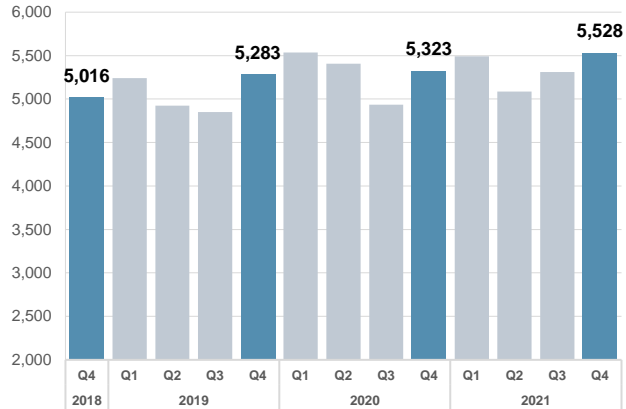
*excludes Aboriginal adults proceeded to court for breaching bail

Stable
2-year trend

↑+217
From prior year

21,420
Current year

21,203
Last year



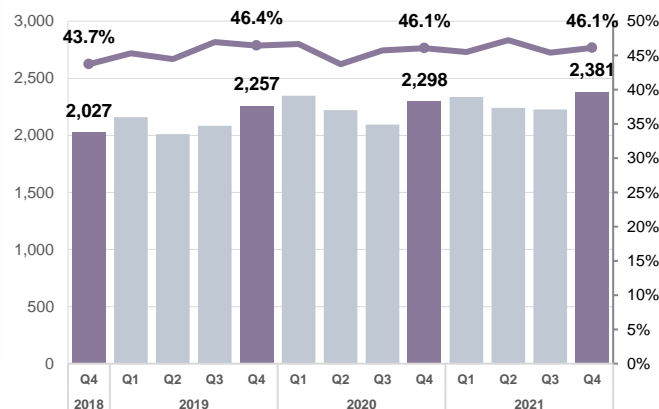
4.1 Refused bail by police

Stable
2-year trend

↑+221
From prior year

9,183
Current year

8,962
Last year



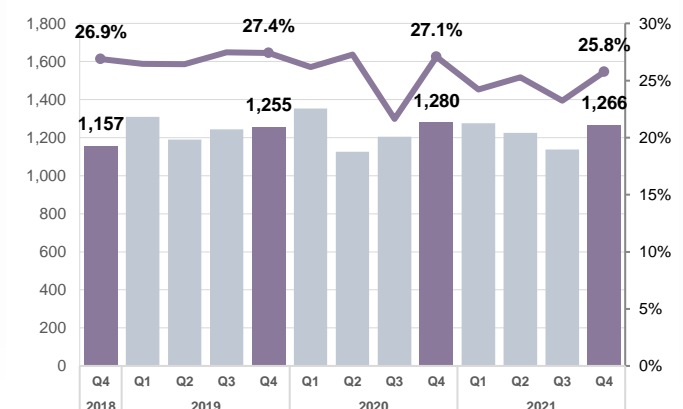
4.2 Refused bail by court

Stable
2-year trend

↓-60
From prior year

4,904
Current year

4,964
Last year



4. Bail

4.3 Bail revoked due to breach

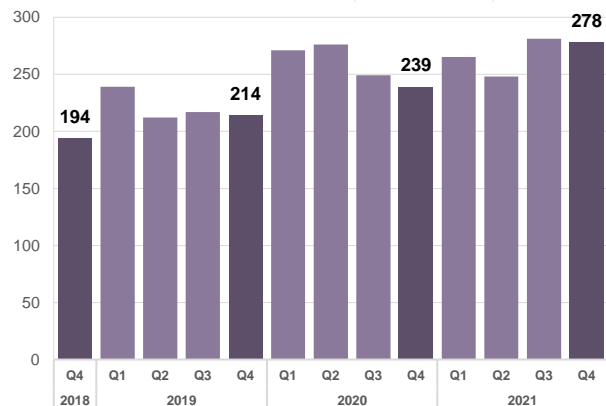
*breach of bail established in court

Stable
2-year trend

↑+37
From prior year

1,072
Current year

1,035
Last year



4.4 Reason for bail revocation – bail breach involving further offence*

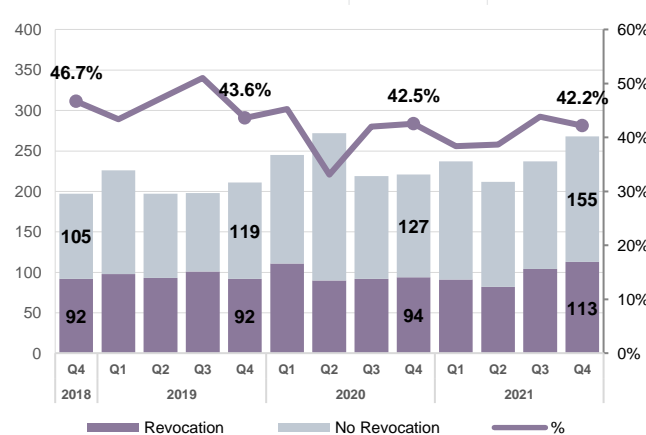
*breach of bail established in court

Stable
2-year trend

↑+3
From prior year

390
Current year

387
Last year



4.5 Reason for bail revocation – technical bail breach

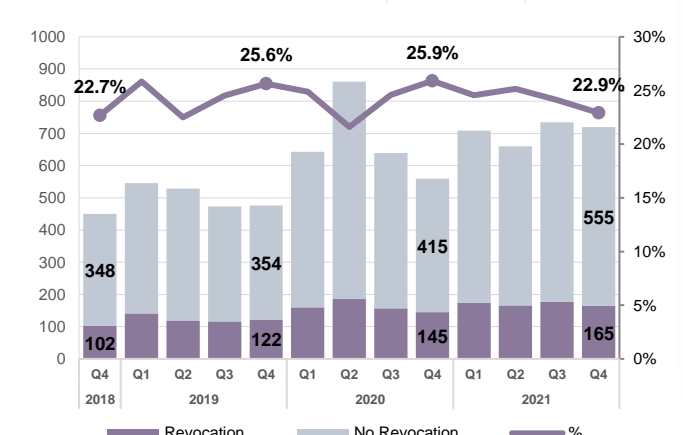
*breach of bail established in court

Stable
2-year trend

↑+34
From prior year

682
Current year

648
Last year



5. Criminal Courts

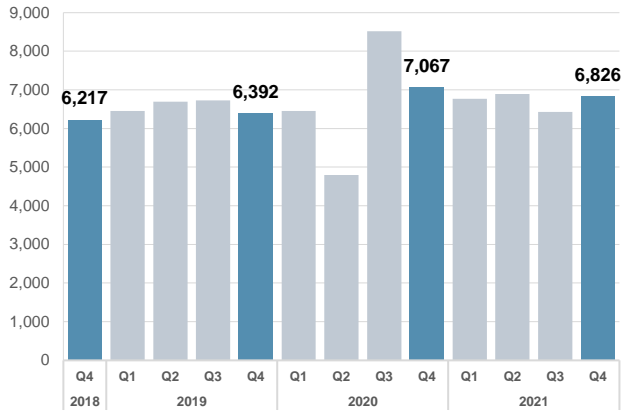
5.1 Found guilty in court

Stable
2-year trend

↑ +80
From prior year

26,910
Current year

26,830
Last year



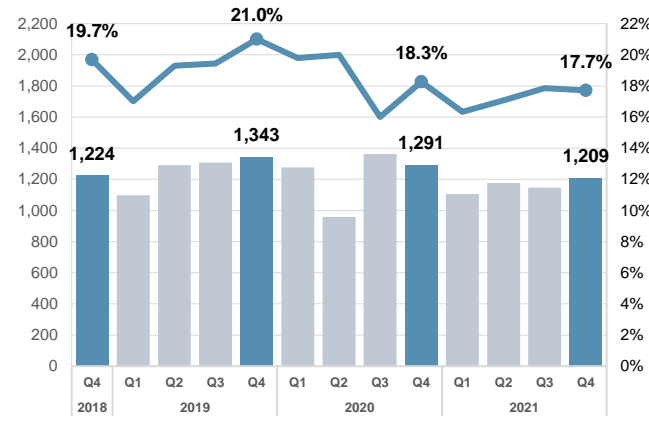
5.2 Sentenced to prison

Stable
2-year trend

↓ -249
From prior year

4,639
Current year

4,888
Last year



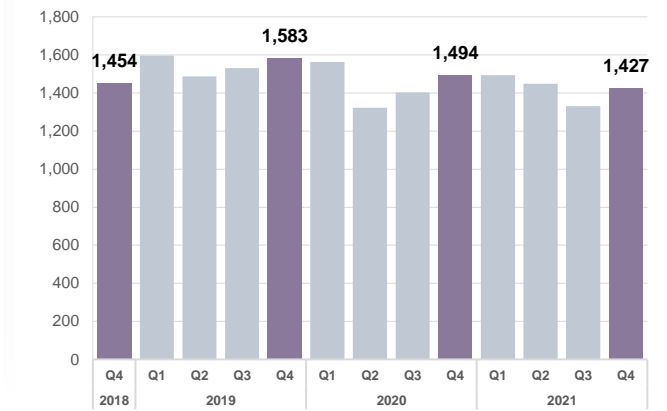
6.1 Entering custody

Stable
2-year trend

↓ -83
From prior year

5,700
Current year

5,783
Last year



6. Custody

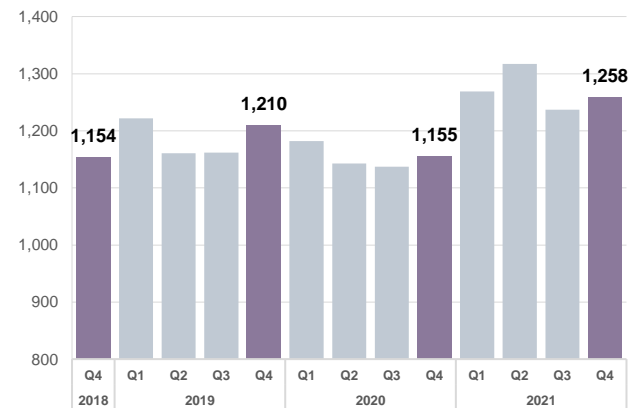
6.2 Remand custody population*

Up 4.0%
2-year trend

↑ +48
From prior year

1,258
Current year

1,210
Last year



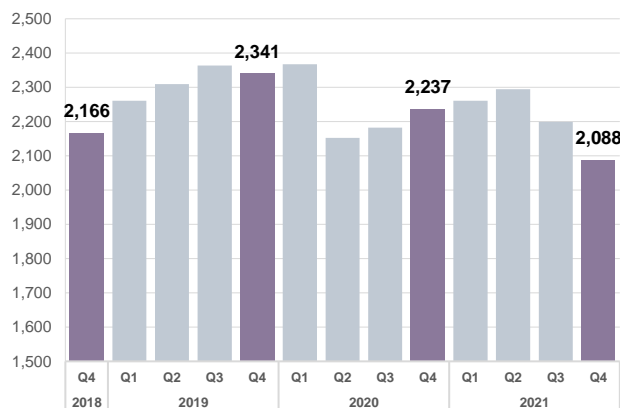
6.3 Sentenced custody population*

Stable
2-year trend

↓ -253
From prior year

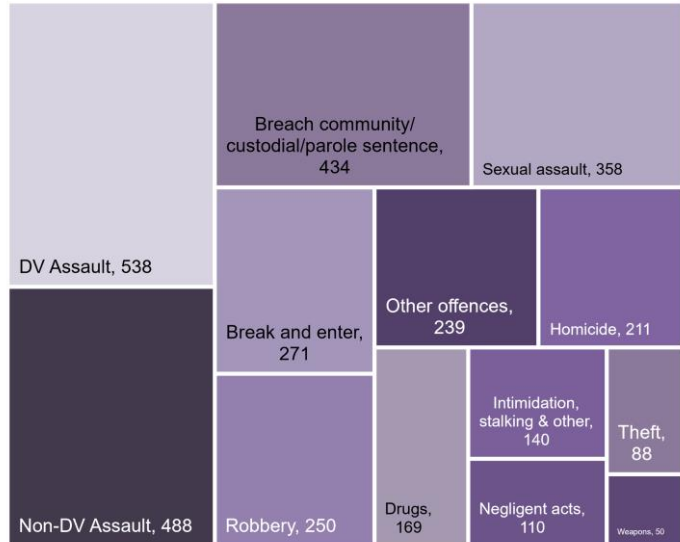
2,088
Current year

2,341
Last year



6.4 Prisoner's most serious offence

The most serious offence for which a person is imprisoned



Note: data from March 2020 onwards have been impacted by COVID and may not represent a change in long term trend

*Custody population figures are counted as at midnight on the last day of the month (stock figures). Trends are calculated comparing the latest month with the same month from 2 years prior.

7.1 Reoffending among Aboriginal adults guilty in court – new proven offence

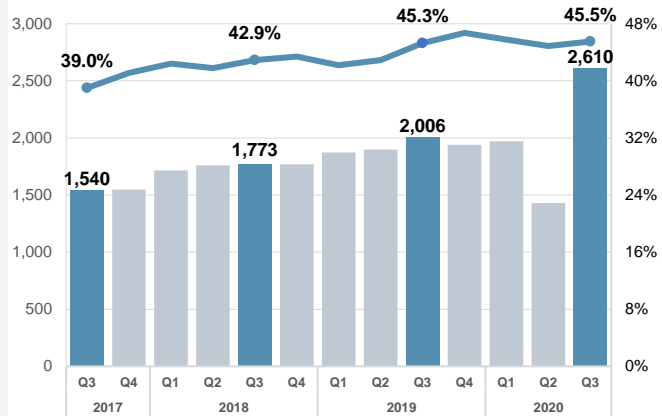
Quarterly cohort reoffending rate - Any new proven offence committed within 12 months

Up 604
Change year to year

45.5%
Current rate

2,610[^]
Current year

2,006
Last year



7.2 Reoffending among Aboriginal adults exiting custody – new proven offence

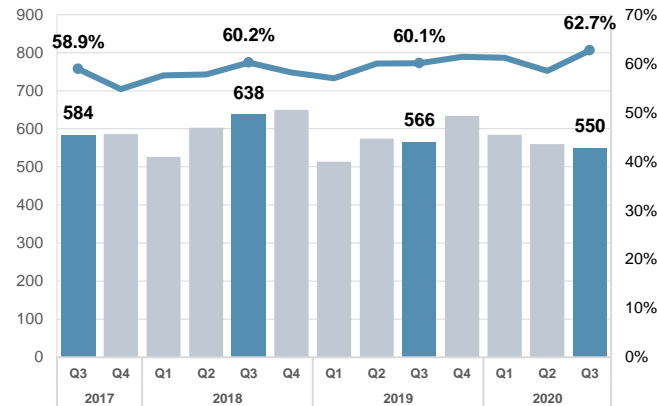
Quarterly cohort reoffending rate - Any new proven offence committed within 12 months

Down 16
Change year to year

62.7%
Current rate

550
Current year

566
Last year



7.3 Reoffending among Aboriginal adults exiting custody – return to custody

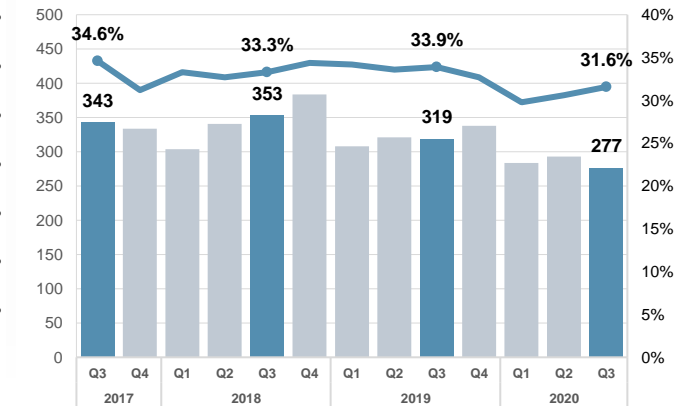
Quarterly cohort reoffending rate - Return to custody for a further offence committed within 12 months

Down 42
Change year to year

31.6%
Current rate

277
Current year

319
Last year



Note: data from March 2020 onwards have been impacted by COVID and may not represent a change in long term trend
[^]Q3 2020 cohort - the number of criminal matters finalised in NSW Courts was higher than average due to a surge in court activity to address the disruption to court operations in Q2 2020 due to COVID-19.

| Measure | Definition |
|-------------------------------------------------------------------------------------|------------------------------------------------------------------------------------------------------------------------------------------------------------------------------------------------------------------------------------------------------------------------------------------------------------------------------------------------------------------------------------------------------------------------------------------------------------------------------------------------------------------------------------------------------------------------------------------------------------------------------------------------------------------|
| 1.1, 1.2, 1.3 Aboriginal adults in prison | Number of Aboriginal adults held in custody, whether remanded or sentenced. Custody population figures are counted as at midnight on the last day of the month. |
| 2.1, 2.2, 2.3 Aboriginal adults in court | Number of Aboriginal adults appearing in finalised criminal court appearances. A finalised appearance is one which has been fully determined by the court and for which no further court proceedings are required. Counts appearances finalised in the Local, District and Supreme Courts. |
| 3.1 Police court proceedings | Number of Aboriginal adults proceeded against to court by NSW Police. This measure excludes Aboriginal adults proceeded against for a breach of bail. |
| 4.1 Refused bail by police | Number and proportion of Aboriginal adults refused bail by the police. |
| 4.2 Refused bail by court | Number and proportion of Aboriginal adults refused bail at their first court bail appearance. |
| 4.3, 4.4, 4.5 Bail breaches | Number of Aboriginal adults whose bail was revoked due to a bail breach. 4.4 and 4.5 are a subset of 4.3 and show the reason for the bail breach, 4.4 where the offender committed a new offence, 4.5 a technical bail breach, such as reporting to police, curfew and residence. |
| 5.1 Found guilty in court | Number of Aboriginal adults found guilty in finalised criminal court appearances. |
| 5.2 Sentenced to prison | Number and proportion of Aboriginal adults sentenced to custody. |
| 6.1 Entering custody | Number of Aboriginal adults received into custody. Excludes those held in police/court cell complexes. |
| 6.2, 6.3 Remand and sentenced prisoners | Remand – Aboriginal adults refused bail (and small numbers granted bail but unable to meet conditions) are remanded in custody pending future court action. Sentenced - the courts have imposed custodial sentence for a proven offence. |
| 6.4 Prisoner's most serious offence | The most serious offence type for which each young person is in custody (remand and sentenced custody). Data is shown for the most recent month. |
| 7.1 Reoffending among Aboriginal adults guilty in court | Reoffending is defined as a further offence committed within 12 months of a proven court appearance and finalised by court appearance within 15 months (excludes those who received a custodial penalty). The quarterly reoffending rate is the proportion of Aboriginal adult offenders with a proven court appearance in a given three-month period that went on to commit a further proven offence within 12 months of the court appearance. |
| 7.2 Reoffending among Aboriginal adults exiting custody – new proven offence | Reoffending is defined as a further offence committed within 12 months of release from sentenced custody and finalised by court appearance within 15 months. The quarterly reoffending rate is the proportion of Aboriginal adult offenders released from sentenced custody in a given three-month period that went on to commit a further proven offence within 12 months of release. |
| 7.3 Reoffending among Aboriginal adults exiting custody – return to custody | Reoffending is defined as a further offence committed within 12 months of release from sentenced custody and finalised by court appearance within 15 months where the offender received a subsequent custodial penalty. The quarterly reoffending rate is the proportion of Aboriginal adult offenders released from sentenced custody in a given three-month period that went on to commit a further proven offence within 12 months of release and received a subsequent custodial penalty (only counts those who committed a new proven offence not parole revocations or bail refusal). 7.3 is a subset of 7.2 and shows those who were returned to custody. |

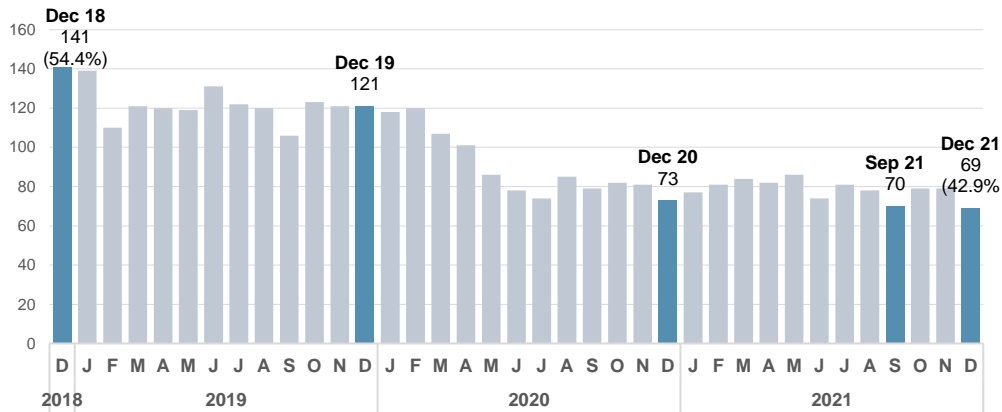
NSW Criminal Justice Aboriginal over-representation QUARTERLY REPORT

December 2021 – Aboriginal young people



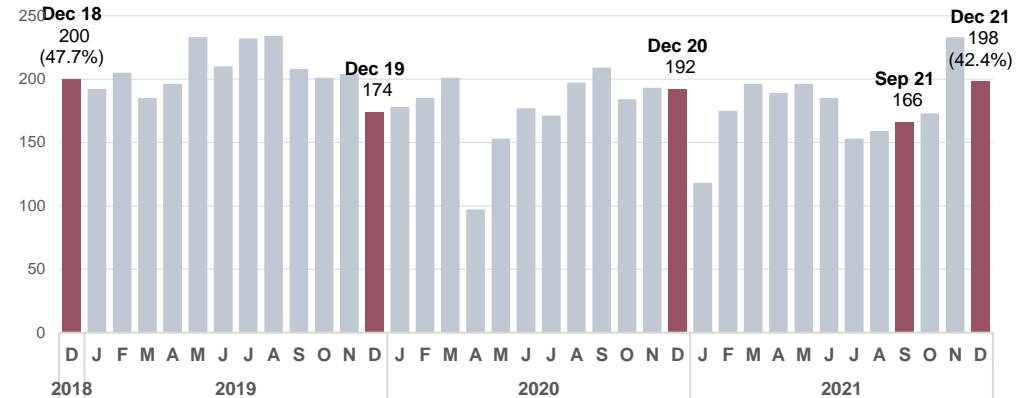
1.1 Key indicator: Aboriginal young people in detention*

Sentenced and remand custody



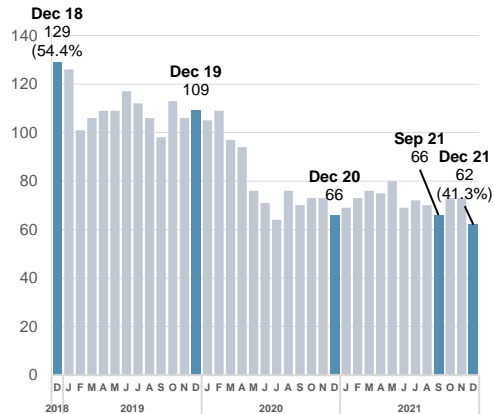
2.1 Key indicator: Aboriginal young people in court

Children's, Local, District and Supreme Courts



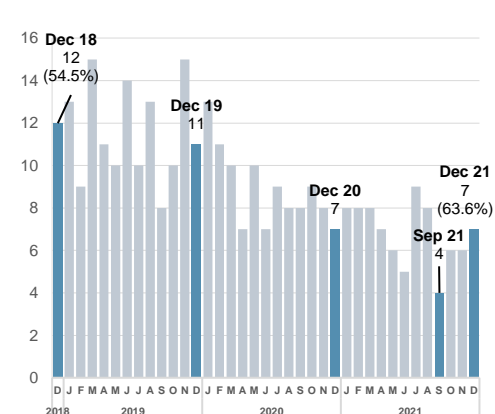
1.2 Aboriginal young males in detention*

Sentenced and remand custody



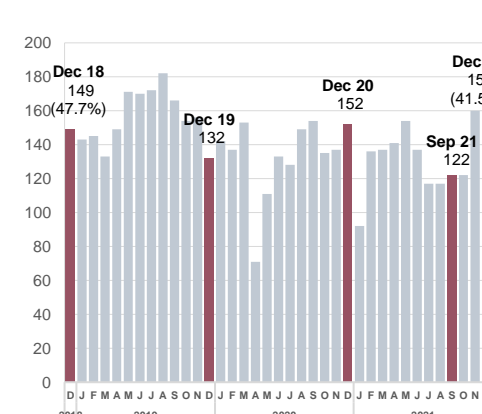
1.3 Aboriginal young females in detention*

Sentenced and remand custody



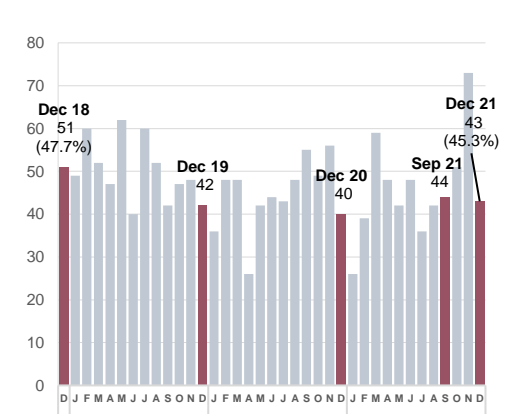
2.2 Aboriginal young males in court

Children's, Local, District and Supreme Courts



2.3 Aboriginal young females in court

Children's, Local, District and Supreme Courts



Note: data from March 2020 onwards have been impacted by COVID and may not represent a change in long term trend

*Custody population figures are counted as at midnight on the last day of the month (stock figures). Trends are calculated comparing the latest month with the same month from 2 years prior

Aboriginal young people comprise 5.3% of the NSW population aged 0 to 17 years

3. Police

3.1 Police court proceedings*

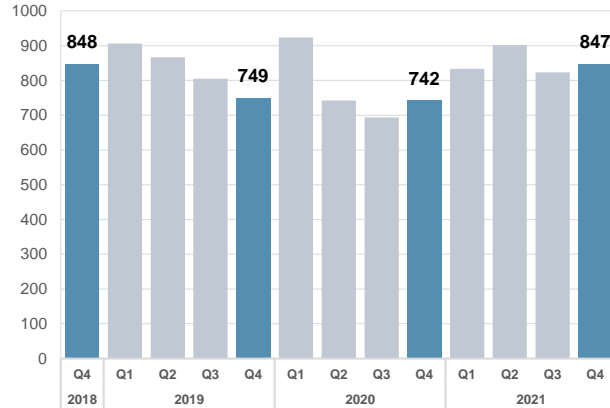
*excludes Aboriginal young people proceeded to court for breaching bail

Stable
2-year trend

↑ +304
From prior year

3,406
Current year

3,102
Last year



3.2 Diversion from court*

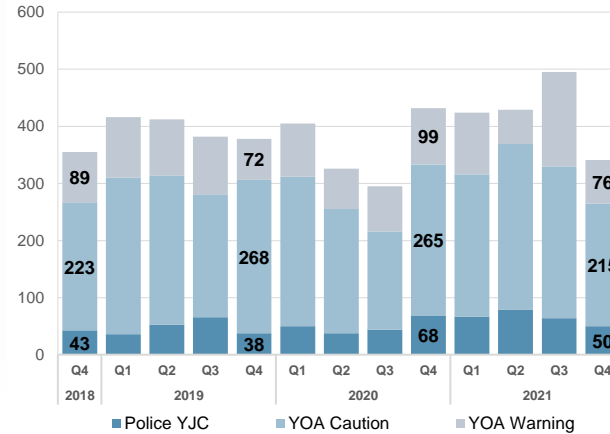
*Police Youth Justice Conference referrals, cautions/warnings under the Young Offenders Act.

Stable
2-year trend

↑ +231
From prior year

1,689
Current year

1,458
Last year



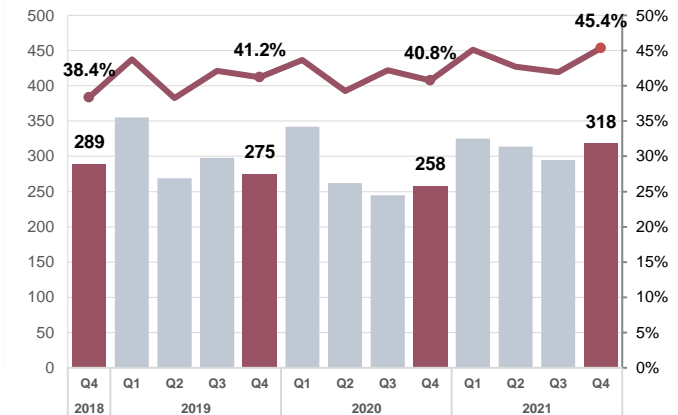
4.1 Refused bail by police

Stable
2-year trend

↑ +145
From prior year

1,252
Current year

1,107
Last year



4. Bail

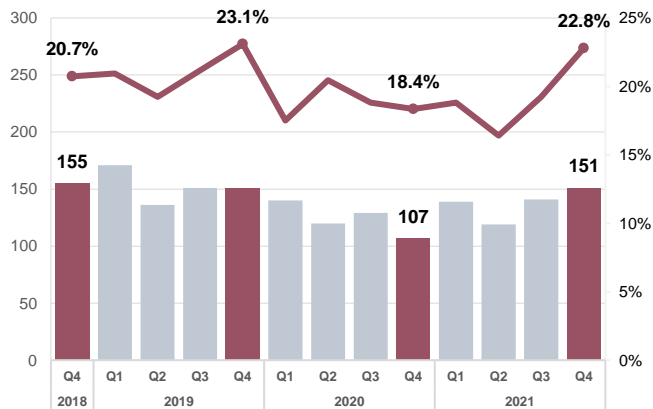
4.2 Refused bail by court

Stable
2-year trend

↑ +54
From prior year

550
Current year

496
Last year



4.3 Bail revocations following bail breach involving further offence*

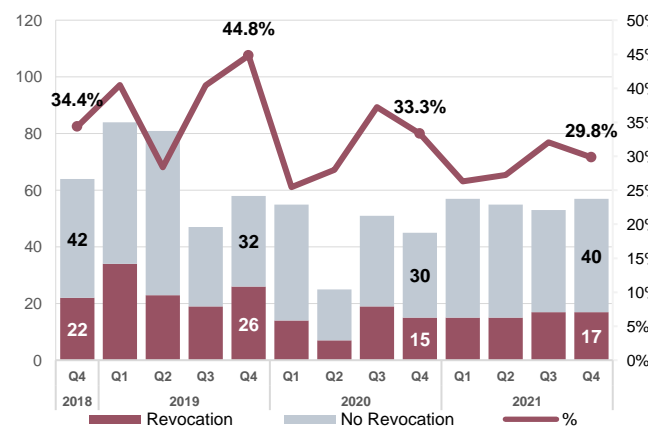
*breach of bail established in court

Stable
2-year trend

↑ +9
From prior year

64
Current year

55
Last year



4.4 Bail revocations from technical bail breach

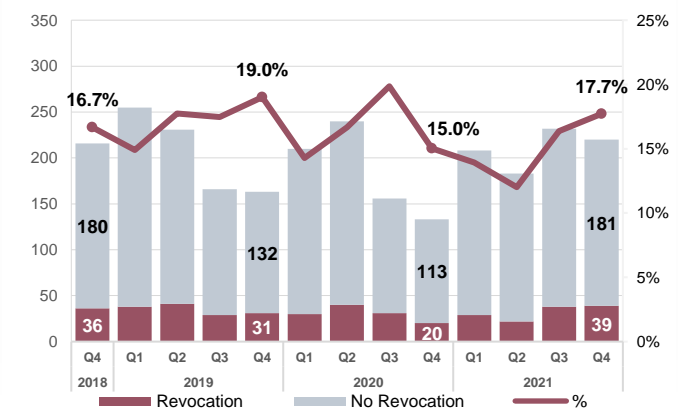
*breach of bail established in court

Stable
2-year trend

↑ +7
From prior year

128
Current year

121
Last year



NSW Criminal Justice Aboriginal over-representation

December 2021 – Aboriginal young people

QUARTERLY REPORT



5. Criminal Courts

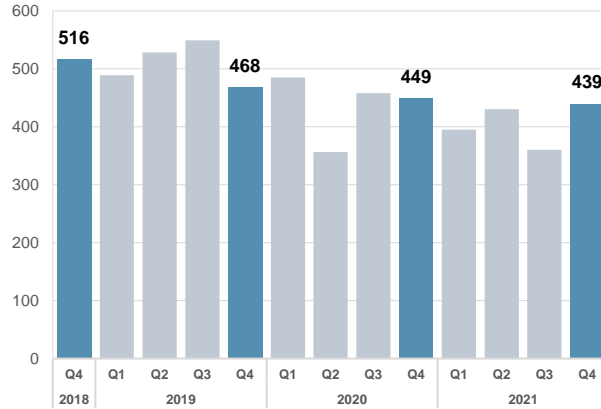
5.1 Found guilty in court

Stable
2-year trend

↓ -124
From prior year

1,624
Current year

1,748
Last year



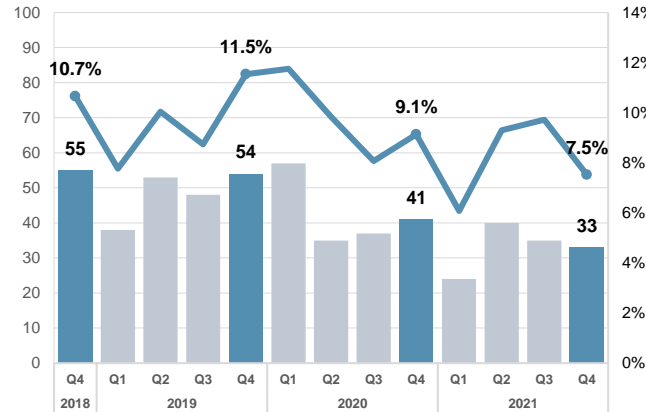
5.2 Sentenced to custody

Stable
2-year trend

↓ -38
From prior year

132
Current year

170
Last year



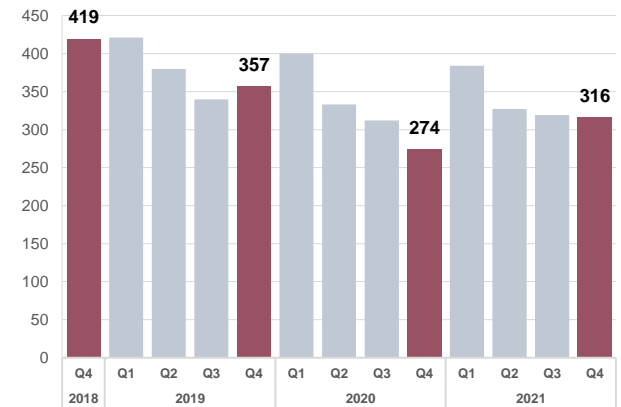
6.1 Entering custody

Stable
2-year trend

↑ +27
From prior year

1,346
Current year

1,319
Last year



6. Custody

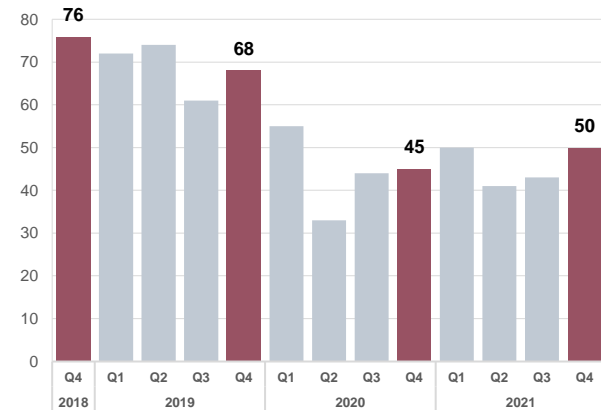
6.2 Remand custody population*

Stable
2-year trend

↓ -18
From prior year

50
Current year

68
Last year



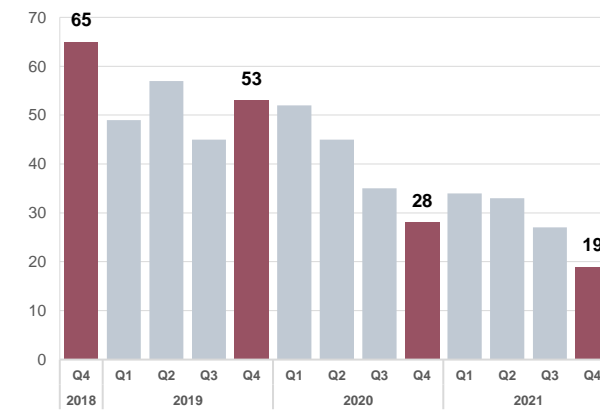
6.3 Sentenced custody population*

Down 64.2%
2-year trend

↓ -34
From prior year

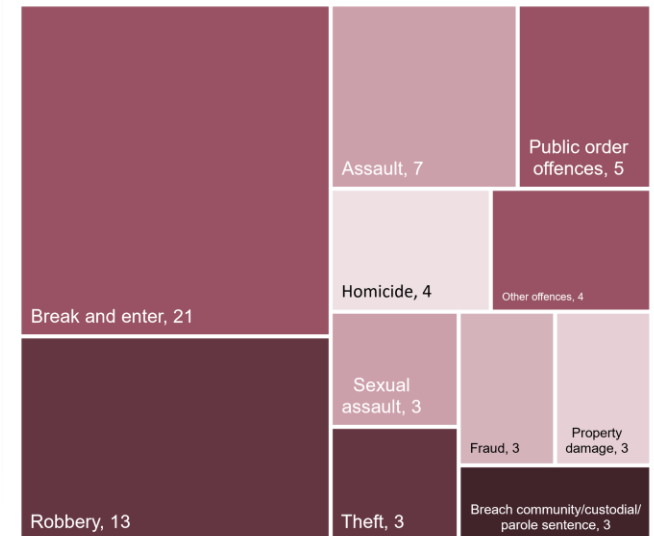
19
Current year

53
Last year



6.4 Detainee's most serious offence

The most serious offence for which a person is detained



Note: data from March 2020 onwards have been impacted by COVID and may not represent a change in long term trend

*Custody population figures are counted as at midnight on the last day of the month (stock figures). Trends are calculated comparing the latest month with the same month from 2 years prior

Aboriginal young people comprise 5.3% of the NSW population aged 0 to 17 years

7.1 Reoffending among Aboriginal young people guilty in court or dealt with by YJC

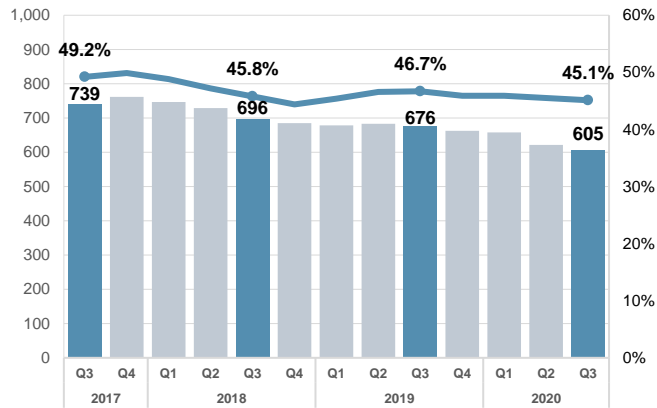
Annual cohort reoffending rate - Any new proven offence committed within 12 months

Down 71
Change year to year

45.1%
Current rate

605
Current year

676
Last year



7.2 Reoffending among Aboriginal young people exiting custody – new proven offence

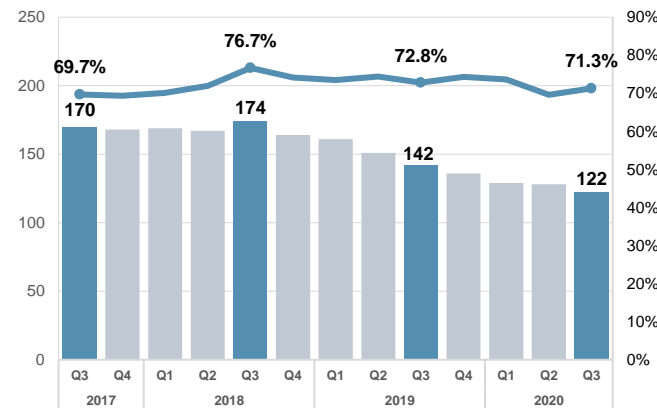
Annual cohort reoffending rate - Any new proven offence committed within 12 months

Down 20
Change year to year

71.3%
Current rate

122
Current year

142
Last year



7.3 Reoffending among Aboriginal young people exiting custody – return to custody

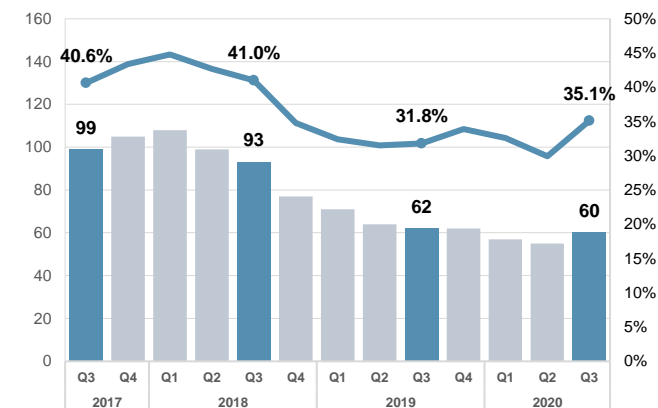
Annual cohort reoffending rate - Return to custody for a new offence committed within 12 months

Down 2
Change year to year

35.1%
Current rate

60
Current year

62
Last year



| Measure | Definition |
|-------------------------------------------------------------------------------------------|------------------------------------------------------------------------------------------------------------------------------------------------------------------------------------------------------------------------------------------------------------------------------------------------------------------------------------------------------------------------------------------------------------------------------------------------------------------------------------------------------------|
| 1.1, 1.2, 1.3 Aboriginal young people in detention | Number of Aboriginal young people held in juvenile detention, whether remanded or sentenced. Custody population figures are counted as at midnight on the last day of the month. |
| 2.1, 2.2, 2.3 Aboriginal young people in court | Number of Aboriginal young people appearing in finalised criminal court appearances. A finalised appearance is one which has been fully determined by the court and for which no further court proceedings are required. Counts appearances finalised in the Children's, Local, District and Supreme Courts. |
| 3.1 Police court proceedings | Number of Aboriginal young people proceeded against to court by NSW Police. This measure excludes Aboriginal young people proceeded against for a breach of bail. |
| 3.1 Diversions from court | Number of Aboriginal young people proceeded against by NSW Police via a Youth Justice Conference referral or a caution or warning under the Young Offenders Act. Fare evasion offences have been excluded from these proceedings as they are regarded as a diversion from an infringement notice, and not directly a diversion from court. |
| 4.1 Refused bail by police | Number and proportion of Aboriginal young people refused bail by the police. |
| 4.2 Refused bail by court | Number and proportion of Aboriginal young people refused bail at their first court bail appearance. |
| 4.3, 4.4 Bail breaches | Number of Aboriginal young people whose bail was revoked due to a bail breach. 4.4 shows breaches where the offender committed a new offence, 4.5 shows a technical bail breach, such as reporting to police, curfew and residence. |
| 5.1 Found guilty in court | Number of Aboriginal young people found guilty in finalised criminal court appearances. |
| 5.2 Sentenced to prison | Number and proportion of Aboriginal young people sentenced to juvenile detention. |
| 6.1 Entering custody | Number of Aboriginal young people received into custody. Excludes those held in police/court cell complexes. |
| 6.2, 6.3 Remand and sentenced population | Remand – Aboriginal young people refused bail (and small numbers granted bail but unable to meet conditions) are remanded in custody pending future court action. Sentenced - the courts have imposed custodial sentence for a proven offence. |
| 6.4 Detainee's most serious offence | The most serious offence type for which each person is in custody (remand and sentenced custody). Data is shown for the most recent month. |
| 7.1 Reoffending among Aboriginal young people guilty in court or dealt with by YJC | Reoffending is defined as a further offence committed within 12 months of a Youth Justice Conference or proven court appearance and finalised by court appearance or Youth Justice Conference within 15 months (excludes those who received a custodial penalty). Data is presented for a 12-month period (annual cohort) ending with the relevant quarter. |
| 7.2 Reoffending among Aboriginal young people exiting custody – new proven offence | Reoffending is defined as a further offence committed within 12 months of release from sentenced custody and finalised by court appearance or Youth Justice Conference within 15 months. Data is presented for a 12-month period (annual cohort) ending with the relevant quarter. |
| 7.3 Reoffending among Aboriginal young people exiting custody – return to custody | Reoffending is defined as a further offence committed within 12 months of release from sentenced custody and finalised by court appearance within 15 months where the offender received a subsequent custodial penalty. Data is presented for a 12-month period (annual cohort) ending with the relevant quarter. This measure counts only those offenders who committed a new proven offence not parole revocations or bail refusal. 7.3 is a subset of 7.2 and shows those who were returned to custody. |

| | Adults | Young people |
|-----------------|-----------------------------------------------------------------------------------------------------------------------------------------------------------------------------------------------------------------------------------------------------------|--------------------------------------------------------------------------------------------------------------------------------------------------------------------------------------------------------------------------------------------------------------------------------|
| | Key indicators | |
| Prison | <p>Stable</p> <p>There are currently 3,346 Aboriginal adults in prison in NSW (representing 27.5% of the adult prison population).</p> <p>The number of Aboriginal adult men and women in prison was stable over the 2 years to December 2021.</p> | <p>Down</p> <p>There are currently 69 Aboriginal young people in detention in NSW (representing 42.9% of juvenile detention population).</p> <p>Aboriginal young people in detention fell 43.0%. Both the number of young Aboriginal males and females have fallen.</p> |
| Court | <p>Stable</p> <p>The number of Aboriginal adults appearing in court is stable.</p> <p>The number of Aboriginal adult men and women appearing in court was stable over the 2 years to December 2021.</p> | <p>Stable</p> <p>The number of Aboriginal young people appearing in court is stable. The trend for both young Aboriginal males and females was also stable.</p> |
| | Secondary measures | |
| Police | <p>Stable</p> <p>Police court proceedings against Aboriginal adults were stable over the 2 years to December 2021.</p> | <p>Stable</p> <p>Both the number of Aboriginal young people proceeded to court and those diverted from court (police YJC, caution or warning) were stable over the 2 years to December 2021</p> |
| Bail | <p>Stable</p> <p>The number of Aboriginal adults being bail revoked for a technical breach or for committing a new offence while on bail was stable over the 2 years in December 2021.</p> | <p>Stable</p> <p>The number of Aboriginal young people being bail revoked for a technical breach or for committing a new offence while on bail was stable over the 2 years to December 2021.</p> |
| Courts | <p>Stable</p> <p>Court convictions and custodial sentences for Aboriginal adults are stable.</p> | <p>Stable</p> <p>Aboriginal young people found guilty in court and sentenced to detention remained stable over the 2 year to December 2021.</p> |
| Custody | <p>Up</p> <p>Aboriginal adults on remand rose by 4.0% over the last 2 years to December 2021.</p> | <p>Down</p> <p>The numbers of Aboriginal young people in sentenced detention fell 64.2% over the 2 years to December 2021. The number of Aboriginal young people in remand remained stable.</p> |
| Reoffend | <p>Down</p> <p>The number of Aboriginal adults returning to custody within a year of being released is declining, down 42 adults to 31.6%.</p> | <p>Down</p> <p>The number of Aboriginal young people returning to custody within a year of being released declined by 2 young people. The proportion returning to custody increased to 35.1%.</p> |