

June 2022 – Aboriginal adults

1.1 Key indicator: Aboriginal adults in prison*

Sentenced and remand custody

Up 8.4%
From June 2020

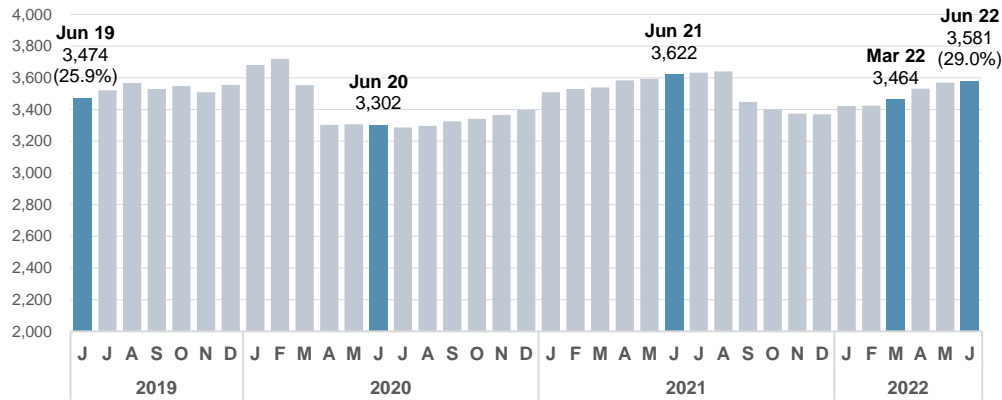
↑+117
From prior quarter

↑+279
From same month 2020

3,581
Current year

3,302
Same month 2020

29.0%
Current %



2.1 Key indicator – Aboriginal adults in court

Local, District and Supreme Courts

Down 6.6%
From prior year

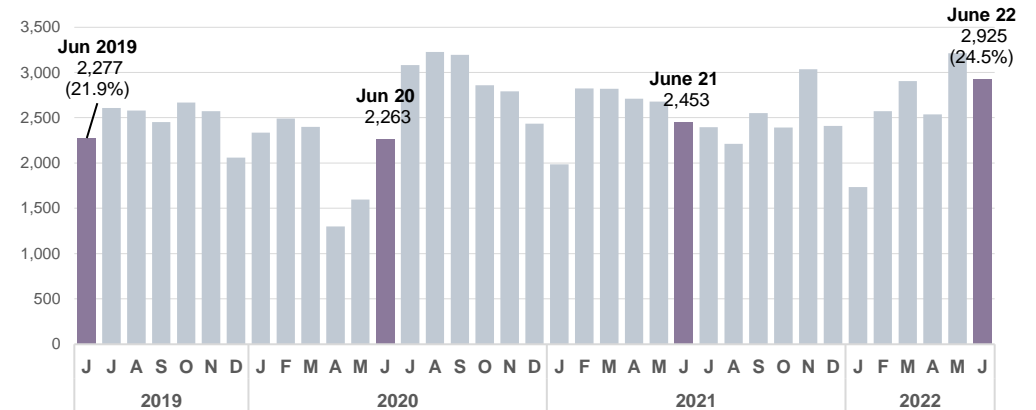
↑+1,462
From prior quarter

↓-2,172
From prior year

30,888
Current year

33,060
Last year

24.7%
Current %



1.2 Aboriginal men in prison*

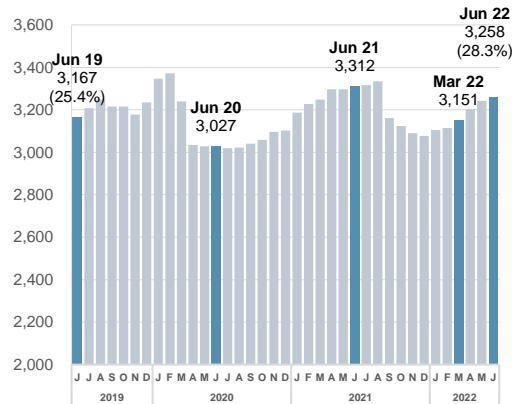
Sentenced and remand custody

Up 7.6%
From June 2020

↑+231
From same month 2020

3,258
Current year

3,027
Same month 2020



1.3 Aboriginal women in prison*

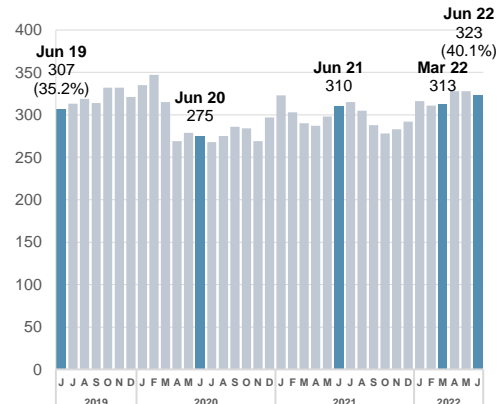
Sentenced and remand custody

Up 17.5%
From June 2020

↑+13
From same month 2020

323
Current year

275
Same month 2020



2.2 Aboriginal men in court

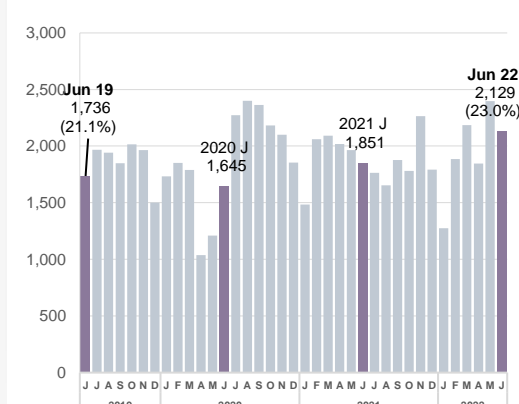
Local, District and Supreme Courts

Down 7.3%
From prior year

↓-1,795
From prior year

22,847
Current year

24,642
Last year



2.3 Aboriginal women in court

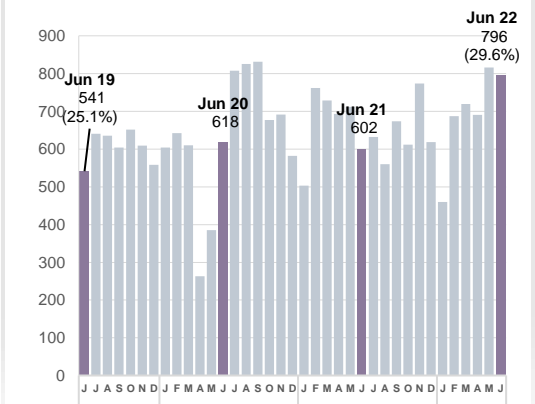
Local, District and Supreme Courts

Down 4.5%
From prior year

↓-377
From prior year

8,041
Current year

8,418
Last year



Note: data from March 2020 onwards have been impacted by COVID and may not represent a change in long term trend

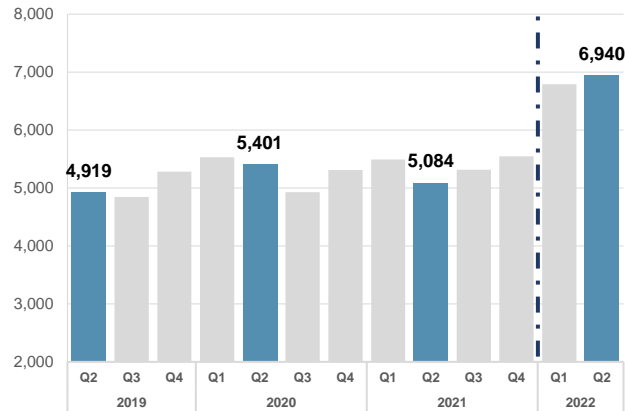
*Custody population figures are counted as at midnight on the last day of the month (stock figures).

3. Police

3.1 Police court proceedings*

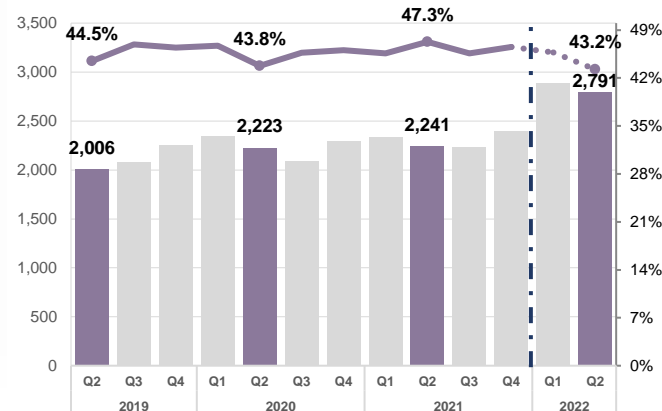
*excludes Aboriginal adults proceeded to court for breaching bail

In Jan 2022 it became mandatory for NSW Police to ask all offenders if they identify as Aboriginal. As a result of this practice change, both the number and proportion of Aboriginal offenders has increased.



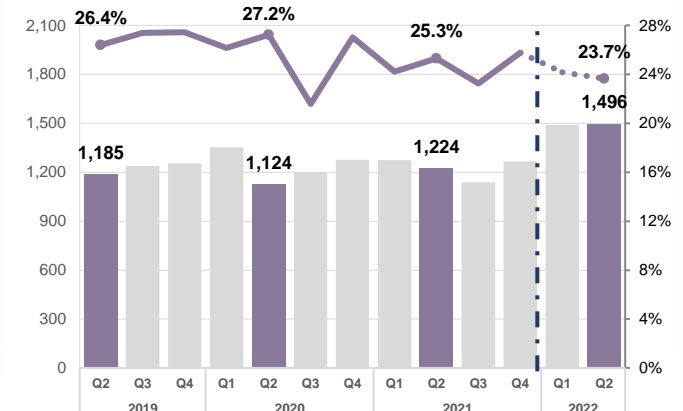
4.1 Refused bail by police

In Jan 2022 it became mandatory for NSW Police to ask all offenders if they identify as Aboriginal. As a result of this practice change, both the number and proportion of Aboriginal offenders has increased.



4.2 Refused bail by court

In Jan 2022 it became mandatory for NSW Police to ask all offenders if they identify as Aboriginal. As a result of this practice change, both the number and proportion of Aboriginal offenders has increased.

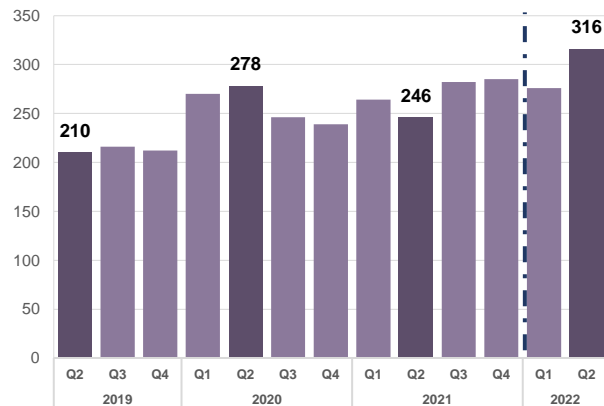


4. Bail

4.3 Bail revoked due to breach

*breach of bail established in court

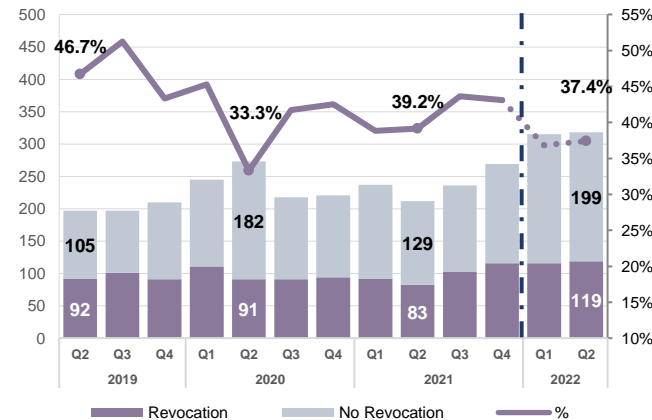
In Jan 2022 it became mandatory for NSW Police to ask all offenders if they identify as Aboriginal. As a result of this practice change, both the number and proportion of Aboriginal offenders has increased.



4.4 Reason for bail revocation – bail breach involving further offence*

*breach of bail established in court

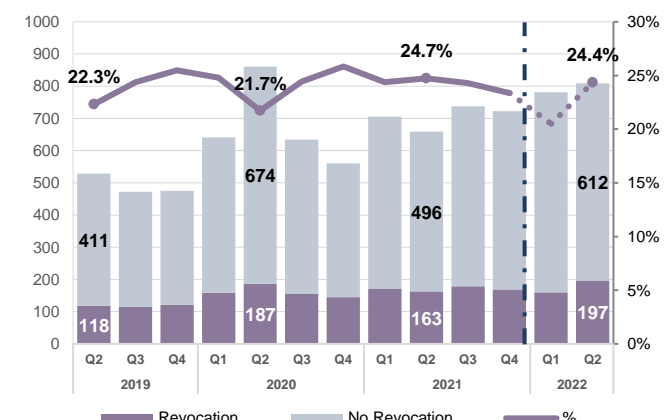
In Jan 2022 it became mandatory for NSW Police to ask all offenders if they identify as Aboriginal. As a result of this practice change, both the number and proportion of Aboriginal offenders has increased.



4.5 Reason for bail revocation – technical bail breach

*breach of bail established in court

In Jan 2022 it became mandatory for NSW Police to ask all offenders if they identify as Aboriginal. As a result of this practice change, both the number and proportion of Aboriginal offenders has increased.



5. Criminal Courts

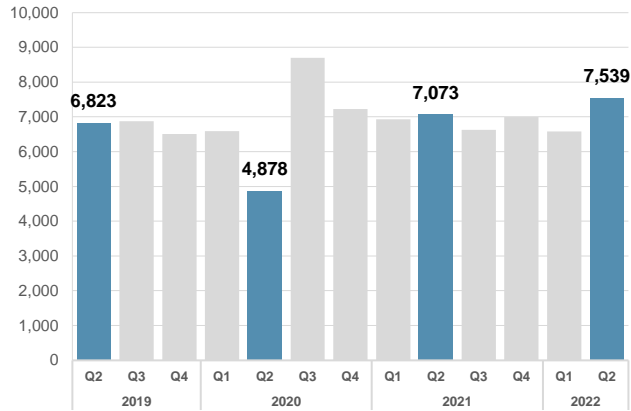
5.1 Found guilty in court

Down 7.3%
From prior year

↓-2189
From prior year

27,732
Current year

29,921
Last year



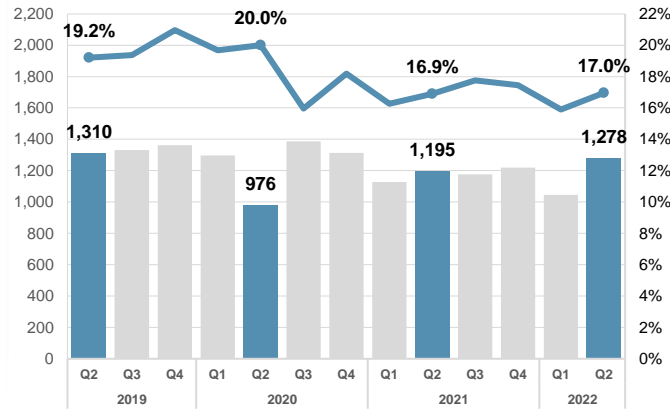
5.2 Sentenced to prison

Down 6.0%
From prior year

↓-303
From prior year

4,720
Current year

5,023
Last year



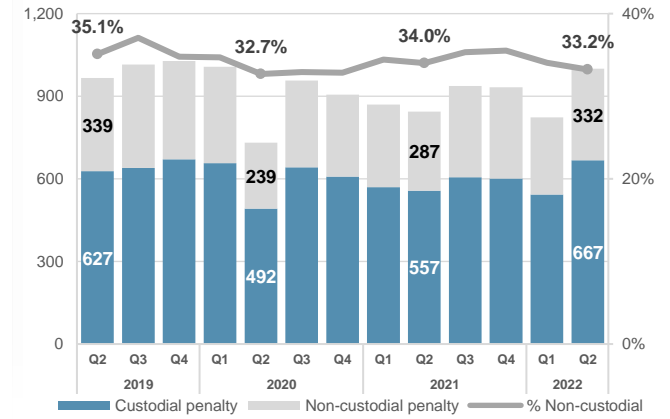
5.3 Sentenced to custody from remand

Up 1.7%
From prior year

↑+40
From prior year

2,417
Current year

2,377
Last year



6. Custody

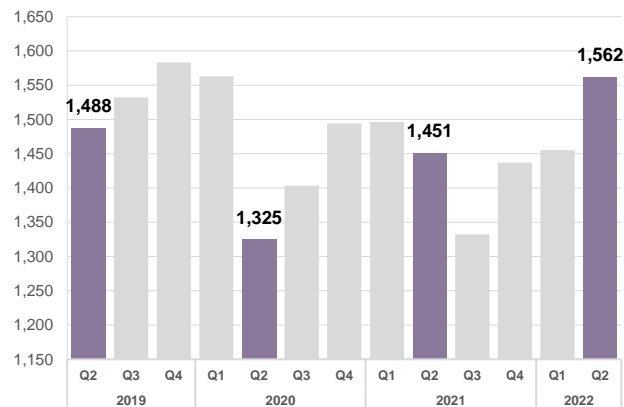
6.1 Entering custody

Down 1.0%
From prior year

↓-58
From prior year

5,786
Current year

5,844
Last year



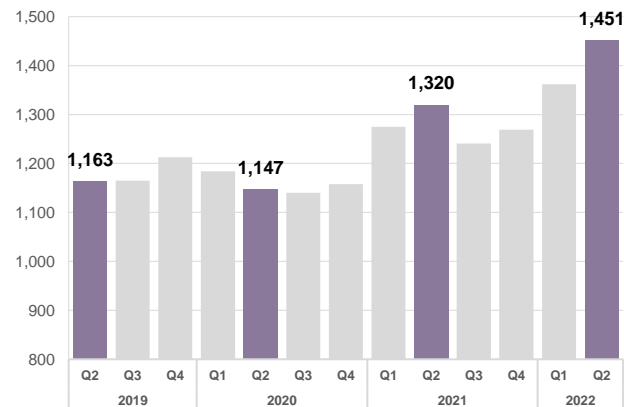
6.2 Remand custody population*

Up 9.9%
From prior year

↑+131
From prior year

1,451
Current year

1,320
Same quarter last year



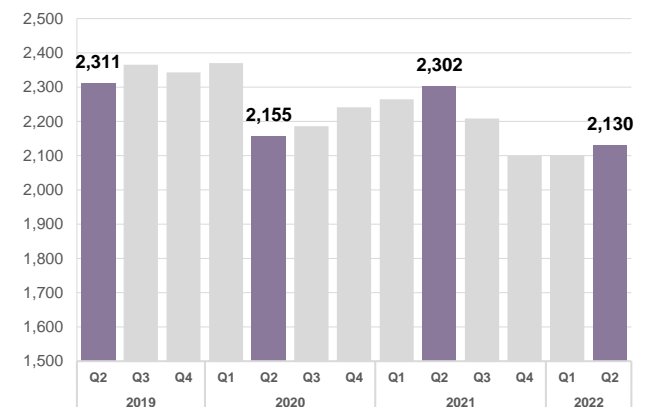
6.3 Sentenced custody population*

Down 7.5%
From prior year

↓-172
From prior year

2,130
Current year

2,302
Same quarter last year



Note: data from March 2020 onwards have been impacted by COVID and may not represent a change in long term trend

*Custody population figures are counted as at midnight on the last day of the month (stock figures).

June 2022 – Aboriginal adults

6. Custody

6.4 Length of stay in custody

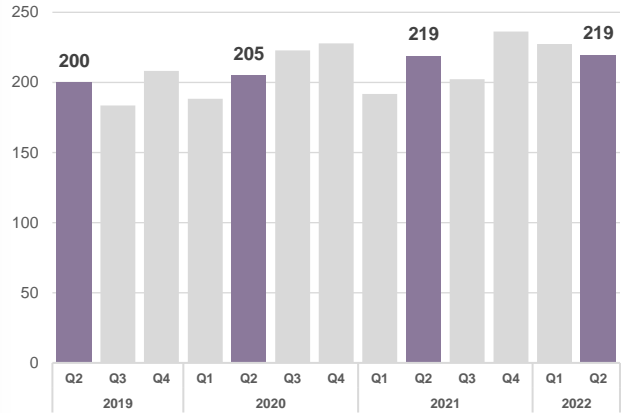
Average number of days for persons discharged by discharge date

Up 2.8%
From prior year

↑ +6 days
From prior year

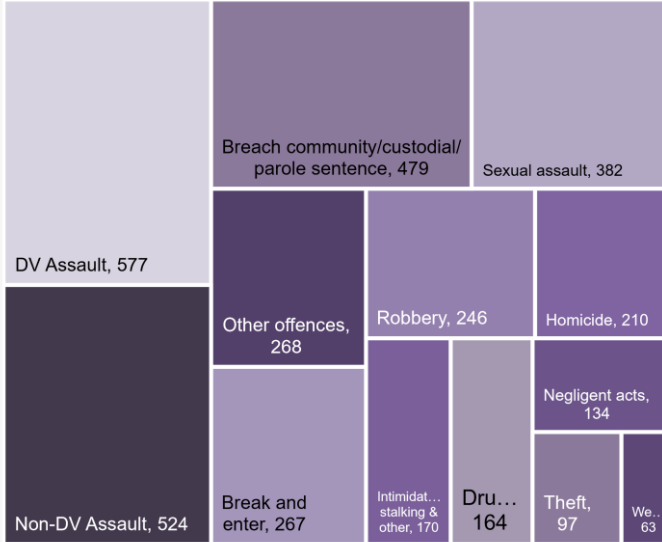
221 days
Current 12-month average

215 days
12-month average last year



6.5 Prisoner's most serious offence

The most serious offence for which a person is imprisoned



7. Reoffending

7.1 Reoffending among Aboriginal adults guilty in court – new proven offence

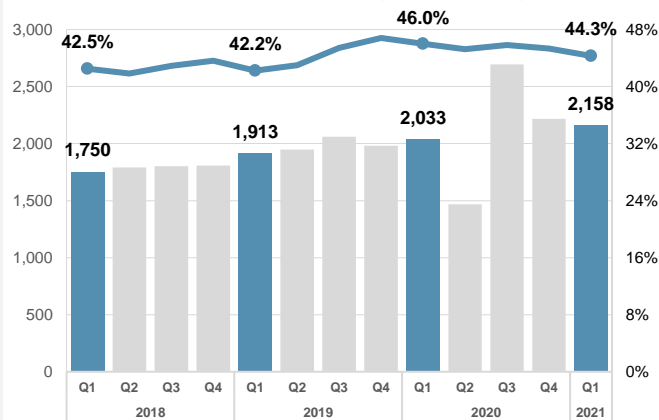
Quarterly cohort reoffending rate - Any new proven offence committed within 12 months

Up 125
Change year to year

44.3%
Current rate

2,158
Current year

2,033
Last year



7.2 Reoffending among Aboriginal adults exiting custody – new proven offence

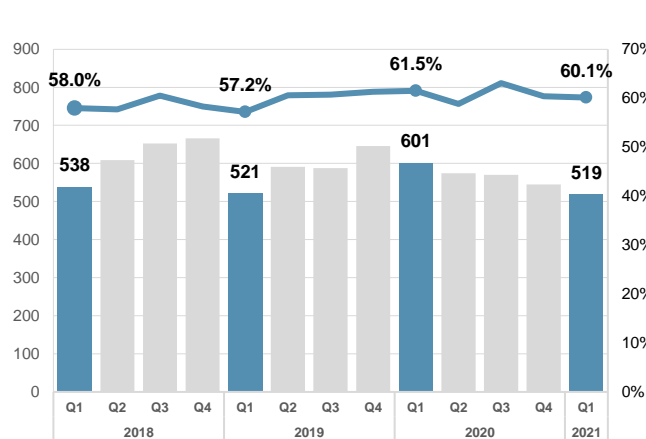
Quarterly cohort reoffending rate - Any new proven offence committed within 12 months

Down 82
Change year to year

60.1%
Current rate

519
Current year

601
Last year



7.3 Reoffending among Aboriginal adults exiting custody – return to custody

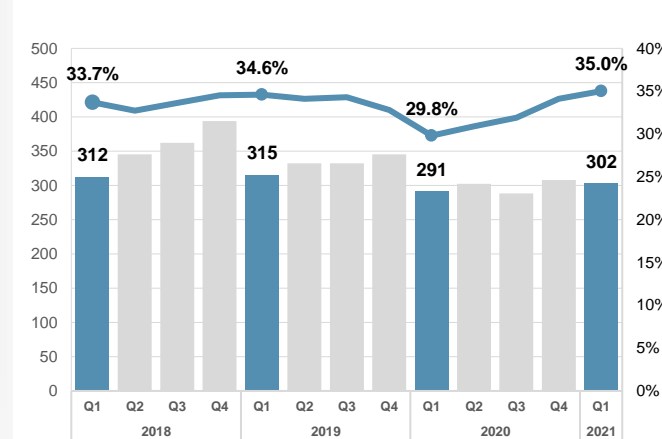
Quarterly cohort reoffending rate - Return to custody for a further offence committed within 12 months

Up 11
Change year to year

35.0%
Current rate

302
Current year

291
Last year



Note: data from March 2020 onwards have been impacted by COVID and may not represent a change in long term trend
 ^Q3 2020 cohort - the number of criminal matters finalised in NSW Courts was higher than average due to a surge in court activity to address the disruption to court operations in Q2 2020 due to COVID-19.

Aboriginal people comprise 2.2% of the adult NSW population

Measure	Definition
1.1, 1.2, 1.3 Aboriginal adults in prison	Number of Aboriginal adults held in custody, whether remanded or sentenced. Custody population figures are counted as at midnight on the last day of the month.
2.1, 2.2, 2.3 Aboriginal adults in court	Number of Aboriginal adults appearing in finalised criminal court appearances. A finalised appearance is one which has been fully determined by the court and for which no further court proceedings are required. Counts appearances finalised in the Local, District and Supreme Courts.
3.1 Police court proceedings	Number of Aboriginal adults proceeded against to court by NSW Police. This measure excludes Aboriginal adults proceeded against for a breach of bail. Due to improvement in police recording of Aboriginality since Jan 2022, the number of persons with a recorded Aboriginal status has increased.
4.1 Refused bail by police	Number and proportion of Aboriginal adults refused bail by the police.
4.2 Refused bail by court	Number and proportion of Aboriginal adults refused bail at their first court bail appearance.
4.3, 4.4, 4.5 Bail breaches	Number of Aboriginal adults whose bail was revoked due to a bail breach. 4.4 and 4.5 are a subset of 4.3 and show the reason for the bail breach, 4.4 where the offender committed a new offence, 4.5 a technical bail breach, such as reporting to police, curfew and residence.
5.1 Found guilty in court	Number of Aboriginal adults found guilty in finalised criminal court appearances.
5.2 Sentenced to prison	Number and proportion of Aboriginal adults sentenced to custody.
5.3 Sentenced to custody from remand	Number and proportion of Aboriginal adults refused bail at court finalisation by whether they received a custodial or non-custodial penalty.
6.1 Entering custody	Number of Aboriginal adults received into custody. Excludes those held in police/court cell complexes.
6.2, 6.3 Remand and sentenced prisoners	Remand – Aboriginal adults refused bail (and small numbers granted bail but unable to meet conditions) are remanded in custody pending future court action. Sentenced - the courts have imposed custodial sentence for a proven offence.
6.4 Length of stay in custody	The average number of days spent in custody for Aboriginal young people discharged from custody.
6.5 Prisoner's most serious offence	The most serious offence type for which each young person is in custody (remand and sentenced custody). Data is shown for the most recent month.
7.1 Reoffending among Aboriginal adults guilty in court	Reoffending is defined as a further offence committed within 12 months of a proven court appearance and finalised by court appearance within 15 months (excludes those who received a custodial penalty). The quarterly reoffending rate is the proportion of Aboriginal adult offenders with a proven court appearance in a given three-month period that went on to commit a further proven offence within 12 months of the court appearance.
7.2 Reoffending among Aboriginal adults exiting custody – new proven offence	Reoffending is defined as a further offence committed within 12 months of release from sentenced custody and finalised by court appearance within 15 months. The quarterly reoffending rate is the proportion of Aboriginal adult offenders released from sentenced custody in a given three-month period that went on to commit a further proven offence within 12 months of release.
7.3 Reoffending among Aboriginal adults exiting custody – return to custody	Reoffending is defined as a further offence committed within 12 months of release from sentenced custody and finalised by court appearance within 15 months where the offender received a subsequent custodial penalty. The quarterly reoffending rate is the proportion of Aboriginal adult offenders released from sentenced custody in a given three-month period that went on to commit a further proven offence within 12 months of release and received a subsequent custodial penalty (only counts those who committed a new proven offence not parole revocations or bail refusal). 7.3 is a subset of 7.2 and shows those who were returned to custody.

NSW Criminal Justice Aboriginal over-representation

QUARTERLY REPORT

June 2022 – Aboriginal young people



1.1 Key indicator: Aboriginal young people in detention*

Sentenced and remand custody

Up 28.2%
From June 2020

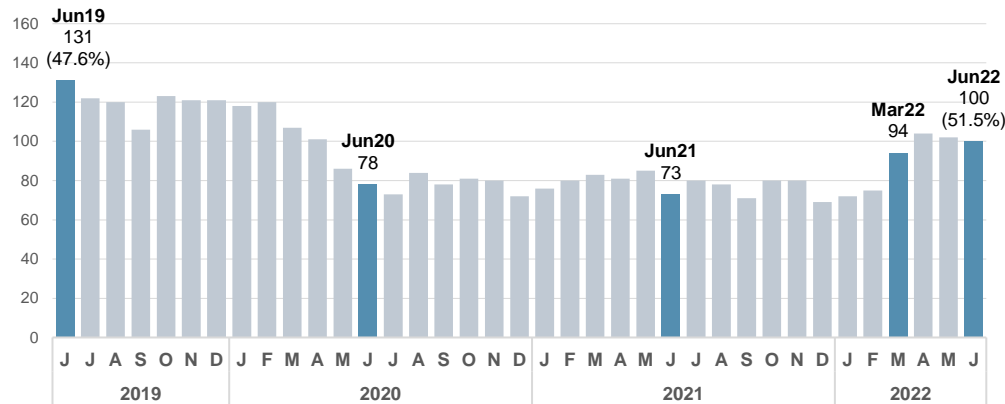
↑ +6
From prior quarter

↑ +22
From same month 2020

100
Current quarter

78
Same month 2020

51.5%
Current %



2.1 Key indicator: Aboriginal young people in court

Children's, Local, District and Supreme Courts

Down 2.1%
From prior year

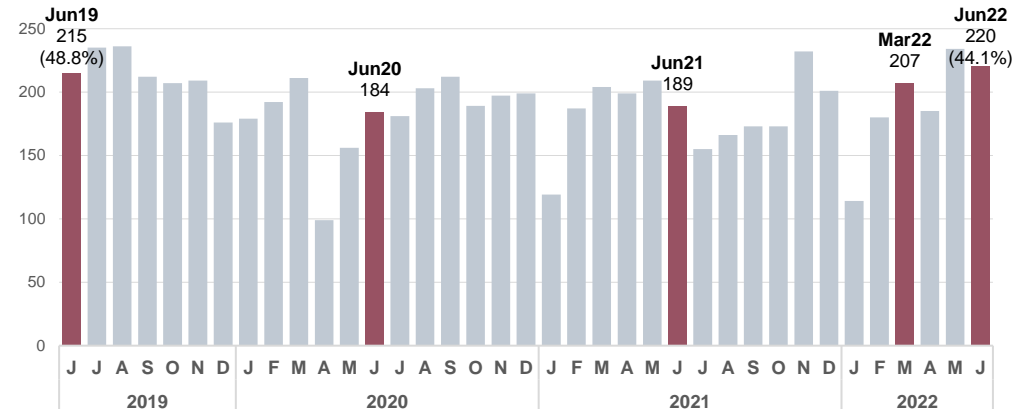
↑ +138
From prior quarter

↓ -48
From prior year

2,240
Current year

2,288
Last year

45.1%
Current %



1.2 Aboriginal young males in detention*

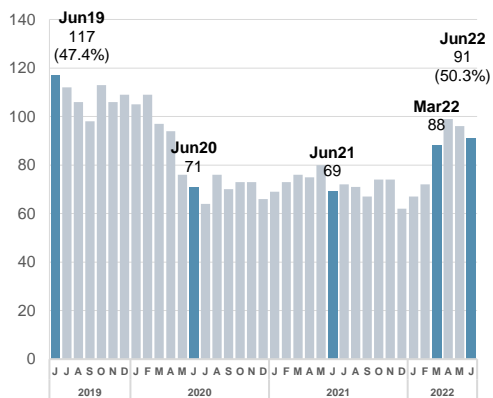
Sentenced and remand custody

Up 28.2%
From June 2020

↑ +20
From same month 2020

91
Current quarter

71
Same quarter last year



1.3 Aboriginal young females in detention*

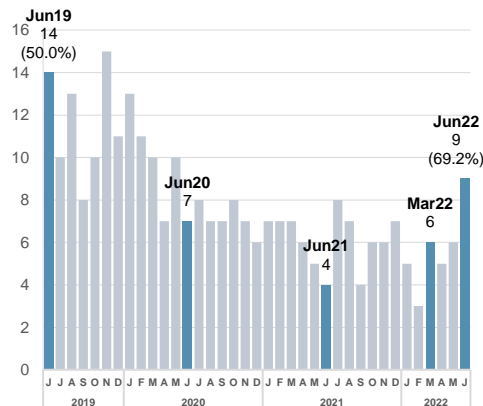
Sentenced and remand custody

Up 28.6%
From June 2020

↑ +2
From same month 2020

9
Current quarter

7
Same quarter last year



2.2 Aboriginal young males in court

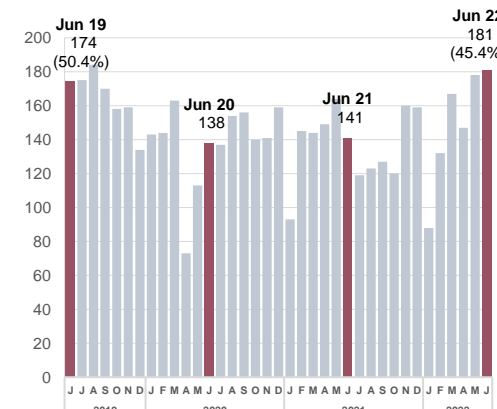
Children's, Local, District and Supreme Courts

Down 1.3%
From prior year

↓ -22
From prior year

1,701
Current year

1,723
Last year



2.3 Aboriginal young females in court

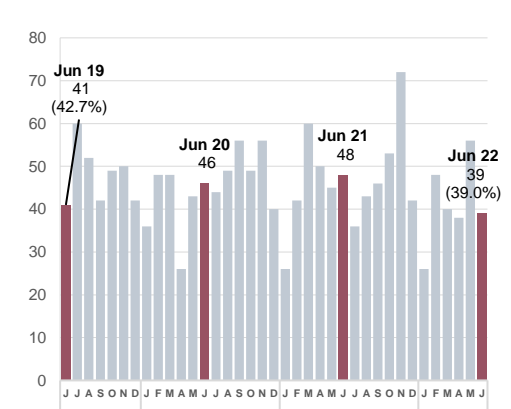
Children's, Local, District and Supreme Courts

Down 4.6%
From prior year

↓ -26
From prior year

539
Current year

565
Last year



Note: data from March 2020 onwards have been impacted by COVID and may not represent a change in long term trend

*Custody population figures are counted as at midnight on the last day of the month (stock figures).

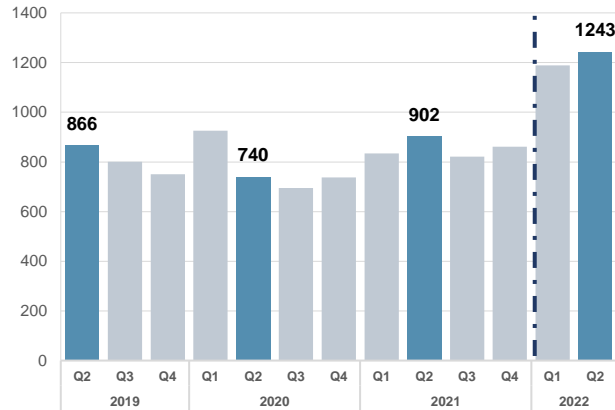
Aboriginal young people comprise 5.3% of the NSW population aged 0 to 17 years)

3. Police

3.1 Police court proceedings*

*excludes Aboriginal young people proceeded to court for breaching bail

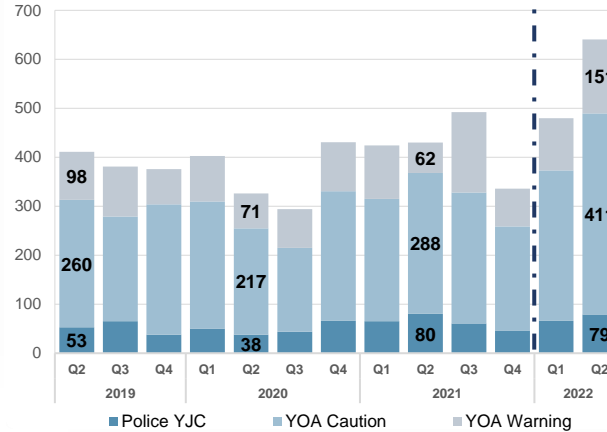
In Jan 2022 it became mandatory for NSW Police to ask all offenders if they identify as Aboriginal. As a result of this practice change, both the number and proportion of Aboriginal offenders has increased.



3.2 Diversion from court*

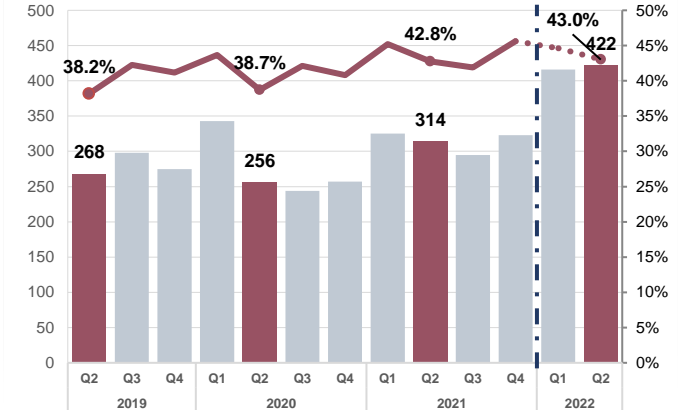
*Police Youth Justice Conference referrals, cautions/warnings under the Young Offenders Act.

In Jan 2022 it became mandatory for NSW Police to ask all offenders if they identify as Aboriginal. As a result of this practice change, both the number and proportion of Aboriginal offenders has increased.



4.1 Refused bail by police

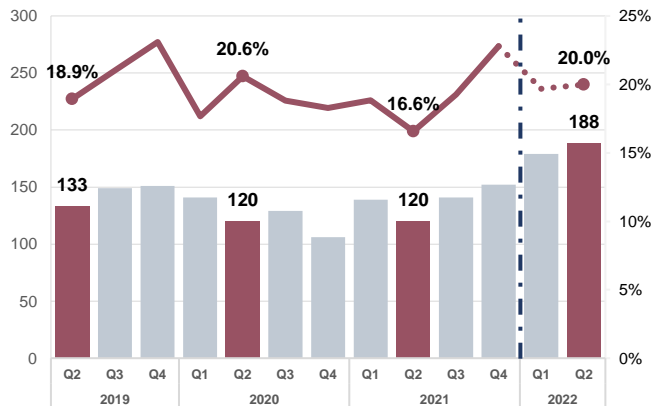
In Jan 2022 it became mandatory for NSW Police to ask all offenders if they identify as Aboriginal. As a result of this practice change, both the number and proportion of Aboriginal offenders has increased.



4. Bail

4.2 Refused bail by court

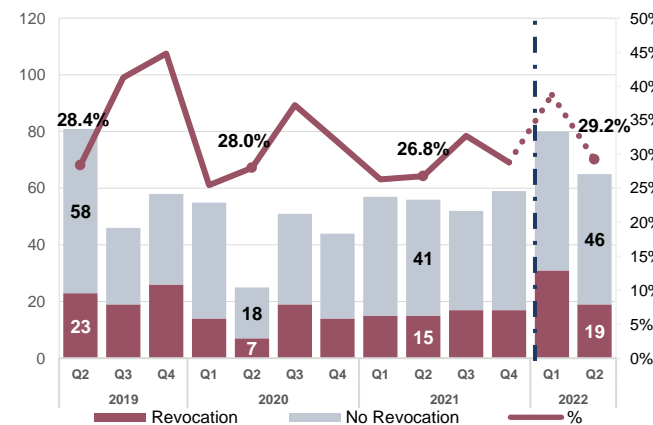
In Jan 2022 it became mandatory for NSW Police to ask all offenders if they identify as Aboriginal. As a result of this practice change, both the number and proportion of Aboriginal offenders has increased.



4.3 Bail revocations following bail breach involving further offence*

*breach of bail established in court

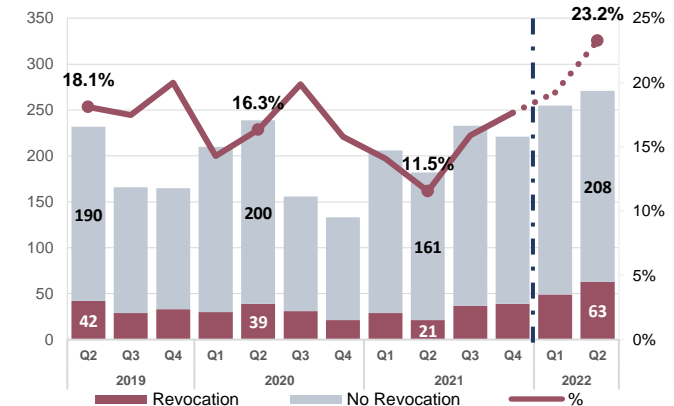
In Jan 2022 it became mandatory for NSW Police to ask all offenders if they identify as Aboriginal. As a result of this practice change, both the number and proportion of Aboriginal offenders has increased.



4.4 Bail revocations from technical bail breach

*breach of bail established in court

In Jan 2022 it became mandatory for NSW Police to ask all offenders if they identify as Aboriginal. As a result of this practice change, both the number and proportion of Aboriginal offenders has increased.



Note: data from March 2020 onwards have been impacted by COVID and may not represent a change in long term trend.

Aboriginal young people comprise 5.3% of the NSW population aged 0 to 17 years

NSW Criminal Justice Aboriginal over-representation

June 2022 – Aboriginal young people

QUARTERLY REPORT



5. Criminal Courts

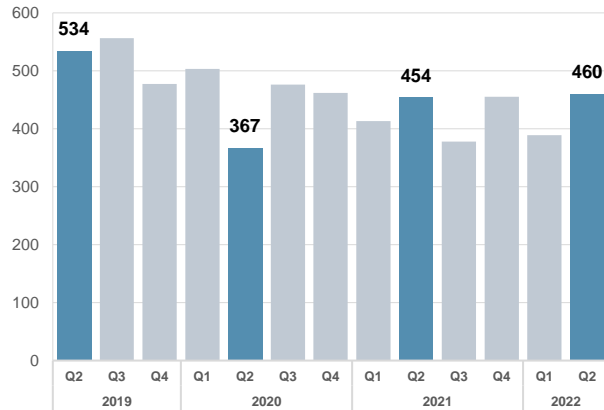
5.1 Found guilty in court

Down 6.8%
From prior year

↓-123
From prior year

1,682
Current year

1,805
Last year



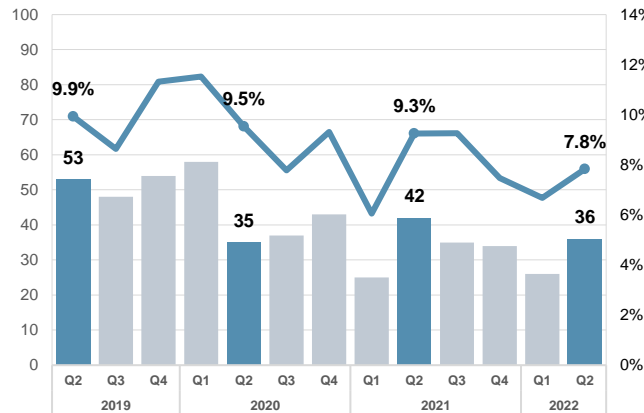
5.2 Sentenced to custody

Down 10.9%
From prior year

↓-16
From prior year

131
Current year

147
Last year



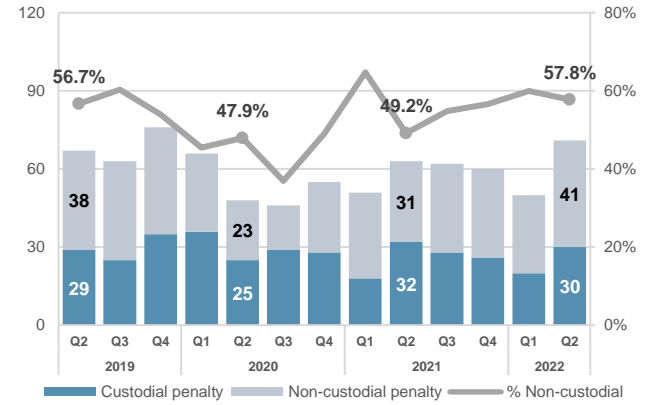
5.3 Sentenced to custody from remand

Down 2.8%
From prior year

↓-3
From prior year

104
Current year

107
Last year



6. Custody

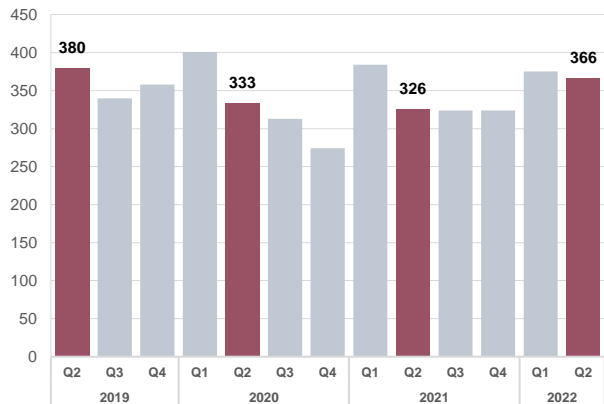
6.1 Entering custody

Up 7.1%
From prior year

↑+92
From prior year

1,389
Current year

1,297
Last year



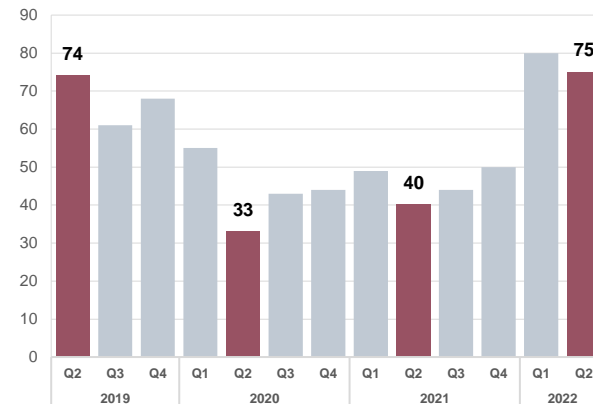
6.2 Remand custody population*

Up 87.5%
From prior year

↑+35
From prior year

75
Current quarter

40
Same quarter last year



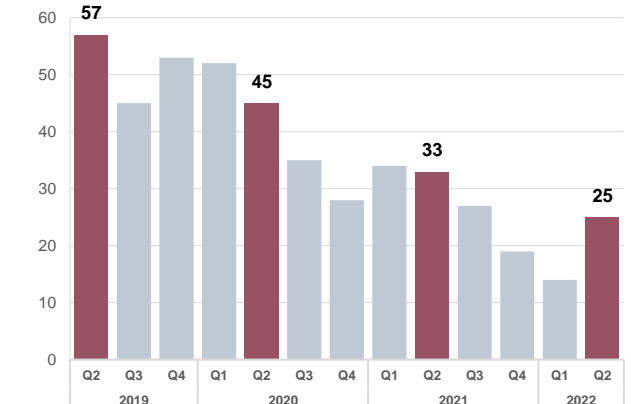
6.3 Sentenced custody population*

Down 24.2%
From prior year

↓-8
From prior year

25
Current quarter

33
Same quarter last year



Note: data from March 2020 onwards have been impacted by COVID and may not represent a change in long term trend

*Custody population figures are counted as at midnight on the last day of the month (stock figures).

Aboriginal young people comprise 5.3% of the NSW population aged 0 to 17 years

6. Custody

6.4 Length of stay in custody*

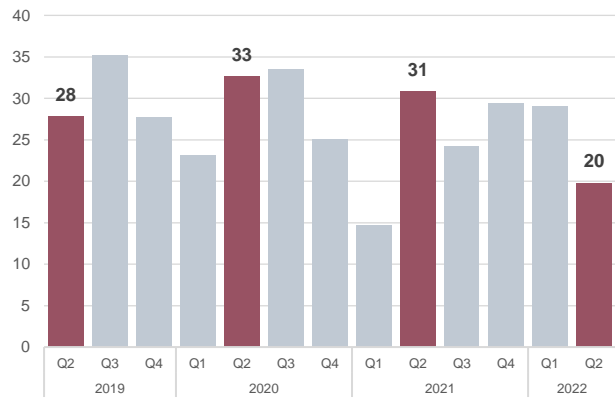
*Average number of days for persons discharged by discharge date

Down 2.3%
From prior year

↓-1 days
From prior year

26 days
Current 12-month average

27 days
12-month average last year



6.5 Short-term remand*

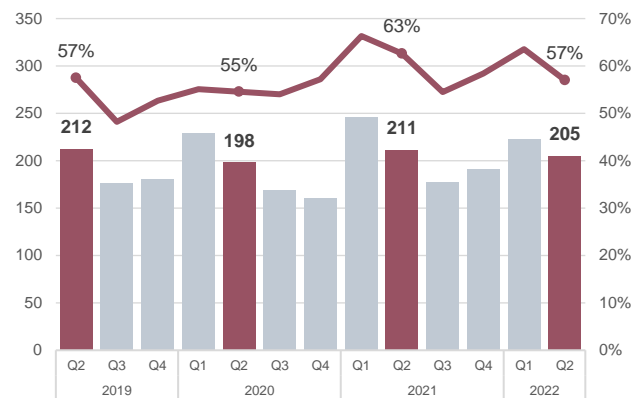
*Number of persons that spent less than 2 days spent in custody by discharge date

Up 1.3%
From prior year

↑ +10
From prior year

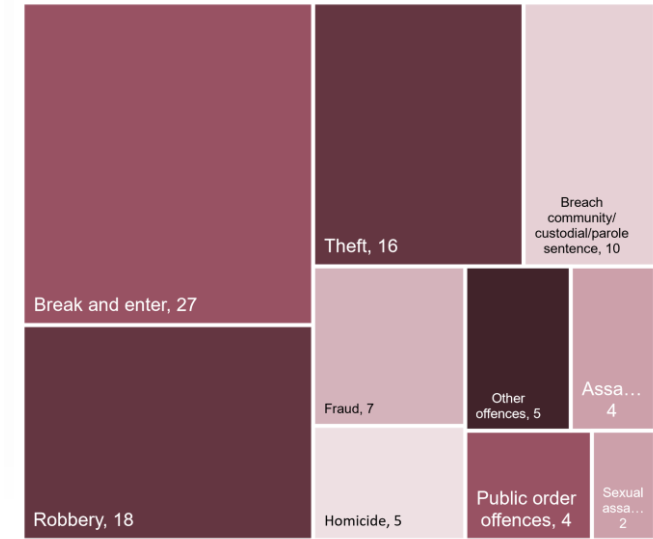
796
Current year

786
Last year



6.6 Detainee's most serious offence

The most serious offence for which a person is detained



7. Reoffending

7.1 Reoffending among Aboriginal young people guilty in court or dealt with by YJC

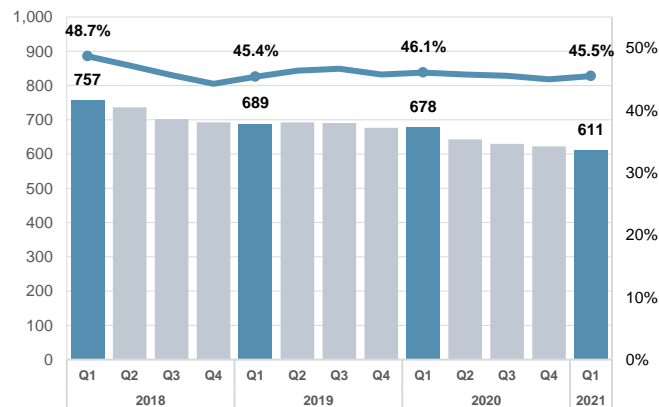
Annual cohort reoffending rate - Any new proven offence committed within 12 months

Down 67
Change year to year

45.5%
Current rate

611
Current year

678
Last year



7.2 Reoffending among Aboriginal young people exiting custody – new proven offence

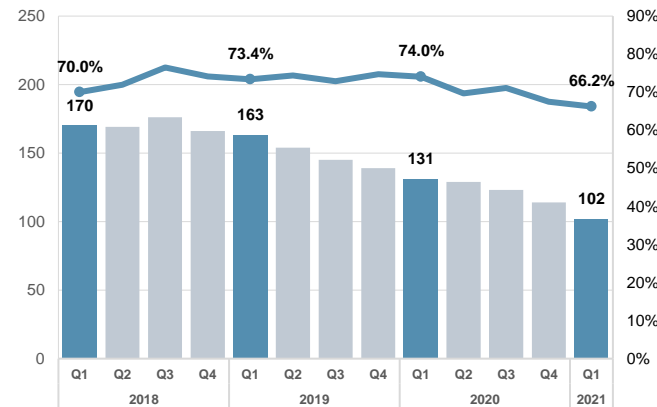
Annual cohort reoffending rate - Any new proven offence committed within 12 months

Down 29
Change year to year

66.2%
Current rate

102
Current year

131
Last year



7.3 Reoffending among Aboriginal young people exiting custody – return to custody

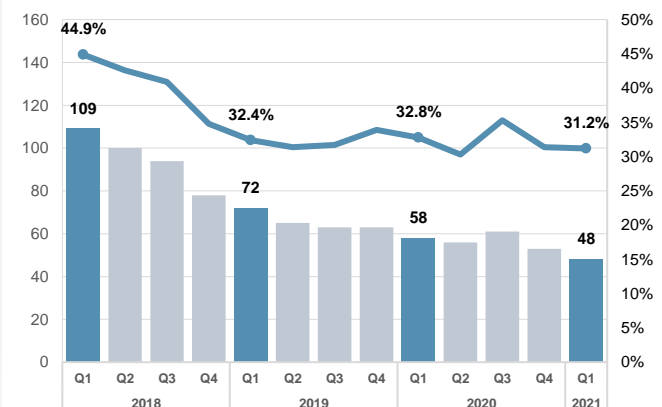
Annual cohort reoffending rate - Return to custody for a new offence committed within 12 months

Down 10
Change year to year

31.2%
Current rate

48
Current year

58
Last year



Note: data from March 2020 onwards have been impacted by COVID and may not represent a change in long term trend

Aboriginal young people comprise 5.3% of the NSW population aged 0 to 17 years

Measure	Definition
1.1, 1.2, 1.3 Aboriginal young people in detention	Number of Aboriginal young people held in juvenile detention, whether remanded or sentenced. Custody population figures are counted as at midnight on the last day of the month.
2.1, 2.2, 2.3 Aboriginal young people in court	Number of Aboriginal young people appearing in finalised criminal court appearances. A finalised appearance is one which has been fully determined by the court and for which no further court proceedings are required. Counts appearances finalised in the Children's, Local, District and Supreme Courts.
3.1 Police court proceedings	Number of Aboriginal young people proceeded against to court by NSW Police. This measure excludes Aboriginal young people proceeded against for a breach of bail. Due to improvement in police recording of Aboriginality since Jan 2022, the number of persons with a recorded Aboriginal status has increased
3.1 Diversions from court	Number of Aboriginal young people proceeded against by NSW Police via a Youth Justice Conference referral or a caution or warning under the Young Offenders Act. Fare evasion offences have been excluded from these proceedings as they are regarded as a diversion from an infringement notice, and not directly a diversion from court. Due to improvement in police recording of Aboriginality since Jan 2022, the number of persons with a recorded Aboriginal status has increased
4.1 Refused bail by police	Number and proportion of Aboriginal young people refused bail by the police.
4.2 Refused bail by court	Number and proportion of Aboriginal young people refused bail at their first court bail appearance.
4.3, 4.4 Bail breaches	Number of Aboriginal young people whose bail was revoked due to a bail breach. 4.4 shows breaches where the offender committed a new offence, 4.5 shows a technical bail breach, such as reporting to police, curfew and residence.
5.1 Found guilty in court	Number of Aboriginal young people found guilty in finalised criminal court appearances.
5.2 Sentenced to prison	Number and proportion of Aboriginal young people sentenced to juvenile detention.
5.3 Sentenced to custody from remand	Number and proportion of Aboriginal young people refused bail at court finalisation by whether they received a custodial penalty or not.
6.1 Entering custody	Number of Aboriginal young people received into custody. Excludes those held in police/court cell complexes.
6.2, 6.3 Remand and sentenced population	Remand – Aboriginal young people refused bail (and small numbers granted bail but unable to meet conditions) are remanded in custody pending future court action. Sentenced - the courts have imposed custodial sentence for a proven offence.
6.4 Length of stay in custody	The average number of days spent in custody for Aboriginal young people discharged from custody.
6.5 Short-term remand	The number and proportion of Aboriginal young people discharged from custody that spent less than 2 days in custody
6.6 Detainee's most serious offence	The most serious offence type for which each person is in custody (remand and sentenced custody). Data is shown for the most recent month.
7.1 Reoffending among Aboriginal young people guilty in court or dealt with by YJC	Reoffending is defined as a further offence committed within 12 months of a Youth Justice Conference or proven court appearance and finalised by court appearance or Youth Justice Conference within 15 months (excludes those who received a custodial penalty). Data is presented for a 12-month period (annual cohort) ending with the relevant quarter.
7.2 Reoffending among Aboriginal young people exiting custody – new proven offence	Reoffending is defined as a further offence committed within 12 months of release from sentenced custody and finalised by court appearance or Youth Justice Conference within 15 months. Data is presented for a 12-month period (annual cohort) ending with the relevant quarter.
7.3 Reoffending among Aboriginal young people exiting custody – return to custody	Reoffending is defined as a further offence committed within 12 months of release from sentenced custody and finalised by court appearance within 15 months where the offender received a subsequent custodial penalty. Data is presented for a 12-month period (annual cohort) ending with the relevant quarter. This measure counts only those offenders who committed a new proven offence not parole revocations or bail refusal. 7.3 is a subset of 7.2 and shows those who were returned to custody.