

1.1 Key indicator: Aboriginal adults in prison*

Sentenced and remand custody

Up 4.4%

From March 2021

↑+127

From prior quarter

↑+157

From same month 2021

3,709

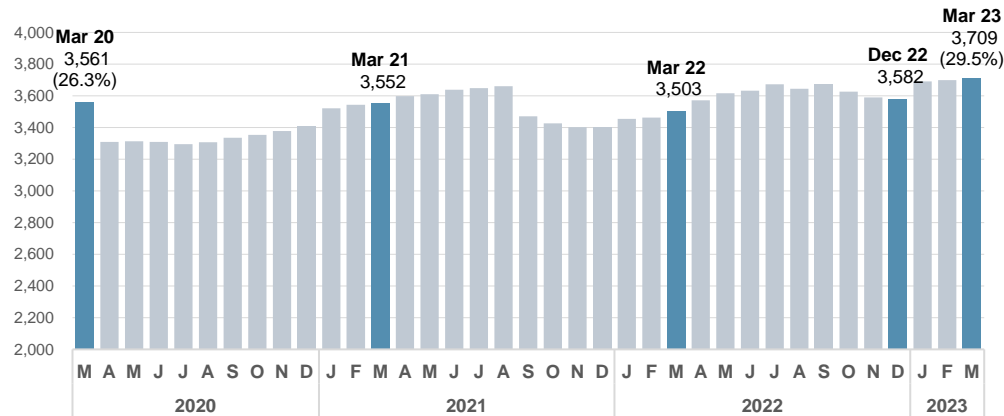
Current year

3,552

Same month 2020

29.5%

Current %



2.1 Key indicator – Aboriginal adults in court

Local, District and Supreme Courts

Up 16.3%

From prior year

↑+372

From prior quarter

↑+5,173

From prior year

36,968

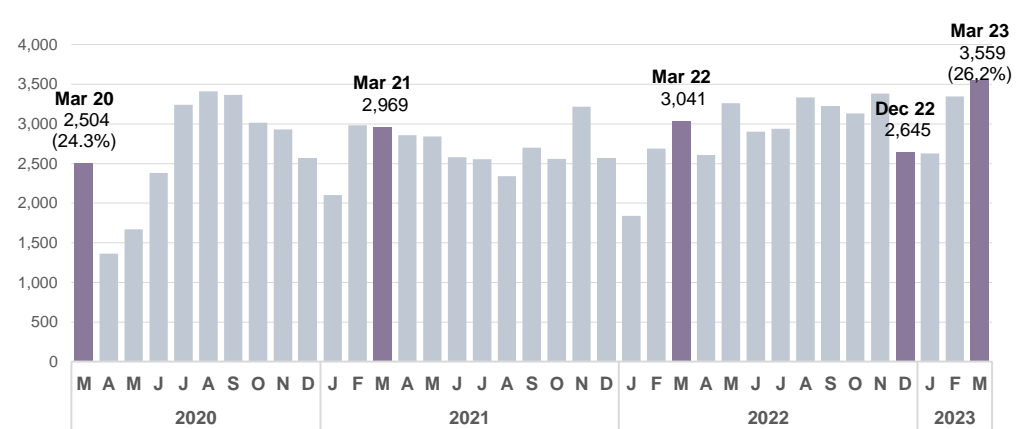
Current year

31,795

Last year

26.2%

Current %



1.2 Aboriginal men in prison*

Sentenced and remand custody

Up 3.7%

From Mar 2021

↑+121

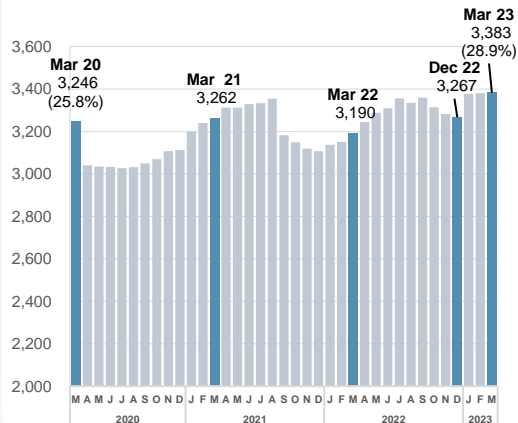
From same month 2021

3,383

Current year

3,262

Same month 2020



1.3 Aboriginal women in prison*

Sentenced and remand custody

Up 12.4%

From Mar 2021

↑+36

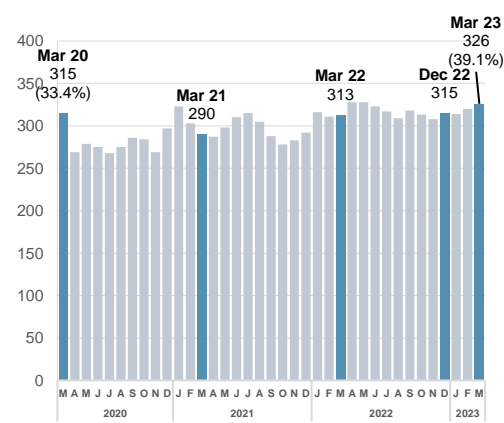
From same month 2021

326

Current year

290

Same month 2021



2.2 Aboriginal men in court

Local, District and Supreme Courts

Up 15.5%

From prior year

↑+3,672

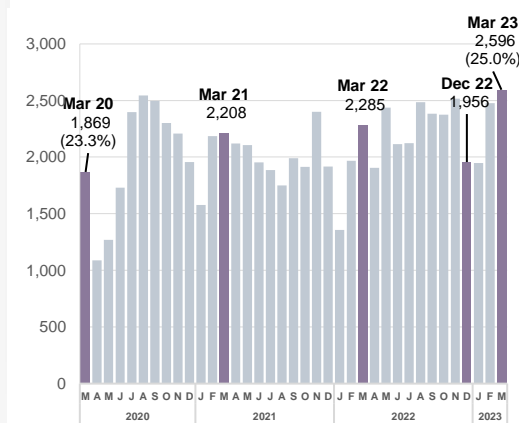
From prior year

27,316

Current year

23,664

Last year



2.3 Aboriginal women in court

Local, District and Supreme Courts

Up 18.4%

From prior year

↑+1,501

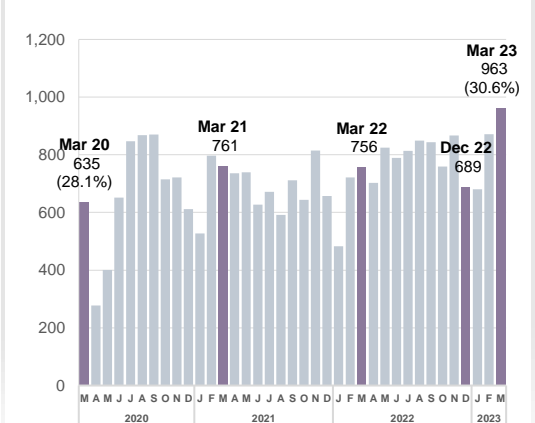
From prior year

9,652

Current year

8,151

Last year



Note: data from March 2020 onwards have been impacted by COVID and may not represent a change in long term trend

*Custody population figures are counted as at midnight on the last day of the month (stock figures).

Aboriginal people comprise 2.7% of the adult NSW population (2021 ABS Census)

3. Police

3.1 Police court proceedings*

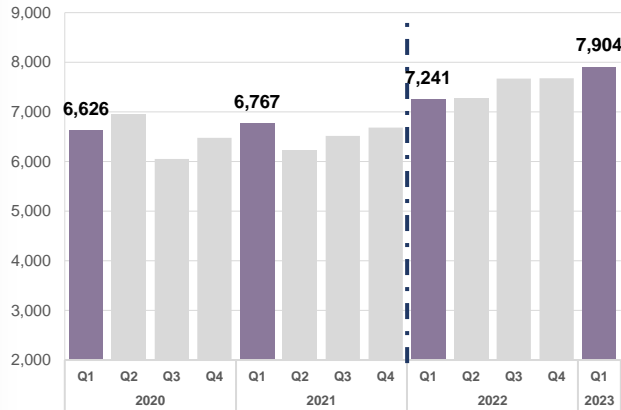
*excludes Aboriginal adults proceeded to court for breaching bail

Up 14.4%
From prior year

↑ +3,832
From prior year

30,509
Current year

26,677
Last year



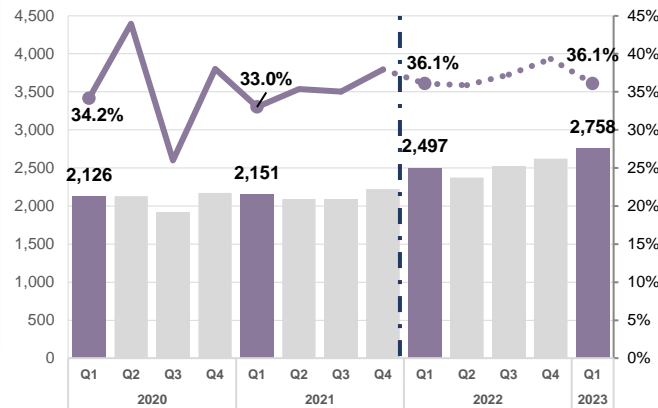
4.1 Refused bail by police

Up 15.4%
From prior year

↑ +1,369
From prior year

10,272
Current year

8,903
Last year



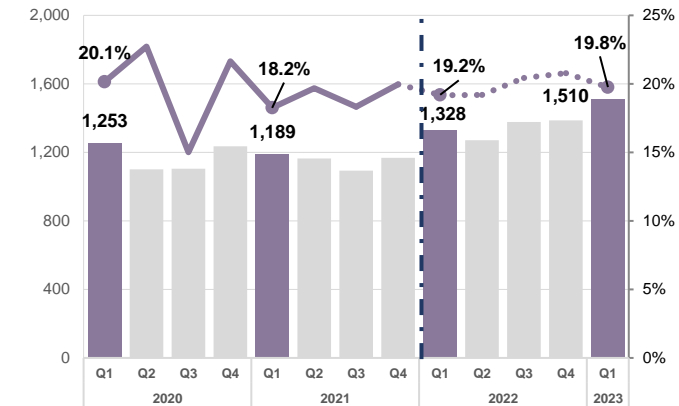
4.2 Refused bail by court

Up 16.7%
From prior year

↑ +792
From prior year

5,546
Current year

4,754
Last year



4. Bail

4.3 Bail revoked due to breach

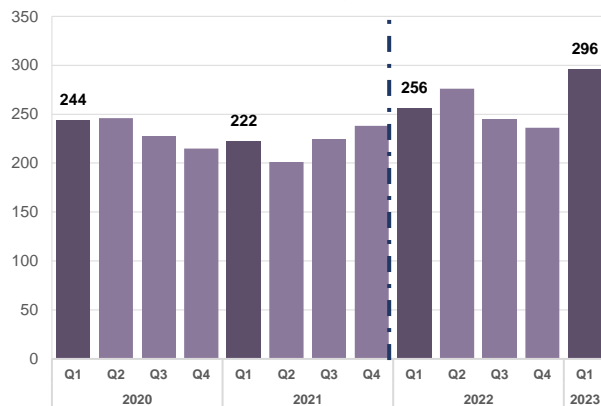
*breach of bail established in court

Up 14.6%
From prior year

↑ +134
From prior year

1,053
Current year

919
Last year



4.4 Reason for bail revocation – bail breach involving further offence*

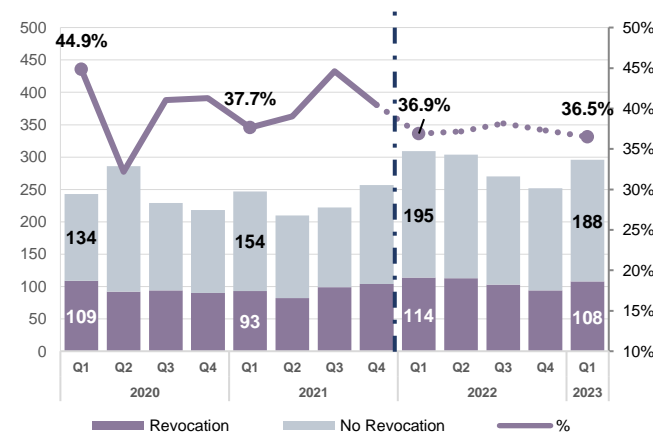
*breach of bail established in court

Up 4.8%
From prior year

↑ +19
From prior year

418
Current year

399
Last year



4.5 Reason for bail revocation – technical bail breach

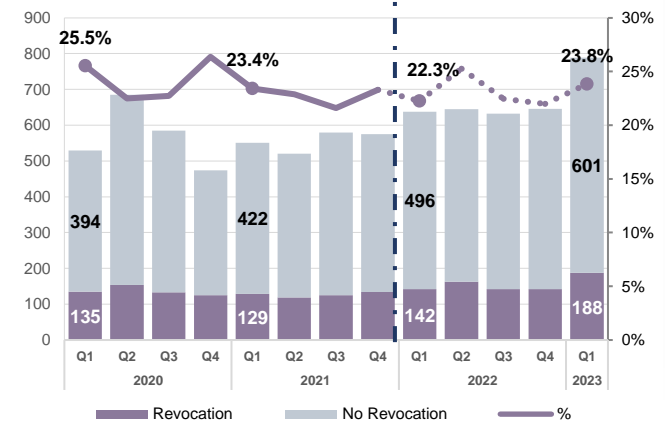
*breach of bail established in court

Up 22.1%
From prior year

↑ +115
From prior year

635
Current year

520
Last year



5. Criminal Courts

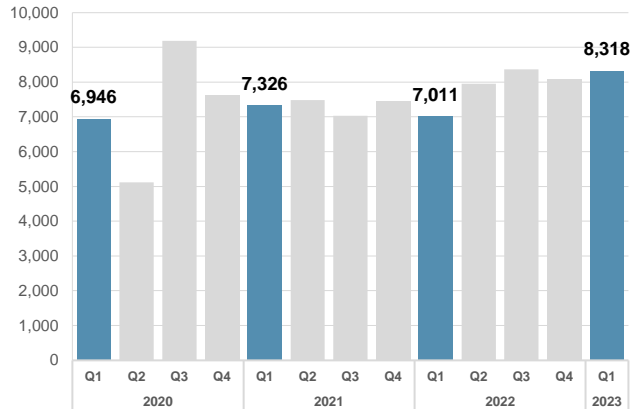
5.1 Found guilty in court

Up 12.8%
From prior year

↑+3,706
From prior year

32,706
Current year

29,000
Last year



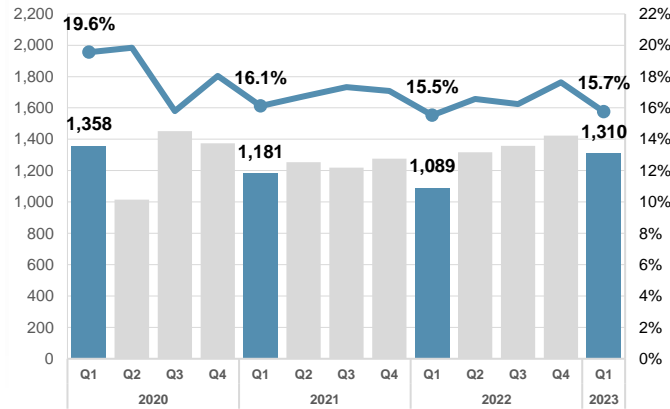
5.2 Sentenced to prison

Up 11.8%
From prior year

↑+573
From prior year

5,410
Current year

4,837
Last year



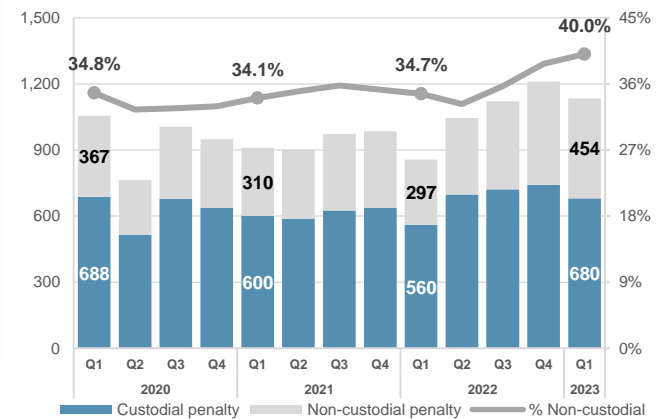
5.3 Sentenced to custody from remand

Up 17.9%
From prior year

↑+431
From prior year

2,841
Current year

2,410
Last year



6. Custody

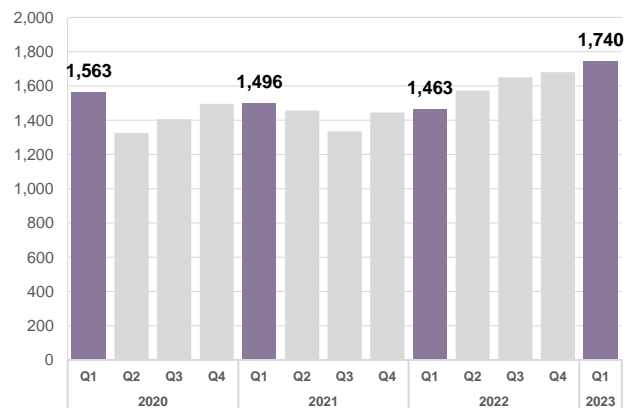
6.1 Entering custody

Up 16.1%
From Mar 2021

↑+922
From same qtr 2021

6,645
Current year

5,723
Same qtr 2021



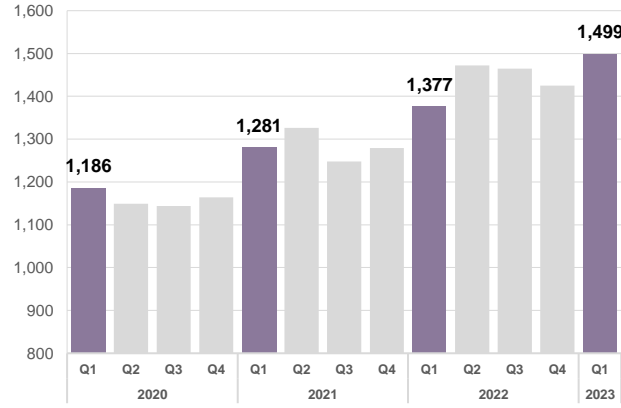
6.2 Remand custody population*

Up 17.0%
From Mar 2021

↑+218
From same qtr 2021

1,499
Current quarter

1,281
Same qtr 2021



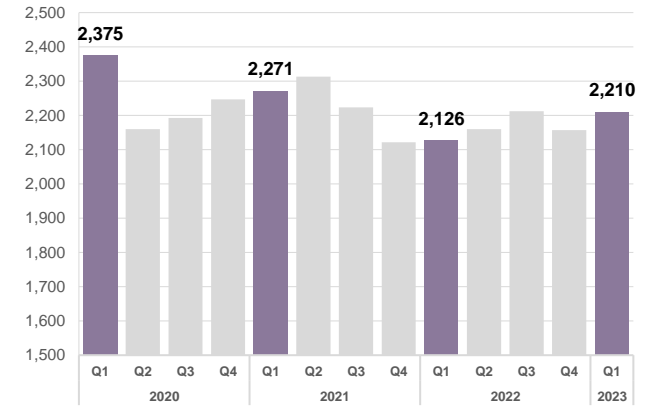
6.3 Sentenced custody population*

Down 2.7%
From Mar 2021

↓-61
From same qtr 2021

2,210
Current quarter

2,271
Same qtr 2021



Note: data from March 2020 onwards have been impacted by COVID and may not represent a change in long term trend

*Custody population figures are counted as at midnight on the last day of the month (stock figures).

Aboriginal people comprise 2.7% of the adult NSW population (2021 ABS Census)

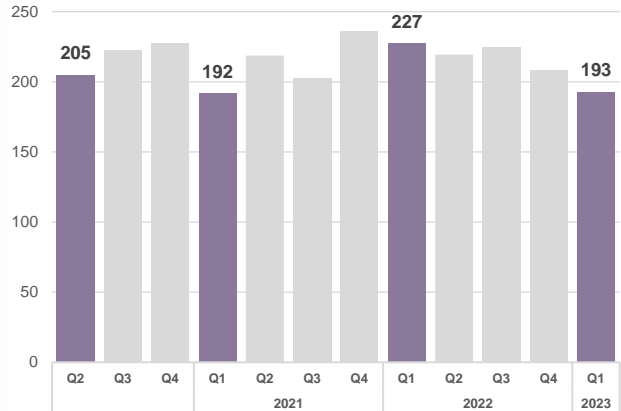
March 2023 – Aboriginal adults

6. Custody

6.4 Length of stay in custody

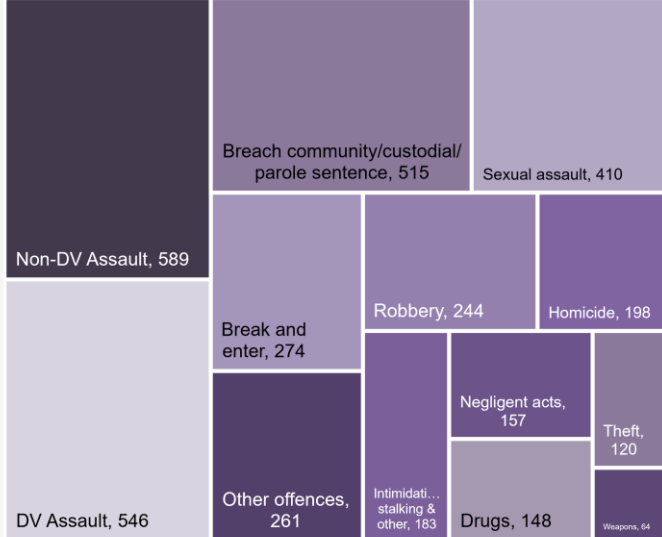
Average number of days for persons discharged by discharge date

Down 4.5% **↓ -10 days** **211 days** **221 days**
 From prior year From prior year Current 12-month average 12-month average last year



6.5 Prisoner's most serious offence

The most serious offence for which a person is imprisoned

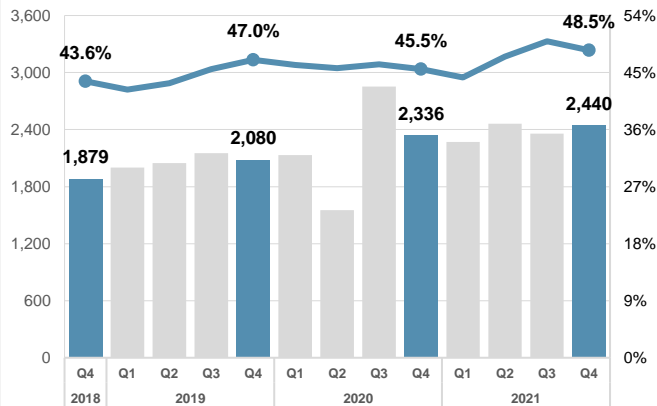


7. Reoffending

7.1 Reoffending among Aboriginal adults guilty in court – new proven offence

Quarterly cohort reoffending rate - Any new proven offence committed within 12 months

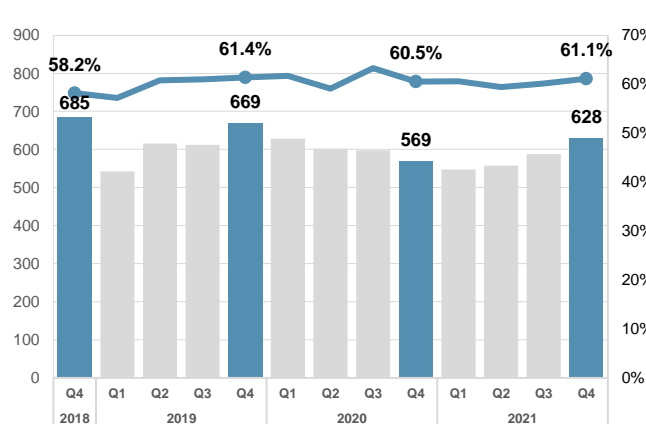
Up 104 **48.5%** **2,440** **2,336**
 Change year to year Current rate Current year Last year



7.2 Reoffending among Aboriginal adults exiting custody – new proven offence

Quarterly cohort reoffending rate - Any new proven offence committed within 12 months

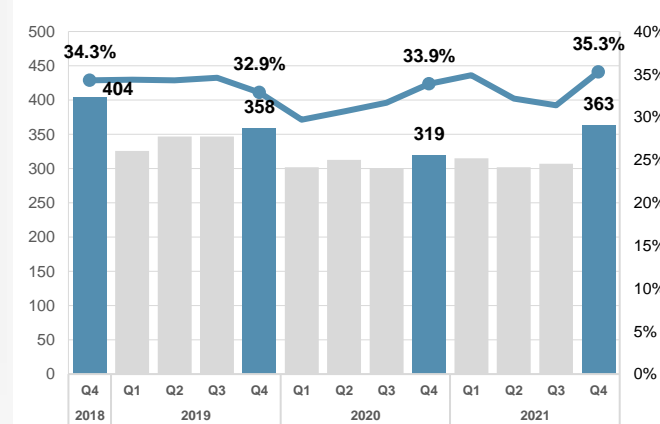
Up 59 **61.1%** **628** **569**
 Change year to year Current rate Current year Last year



7.3 Reoffending among Aboriginal adults exiting custody – return to custody

Quarterly cohort reoffending rate - Return to custody for a further offence committed within 12 months

Up 44 **35.3%** **363** **319**
 Change year to year Current rate Current year Last year



Note: data from March 2020 onwards have been impacted by COVID and may not represent a change in long term trend
 ^Q2 2020 cohort - the number of criminal matters finalised in NSW Courts was lower than average due to the disruption to court operations in due to COVID-19. In Q3 2020 the number of criminal matters finalised was higher due to a surge in court activity to address this disruption..

Aboriginal people comprise 2.7% of the adult NSW population (2021 ABS Census)

Measure	Definition
1.1, 1.2, 1.3 Aboriginal adults in prison	Number of Aboriginal adults held in custody, whether remanded or sentenced. Custody population figures are counted as at midnight on the last day of the month.
2.1, 2.2, 2.3 Aboriginal adults in court	Number of Aboriginal adults appearing in finalised criminal court appearances. A finalised appearance is one which has been fully determined by the court and for which no further court proceedings are required. Counts appearances finalised in the Local, District and Supreme Courts.
3.1 Police court proceedings	Number of Aboriginal adults proceeded against to court by NSW Police. This measure excludes Aboriginal adults proceeded against for a breach of bail. Due to improvement in police recording of Aboriginality since Jan 2022, the number of persons with a recorded Aboriginal status has increased.
4.1 Refused bail by police	Number and proportion of Aboriginal adults refused bail by the police.
4.2 Refused bail by court	Number and proportion of Aboriginal adults refused bail at their first court bail appearance.
4.3, 4.4, 4.5 Bail breaches	Number of Aboriginal adults whose bail was revoked due to a bail breach. 4.4 and 4.5 are a subset of 4.3 and show the reason for the bail breach, 4.4 where the offender committed a new offence, 4.5 a technical bail breach, such as reporting to police, curfew and residence.
5.1 Found guilty in court	Number of Aboriginal adults found guilty in finalised criminal court appearances.
5.2 Sentenced to prison	Number and proportion of Aboriginal adults sentenced to custody.
5.3 Sentenced to custody from remand	Number and proportion of Aboriginal adults refused bail at court finalisation by whether they received a custodial or non-custodial penalty.
6.1 Entering custody	Number of Aboriginal adults received into custody. Excludes those held in police/court cell complexes.
6.2, 6.3 Remand and sentenced prisoners	Remand – Aboriginal adults refused bail (and small numbers granted bail but unable to meet conditions) are remanded in custody pending future court action. Sentenced - the courts have imposed custodial sentence for a proven offence.
6.4 Length of stay in custody	The average number of days spent in custody for Aboriginal young people discharged from custody.
6.5 Prisoner's most serious offence	The most serious offence type for which each young person is in custody (remand and sentenced custody). Data is shown for the most recent month.
7.1 Reoffending among Aboriginal adults guilty in court	Reoffending is defined as a further offence committed within 12 months of a proven court appearance and finalised by court appearance within 15 months (excludes those who received a custodial penalty). The quarterly reoffending rate is the proportion of Aboriginal adult offenders with a proven court appearance in a given three-month period that went on to commit a further proven offence within 12 months of the court appearance.
7.2 Reoffending among Aboriginal adults exiting custody – new proven offence	Reoffending is defined as a further offence committed within 12 months of release from sentenced custody and finalised by court appearance within 15 months. The quarterly reoffending rate is the proportion of Aboriginal adult offenders released from sentenced custody in a given three-month period that went on to commit a further proven offence within 12 months of release.
7.3 Reoffending among Aboriginal adults exiting custody – return to custody	Reoffending is defined as a further offence committed within 12 months of release from sentenced custody and finalised by court appearance within 15 months where the offender received a subsequent custodial penalty. The quarterly reoffending rate is the proportion of Aboriginal adult offenders released from sentenced custody in a given three-month period that went on to commit a further proven offence within 12 months of release and received a subsequent custodial penalty (only counts those who committed a new proven offence not parole revocations or bail refusal). 7.3 is a subset of 7.2 and shows those who were returned to custody.

NSW Criminal Justice Aboriginal over-representation

QUARTERLY REPORT

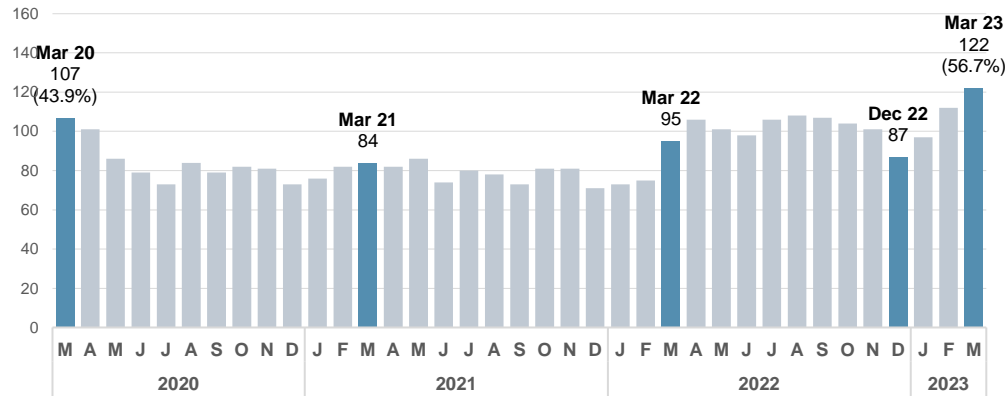
March 2023 – Aboriginal young people



1.1 Key indicator: Aboriginal young people in detention*

Sentenced and remand custody

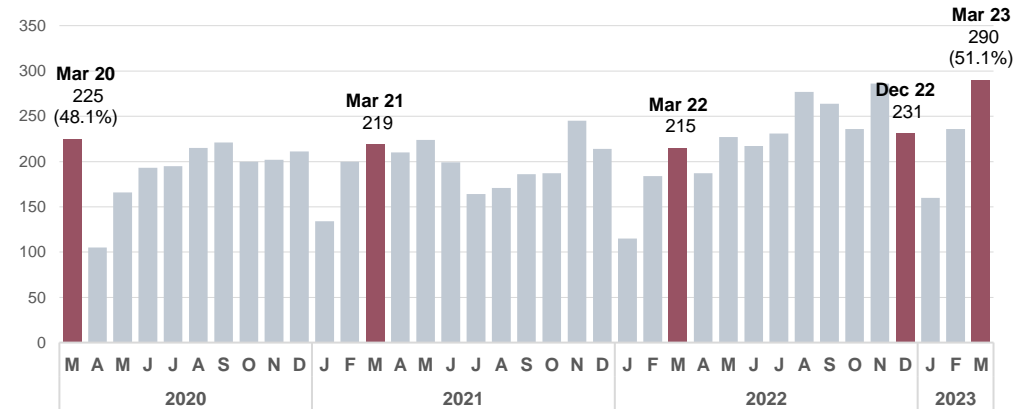
Up 45.2% From March 2021	↑ +35 From prior quarter	↑ +38 From same month 2021	122 Current quarter	84 Same month 2021	56.7% Current %
------------------------------------	------------------------------------	--------------------------------------	-------------------------------	------------------------------	---------------------------



2.1 Key indicator: Aboriginal young people in court

Children's, Local, District and Supreme Courts

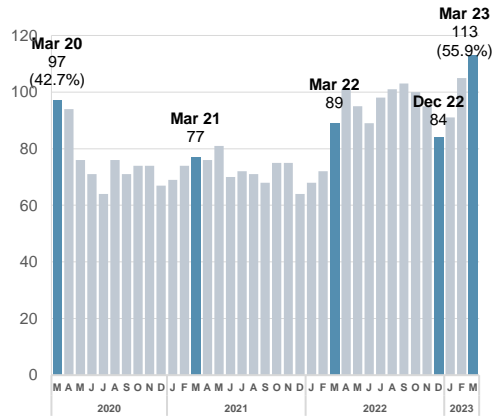
Up 22.8% From prior year	↓ -67 From prior quarter	↑ +528 From prior year	2,842 Current year	2,314 Last year	51.1% Current %
------------------------------------	------------------------------------	----------------------------------	------------------------------	---------------------------	---------------------------



1.2 Aboriginal young males in detention*

Sentenced and remand custody

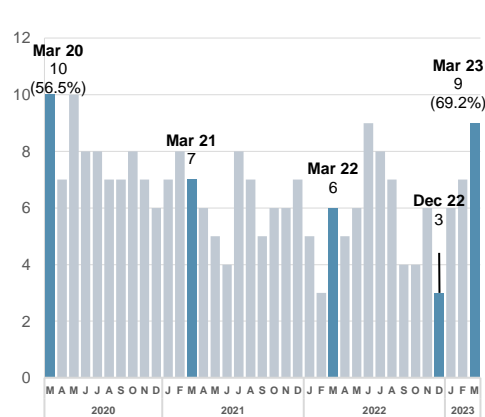
Up 46.8% From Mar 21	↑ +36 From same month 2021	113 Current quarter	77 Same month 2021
--------------------------------	--------------------------------------	-------------------------------	------------------------------



1.3 Aboriginal young females in detention*

Sentenced and remand custody

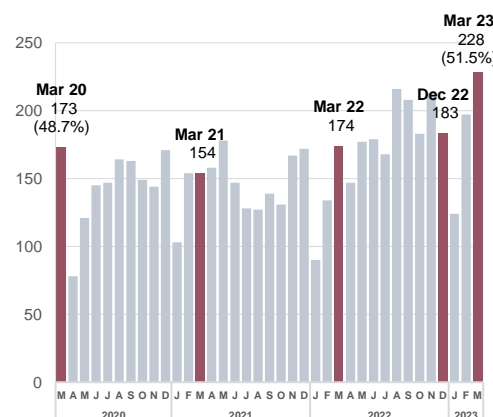
Stable From Mar 21	↑ +2 From same month 2021	9 Current quarter	7 Same month 2021
------------------------------	-------------------------------------	-----------------------------	-----------------------------



2.2 Aboriginal young males in court

Children's, Local, District and Supreme Courts

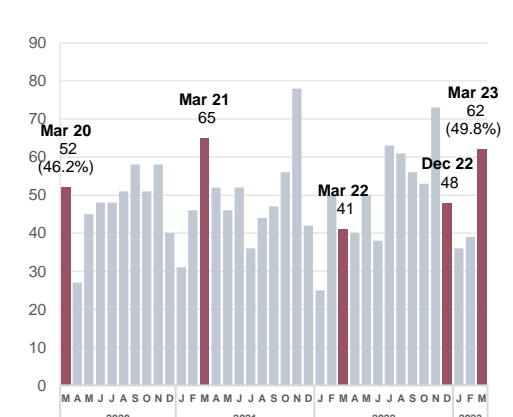
Up 27.4% From prior year	↑ +478 From prior year	2,223 Current year	1,745 Last year
------------------------------------	----------------------------------	------------------------------	---------------------------



2.3 Aboriginal young females in court

Children's, Local, District and Supreme Courts

Up 8.8% From prior year	↑ +50 From prior year	619 Current year	569 Last year
-----------------------------------	---------------------------------	----------------------------	-------------------------



Note: data from March 2020 onwards have been impacted by COVID and may not represent a change in long term trend

*Custody population figures are counted as at midnight on the last day of the month (stock figures).

Aboriginal young people comprise 6.2% of the NSW population aged 10 to 17 years (2021 ABS Census)

NSW Criminal Justice Aboriginal over-representation

QUARTERLY REPORT

March 2023 – Aboriginal young people



3. Police

3.1 Police court proceedings*

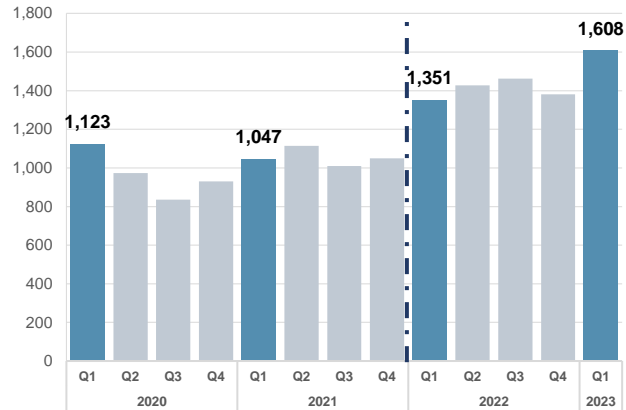
*excludes Aboriginal young people proceeded to court for breaching bail

Up 30.0%
From prior year

↑ +1,356
From prior year

5,880
Current year

4,524
Last year



3.2 Diversion from court*

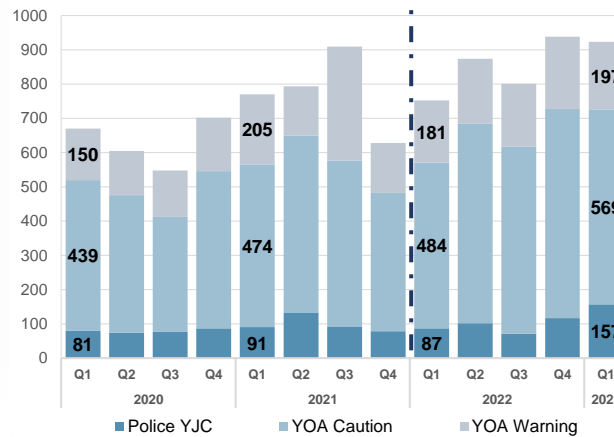
*Police Youth Justice Conference referrals, cautions/warnings under the Young Offenders Act.

Up 14.7%
From prior year

↑ +454
From prior year

3,536
Current year

3,082
Last year



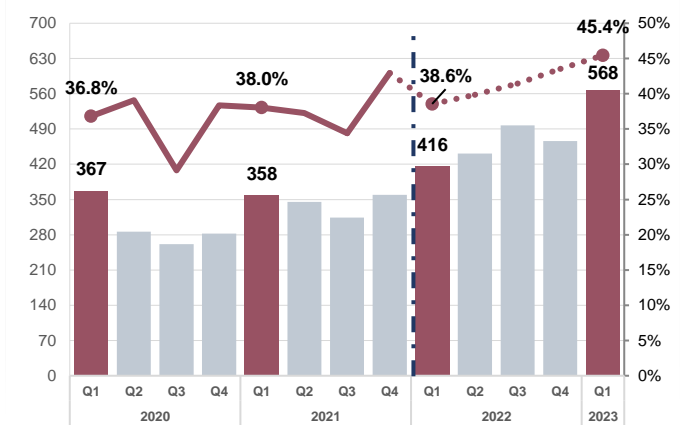
4.1 Refused bail by police

Up 37.5%
From prior year

↑ +538
From prior year

1,972
Current year

1,434
Last year



4. Bail

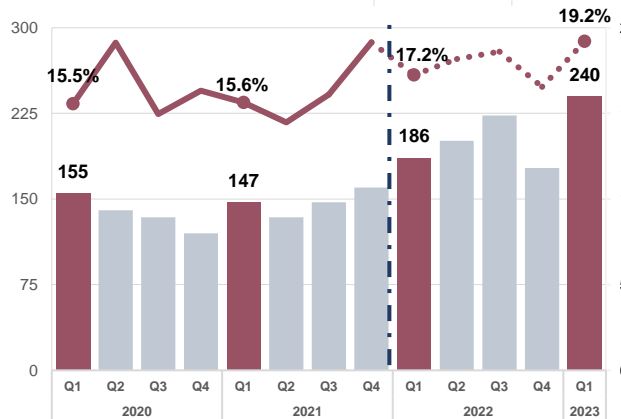
4.2 Refused bail by court

Up 34.1%
From prior year

↑ +214
From prior year

841
Current year

627
Last year



4.3 Bail revocations following bail breach involving further offence*

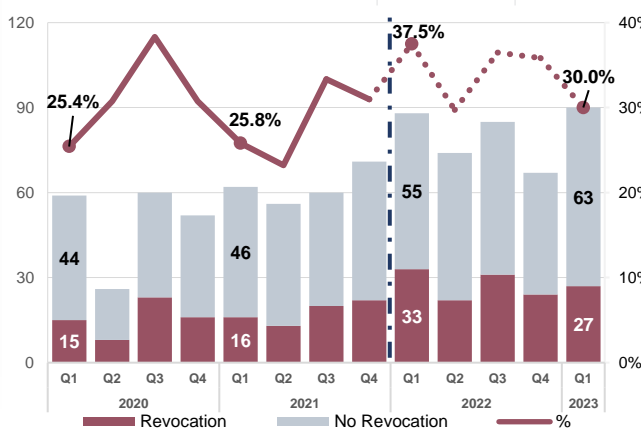
*breach of bail established in court

Up 18.2%
From prior year

↑ +16
From prior year

104
Current year

88
Last year



4.4 Bail revocations from technical bail breach

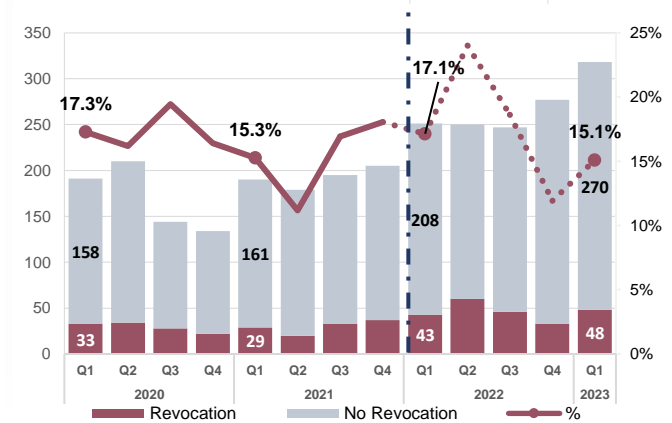
*breach of bail established in court

Up 40.6%
From prior year

↑ +54
From prior year

187
Current year

133
Last year



Note: data from March 2020 onwards have been impacted by COVID and may not represent a change in long term trend. In Jan 2022 it became mandatory for NSW Police to ask all offenders if they identify as Aboriginal.

Aboriginal young people comprise 6.2% of the NSW population aged 10 to 17 years (2021 ABS Census)

5. Criminal Courts

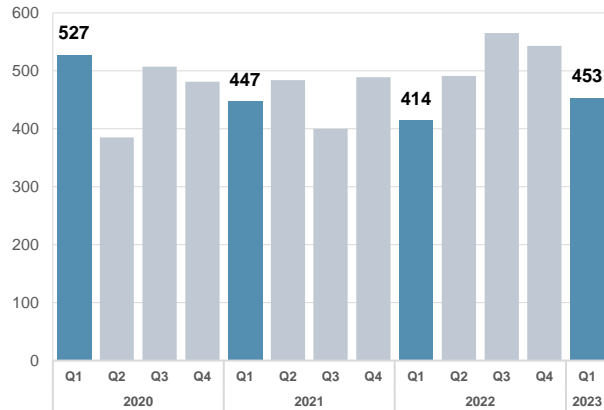
5.1 Found guilty in court

Up 14.8%
From prior year

↑ +265
From prior year

2,052
Current year

1,787
Last year



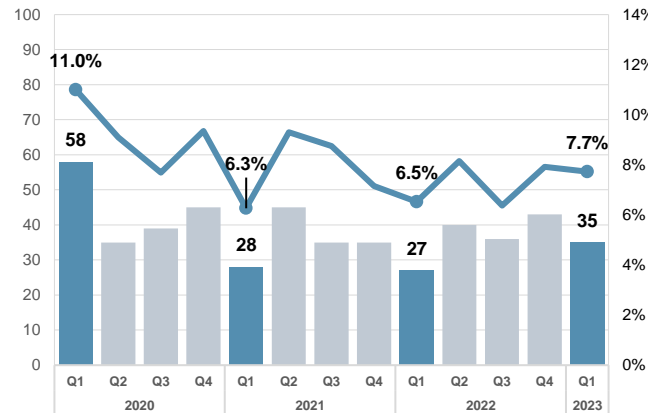
5.2 Sentenced to custody

Up 8.5%
From prior year

↑ +12
From prior year

154
Current year

142
Last year



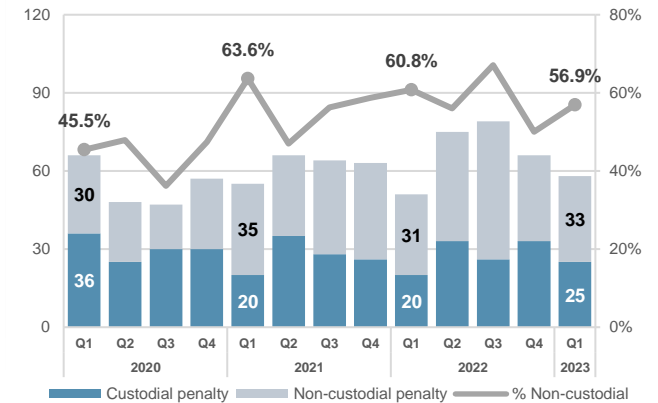
5.3 Sentenced to custody from remand

Stable
From prior year

↑ +8
From prior year

117
Current year

109
Last year



6. Custody

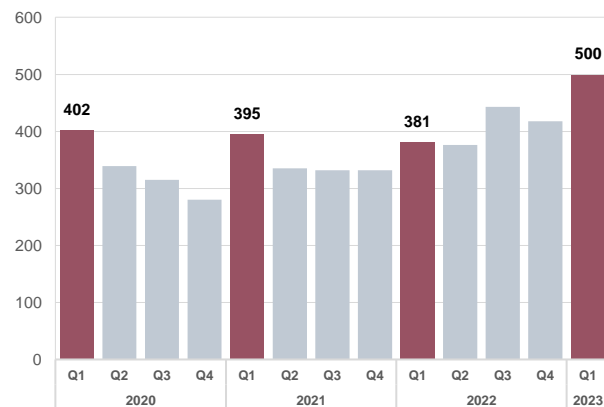
6.1 Entering custody

Up 30.7%
From Mar 2021

↑ +408
From same qtr 2021

1,737
Current year

1,329
Same qtr 2021



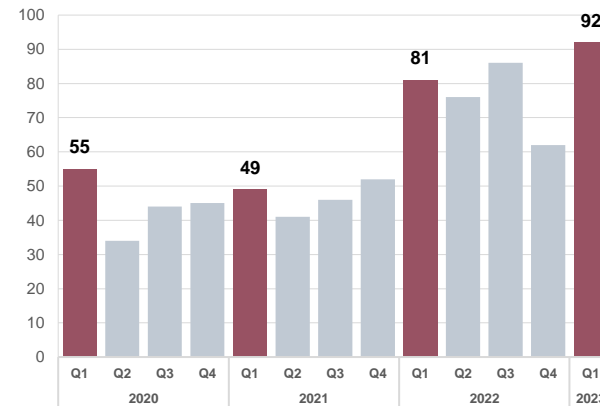
6.2 Remand custody population*

Up 87.8%
From Dec 2021

↑ +43
From same qtr 2021

92
Current quarter

49
Same qtr 2021



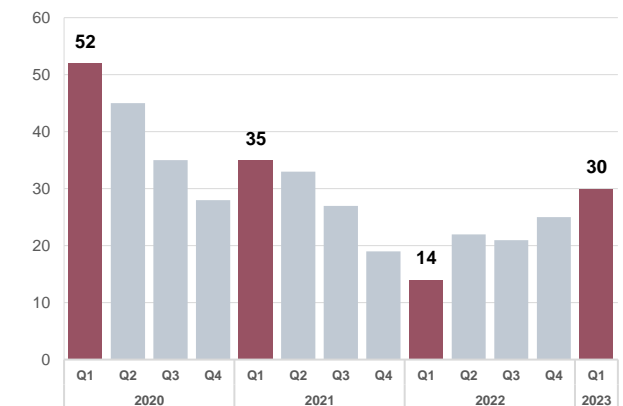
6.3 Sentenced custody population*

Down 14.3%
From Dec 2021

↓ -5
From same qtr 2021

30
Current quarter

35
Same qtr 2021



Note: data from March 2020 onwards have been impacted by COVID and may not represent a change in long term trend

*Custody population figures are counted as at midnight on the last day of the month (stock figures).

Aboriginal young people comprise 6.2% of the NSW population aged 10 to 17 years (2021 ABS Census)

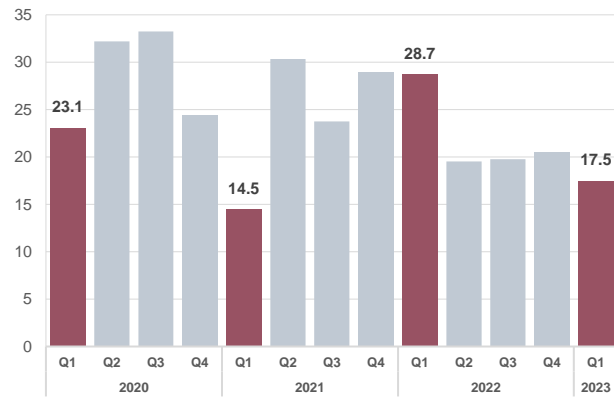
6. Custody

6.4 Length of stay in custody*

*Average number of days for persons discharged by discharge date

Down 32.2% **↓-9.2 days**
From prior year From prior year

19.3 days **28.5 days**
Current 12-month average 12-month average last year

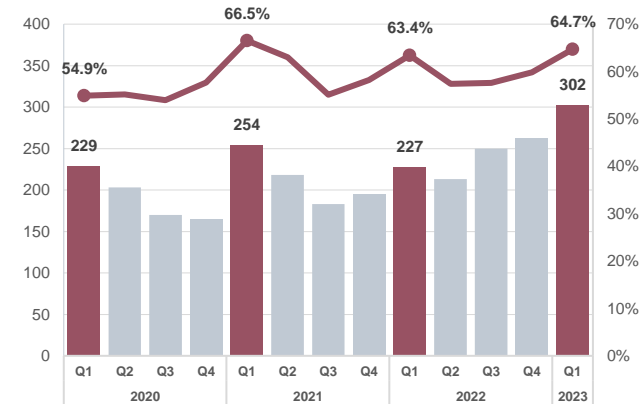


6.5 Short-term remand*

*Number of persons that spent less than 2 days spent in custody by discharge date

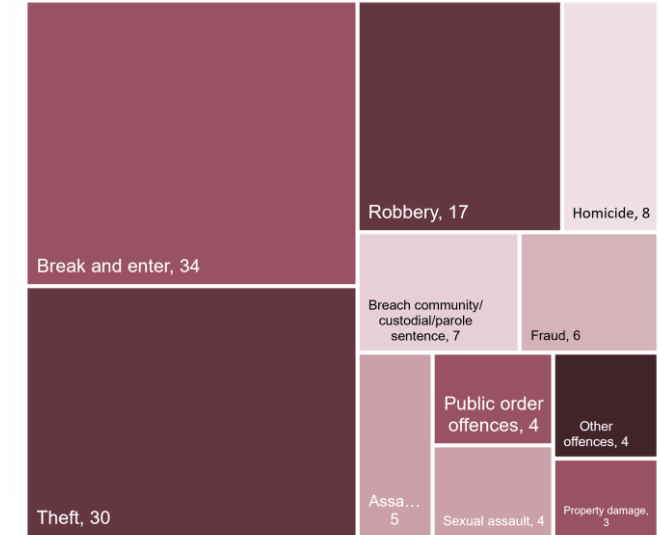
Up 24.8% **↑+204**
From prior year From prior year

1,027 **823**
Current year Last year



6.6 Detainee's most serious offence

The most serious offence for which a person is detained

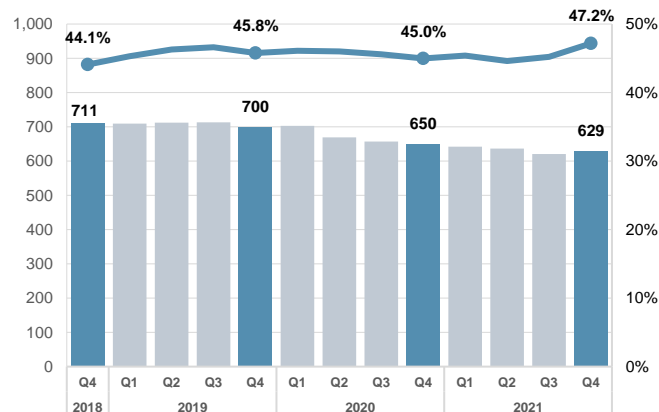


7. Reoffending

7.1 Reoffending among Aboriginal young people guilty in court or dealt with by YJC

Annual cohort reoffending rate - Any new proven offence committed within 12 months

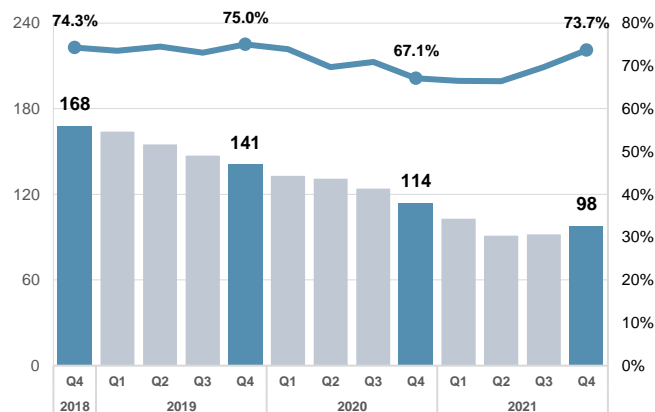
Down 21 **47.2%** **629** **650**
Change year to year Current rate Current year Last year



7.2 Reoffending among Aboriginal young people exiting custody – new proven offence

Annual cohort reoffending rate - Any new proven offence committed within 12 months

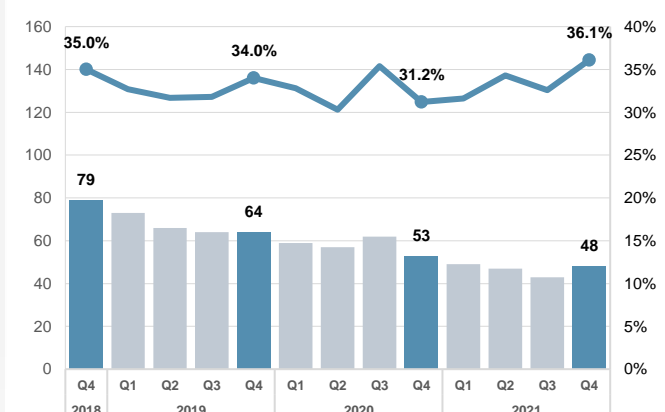
Down 16 **73.7%** **98** **114**
Change year to year Current rate Current year Last year



7.3 Reoffending among Aboriginal young people exiting custody – return to custody

Annual cohort reoffending rate - Return to custody for a new offence committed within 12 months

Down 5 **36.1%** **48** **53**
Change year to year Current rate Current year Last year



Measure	Definition
1.1, 1.2, 1.3 Aboriginal young people in detention	Number of Aboriginal young people held in juvenile detention, whether remanded or sentenced. Custody population figures are counted as at midnight on the last day of the month.
2.1, 2.2, 2.3 Aboriginal young people in court	Number of Aboriginal young people appearing in finalised criminal court appearances. A finalised appearance is one which has been fully determined by the court and for which no further court proceedings are required. Counts appearances finalised in the Children's, Local, District and Supreme Courts.
3.1 Police court proceedings	Number of Aboriginal young people proceeded against to court by NSW Police. This measure excludes Aboriginal young people proceeded against for a breach of bail. Due to improvement in police recording of Aboriginality since Jan 2022, the number of persons with a recorded Aboriginal status has increased
3.1 Diversions from court	Number of Aboriginal young people proceeded against by NSW Police via a Youth Justice Conference referral or a caution or warning under the Young Offenders Act. Fare evasion offences have been excluded from these proceedings as they are regarded as a diversion from an infringement notice, and not directly a diversion from court. Due to improvement in police recording of Aboriginality since Jan 2022, the number of persons with a recorded Aboriginal status has increased
4.1 Refused bail by police	Number and proportion of Aboriginal young people refused bail by the police.
4.2 Refused bail by court	Number and proportion of Aboriginal young people refused bail at their first court bail appearance.
4.3, 4.4 Bail breaches	Number of Aboriginal young people whose bail was revoked due to a bail breach. 4.4 shows breaches where the offender committed a new offence, 4.5 shows a technical bail breach, such as reporting to police, curfew and residence.
5.1 Found guilty in court	Number of Aboriginal young people found guilty in finalised criminal court appearances.
5.2 Sentenced to prison	Number and proportion of Aboriginal young people sentenced to juvenile detention.
5.3 Sentenced to custody from remand	Number and proportion of Aboriginal young people refused bail at court finalisation by whether they received a custodial penalty or not.
6.1 Entering custody	Number of Aboriginal young people received into custody. Excludes those held in police/court cell complexes.
6.2, 6.3 Remand and sentenced population	Remand – Aboriginal young people refused bail (and small numbers granted bail but unable to meet conditions) are remanded in custody pending future court action. Sentenced - the courts have imposed custodial sentence for a proven offence.
6.4 Length of stay in custody	The average number of days spent in custody for Aboriginal young people discharged from custody.
6.5 Short-term remand	The number and proportion of Aboriginal young people discharged from custody that spent less than 2 days in custody
6.6 Detainee's most serious offence	The most serious offence type for which each person is in custody (remand and sentenced custody). Data is shown for the most recent month.
7.1 Reoffending among Aboriginal young people guilty in court or dealt with by YJC	Reoffending is defined as a further offence committed within 12 months of a Youth Justice Conference or proven court appearance and finalised by court appearance or Youth Justice Conference within 15 months (excludes those who received a custodial penalty). Data is presented for a 12-month period (annual cohort) ending with the relevant quarter.
7.2 Reoffending among Aboriginal young people exiting custody – new proven offence	Reoffending is defined as a further offence committed within 12 months of release from sentenced custody and finalised by court appearance or Youth Justice Conference within 15 months. Data is presented for a 12-month period (annual cohort) ending with the relevant quarter.
7.3 Reoffending among Aboriginal young people exiting custody – return to custody	Reoffending is defined as a further offence committed within 12 months of release from sentenced custody and finalised by court appearance within 15 months where the offender received a subsequent custodial penalty. Data is presented for a 12-month period (annual cohort) ending with the relevant quarter. This measure counts only those offenders who committed a new proven offence not parole revocations or bail refusal. 7.3 is a subset of 7.2 and shows those who were returned to custody.