

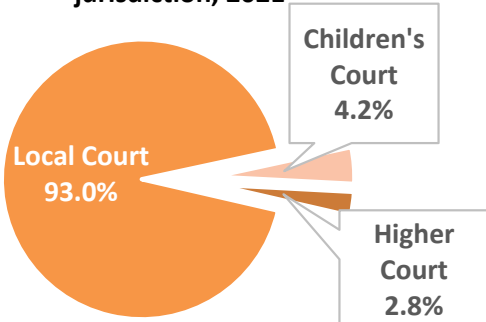
Progression through the NSW criminal court system 2017 to 2021



COURT FINALISATIONS BY JURISDICTION

- **93%** of all criminal court finalisations are in the Local Court

Criminal court finalisations by jurisdiction, 2021

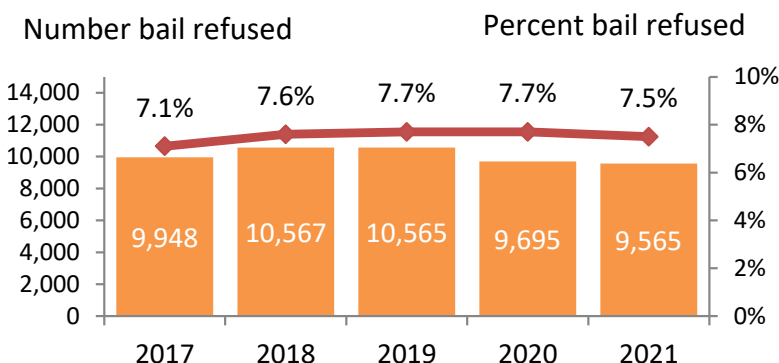


Change in volume of finalisations within each jurisdiction, from 2020 to 2021:

- Local court: ▲ **3.1%** (from 117,023 to 120,695)
- Higher court: ▼ **6.6%** (from 3,836 to 3,581)
- Children's court: ▼ **3.3%** (from 5,646 to 5,462)

BAIL REFUSAL

Bail status at finalisation



The **proportion** of defendants bail refused at time of court finalisation as remained reasonably stable:

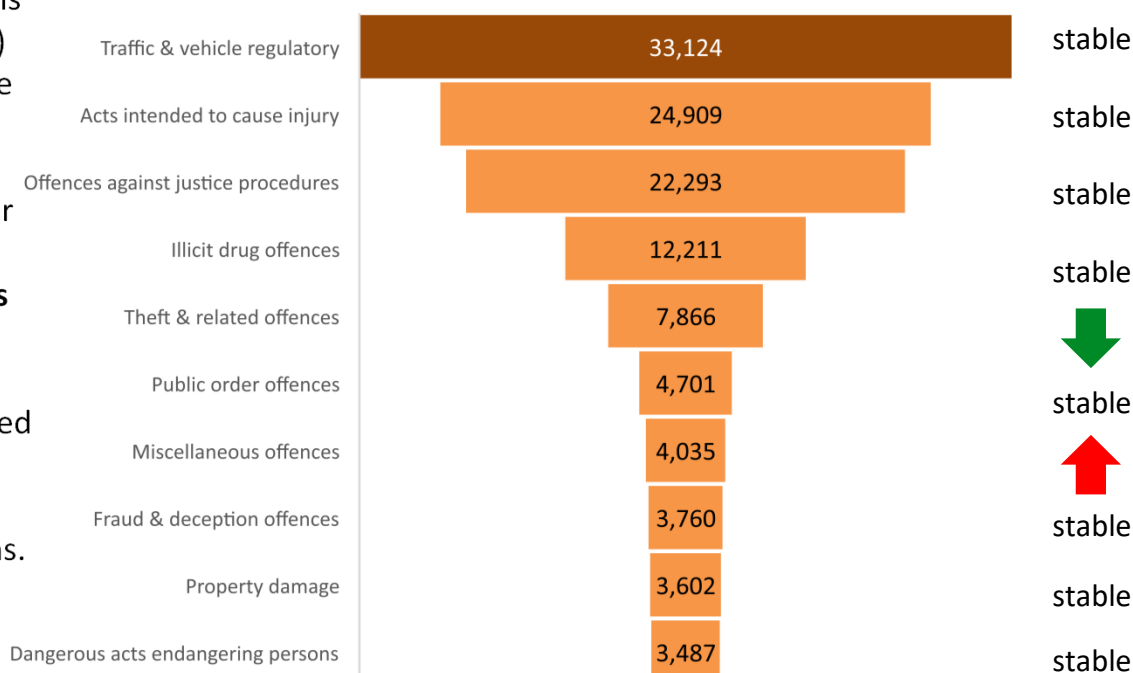
- past 2 years – **down** slightly by 0.2 percentage points.
- past 5 years – **up** slightly by 0.4 percentage points.

The **number** of bail refused at time of court finalisation was the lowest in the past 5 years:

- past 2 years - down by 130 persons
- past 5 years – down by 383 persons.

COURT FINALISATIONS BY MOST SERIOUS OFFENCE

Criminal Court finalisations by top 10 offence types and 24 month trend, 2021



Of the **129,738** finalisations in 2021, **25.5%** (or 33,124) were for Traffic and vehicle regulatory offences.

In the 2 years to December 2021:

- **Miscellaneous offences** increased by **106%** or 2,095 finalisations. This was due to COVID related public health breaches.
- **Theft offences** fell by 7.1% or 603 finalisations.



Progression through the NSW criminal court system 2017 to 2021

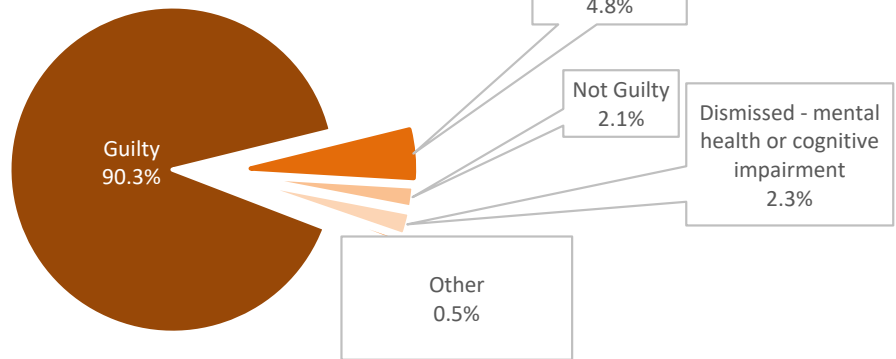


Of the **129,738** persons with a finalised court appearance in the past 12 months:

- **90.3%** were found guilty.
- **4.8%** were withdrawn by prosecution.

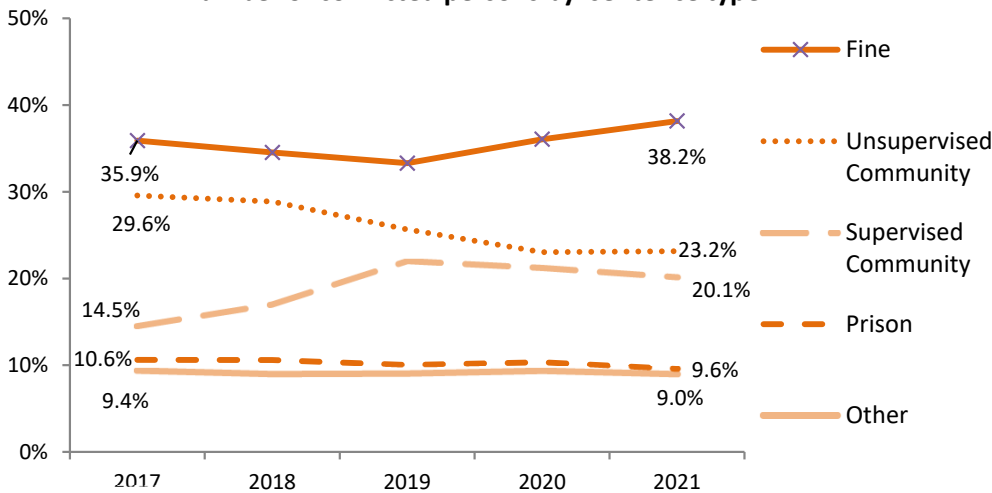
OUTCOME AT FINALISATION

NSW Criminal Court outcomes, 2021



SENTENCING OUTCOME

Number of convicted persons by sentence type



The most common principal penalty types imposed by the NSW Criminal Courts 2021 was a:

- **fine 38.2%** (44,709 persons).

The **proportion** of convicted offenders who received a supervised community sentence **increased** over 5 years from 14.5% to **20.1%**; while the proportion who received an unsupervised community sentence **fell** from 29.6% to **23.2%**.



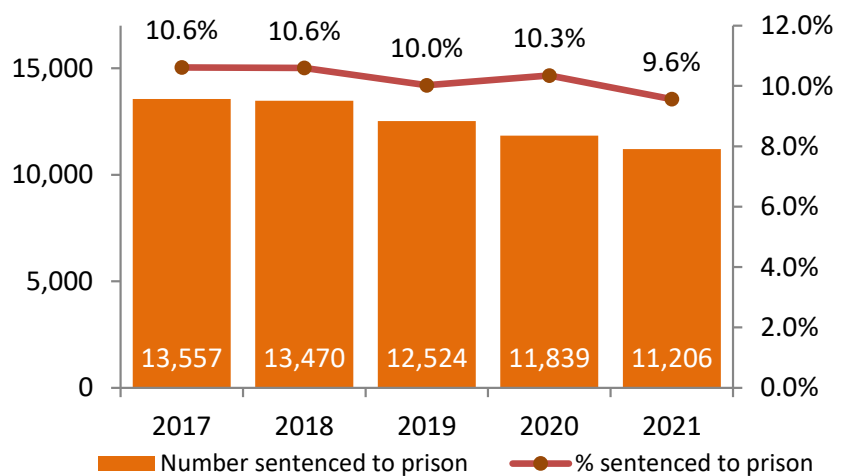
NUMBER AND PROPORTION SENTENCED TO PRISON

In 2021, **9.6%** of convicted offenders received a prison sentence.

In the past 5 years, the **proportion** of convicted offenders receiving a custodial sentence has fallen from 10.6% in 2017 to 9.6% in 2021.

The number of persons receiving a prison sentenced has **fallen** by **2,351** persons over the past 5 years.

Number and % sentenced to prison



COVID IMPACT

COVID impact: changes made to court operations to protect the safety of court users led to a general decline in the number of criminal court finalisations in 2020, and again in 2021 following the outbreak of the Delta variant. This should be considered when interpreting data for the last 24 months as this period may not represent the long term trends of the NSW Criminal Courts.