



Evaluation of the Local Court Process Reforms (LCPR)

Neil Donnelly and Isabel Taussig

Aim: To assess whether the Local Court Process Reforms (LCPR) are associated with: (i) shorter police time preparing Briefs of Evidence; (ii) longer hearing times for defended cases, (iii) more court adjournments and; (iv) longer court delay/finalisation times.

Method: A quasi-experiment where Manly Local Court returned to the non-LCPR arrangements in relation to Briefs of Evidence (BOE). These offenders were compared with a baseline group of offenders from Manly Local Court under the LCPR arrangements. Mt Druitt Local Court was used as the control group whereby they remained under the LCPR system.

Results: Changing to the non-LCPR system in Manly Court did not result in an increase in the percentage of Table 1 (T1) offenders who had briefs prepared. Table 2 (T2) and non-specified summary offenders had a lower mean number of police statements in their briefs during the LCPR period compared with the non-LCPR period. There was no change in the mean hearing time for defended cases in Manly Court during the non-LCPR period, nor in the mean number of adjournments. In Manly Local Court the average finalisation time for all offenders was shorter during the LCPR period compared with the non-LCPR period. In the control Mt Druitt Local Court, there was no change in finalisation times for the baseline and intervention LCPR groups of offenders.

Conclusion: The LCPR arrangements resulted in shorter briefs for T2 and non-specified summary offenders with fewer police statements. However, the non-LCPR requirement of briefs for all T1 offenders in Manly Local Court did not occur. Rather than resulting in longer finalisation times, the LCPR system had shorter finalisation times in Manly Local Court. The LCPR system did not have more local court adjournments compared with the non-LCPR system, nor longer defended hearings.

Keywords: Briefs of Evidence, hearing duration, finalisation times, Cox regression, linear regression

INTRODUCTION

In 1997, the NSW government passed the Justices Amendment (Briefs of Evidence) Act, which required the prosecution to serve a full brief of evidence on the defence in advance of a summary hearing. Over the years that followed, police raised a number of concerns about the workload imposed upon them by this requirement, particularly when the defendant pleaded guilty. In 2007, the Criminal Procedure Amendment (Local Court Process Reforms) Act was passed. The aim of this legislation was to reduce the amount of time police spend preparing Briefs of Evidence (BOE) in court. To this end, the following changes were made:

Table 1 (T1) offences:

Whereas previously a full brief of evidence had to be prepared before the plea was entered, now a full brief was required

only after a 'not guilty' plea was entered. A list of Table 1 (T1) offences which occurred in this research project is provided in Appendix A, Table A1.

Table 2 (T2) offences and non-specified summary offences:

Whereas previously a full brief of evidence had to be prepared after a 'not guilty' plea is entered, now only a short brief of evidence is required after a 'not guilty' plea is entered for a large proportion of matters. A list of Table 2 (T2) offences which occurred in this research project is provided in Appendix A, Table A2 and a list of non-specified summary offences which occurred in this research project is provided in Appendix A, Table A3.

Specified summary offences:

Prior to the Local Court Process Reforms (LCPR), there were some specified summary offences. After the LCPR commenced, some non-specified summary offences became specified summary. Prior to the LCPR changes these offences

were similar to the non-specified summary offences in that a full brief of evidence was only required if the defendant pleaded 'not guilty'. After the LCPR reforms, a detailed facts sheet was required instead of a brief of evidence. A list of specified summary offences which occurred in this research project is provided in Appendix A, Table A4.

Concerns have been expressed by staff within the Attorney General's Department, the Law Society of New South Wales and Legal Aid Commission that the LCPRs might have saved police time but increased the amount of court and defence time required to dispose of matters. It has been suggested, in particular, that much of the evidentiary material that would previously have been found in a full brief of evidence now has to be elicited by the defence in court. There were concerns that this might have increased the duration of hearings and/or the time between arrest and case finalisation (as it took longer to prepare a case for a hearing).

Given these concerns, it was decided that the impact of the LCPR should be evaluated. In 2010, the Criminal Procedure Amendment (Local Court Process Reforms) Regulation provided that the Local Court sitting at Manly would go back to the same rules which applied before the LCPR reforms commenced. The 'prior to the LCPR' rules are referred to as the non-LCPR rules (or system) in this report. These non-LCPR rules applied again for matters which commenced in Manly Local Court over the period July through September, 2010. From October, 2010, Manly Local Court returned to the LCPR rules.

THE CURRENT STUDY

Research questions

Assuming that the LCPR system meant less police time preparing briefs but more court time dealing with these matters, the research questions of interest are:

Research question 1: Did police servicing Manly Local Court spend less time preparing BOEs during the LCPR phase (baseline) compared with the non-LCPR phase (intervention)?

Research question 2: Was the mean court hearing duration in Manly Local Court longer during the LCPR phase (baseline) compared with the non-LCPR phase (intervention)?

Research question 3: Was the mean number of adjournments in Manly Local Court higher during the LCPR phase (baseline) compared with the non-LCPR phase (intervention)?

Research question 4: Were case finalisation times in Manly Local Court longer during the LCPR phase (baseline) compared with the non-LCPR phase (intervention)?

RESEARCH DESIGN

The research design was a 2 x 2 quasi-experiment which involved two courts (treatment and control) and two phases (baseline and intervention). In the baseline phase, which lasted

four months, Mt Druitt and Manly Local Courts continued their current practice under the LCPR arrangements for a period of four months. In the intervention phase, which lasted three months, police working at Mt Druitt Local Court (the control court) continued to apply the LCPR arrangements. Police working at Manly Local Court (the treatment court) reverted to the non-LCPR arrangements in relation to BOEs. In other words, during the intervention phase police dealing with cases to be heard at Manly Local Court were required to submit a full brief of evidence in relation to Table 1 (T1) matters before a plea was entered and a full brief of evidence in relation to Table 2 (T2) and non-specified summary matters after a not-guilty plea was entered. The structure of this research design is shown in Table 1.

A strength of the 2 x 2 quasi-experiment design which had Mt Druitt Local Court as the control site (with both baseline and intervention phases under LCPR arrangements), was that it provided a mechanism to rule out potential confounding influences. Any changes which occurred to the study outcomes in Manly Local Court (treatment) when it changed to the non-LCPR system could more readily be attributed to the non-LCPR condition if they were not also observed in the Mt Druitt Local Court (control).

METHOD

Table 1. Research design

Local Court	Baseline	Intervention
	(March to June 2010)	(July to September 2010)
Manly Local Court (treatment)	LCPR	non-LCPR
Mt Druitt Local Court (control)	LCPR	LCPR

CASE IDENTIFICATION

Cases¹ were allocated into baseline and intervention phases by the date on their Court Attendance Notice (CAN). The baseline phase included adult offenders (defined by H numbers) whose CAN date was during the period March - June, 2010. The intervention phase included adult offenders (H numbers) whose CAN date was during the period July - September, 2010.

To measure the effect of the LCPR arrangements, we identified a cohort of adult cases where the charge was laid in Manly Local Court during the baseline phase and compared them (in terms of research questions 1, 2, 3 and 4) with a cohort of adult cases where the charge was laid in Manly Local Court during the intervention phase. In Manly Local Court, the baseline phase contained the LCPR cohort and the intervention phase contained

the non-LCPR cohort. As an added control, we made similar comparisons in Mt Druitt Local Court, with separate baseline and intervention cohorts of offenders (H numbers). In Mt Druitt Local Court, both phases contained LCPR cohorts.

OUTCOME MEASURES

The outcomes to be measured for the evaluation were:

1. Police time spent preparing BOEs
2. Hearing duration
3. Number of adjournments
4. Time to case finalisation

Variables (2) to (4) could be measured directly (see below).

It was not possible, however, to obtain a direct measure of police time spent preparing BOEs. Following discussions with police prosecutors, a number of proxy measures of time spent preparing BOEs were created:

5. Percentage of full BOEs for T1 offenders
6. Number of pages per BOE for T2 and non-specified summary offenders
7. Number of police statements per brief for T2 and non-specified summary offenders
8. Percentage of BOEs with three or more police statements for T2 and non-specified summary offenders
9. Number of police/court documents per brief for T2 and non-specified summary offenders

To answer research question (1), therefore, we sought answers to the following subsidiary questions:

1(a): Was the percentage of full BOEs for T1 offenders higher in Manly Local Court during the non-LCPR phase compared with the LCPR phase?

1(b): Was the mean number of pages per BOE higher in Manly Local Court during the non-LCPR phase compared with the LCPR phase (T2 and non-specified summary offenders only)?

1(c): Was the mean number of police statements per BOE higher in Manly Local Court during the non-LCPR phase compared with the LCPR phase (T2 and non-specified summary offenders only)? For this group of offenders, was there a higher number of corroborative police statements in Manly Local Court for the non-LCPR cohort than for the LCPR cohort? Also, was there a higher number of continuity police statements in Manly Local Court for the non-LCPR cohort than for the LCPR cohort?

1(d): Was the percentage of BOEs with three or more police statements higher in Manly Local Court during the non-LCPR phase compared with the LCPR phase (T2 and non-specified summary offenders only)?

1(e): Was the mean number of police/court documents per BOE higher in Manly Local Court during the non-LCPR phase

compared with the LCPR phase (T2 and non-specified summary offenders only)?

INDEPENDENT VARIABLES

The independent variables were:

1. Local Court (Manly Local Court v Mt Druitt Local Court); and
2. Intervention (LCPR v non-LCPR)

The variable 'Local Court' plays a critical role in ensuring that changes in outcomes (1) to (9) can be attributed to the intervention.

DATA SOURCES

Police data

Recorded crime data from the NSW Police Computerised and Operational Policing System (COPS) were obtained for the Manly Local Area Command (LAC), Northern Beaches LAC and Mt Druitt LAC. Manly and Northern Beaches LACs were chosen as they predominantly deal with Manly Local Court and Mt Druitt LAC was chosen as it predominantly deals with Mt Druitt Local Court. These data initially included all recorded offence incidents with a CAN issued during the period March through September, 2010. The data included information on police H number (a number allocated by police that uniquely identifies each case), law part codes (which piece of legislation relates to the offence), flags for whether the offence was a T1 or T2 matter, Australian Standard Offence Classification (ASOC) 2008 codes, and the age of the person of interest (POI). These data were used to identify whether the offence had a charge date which occurred during the baseline or intervention period.

Given different brief requirements, it was also important to define the seriousness of offences. T1 and T2 offences were defined by fields on the COPS recorded crime data. The Judicial Commission of NSW Lawcodes Database was also a very important source of information about offence classification <<http://lawcodes.judcom.nsw.gov.au>>. This included information on law part flags such as Summary, Indictable, T1 and T2, as well as law part jurisdiction such as Local Court, District Court and Infringement Notice System. In conjunction with additional advice provided by NSW Police Prosecutions, it was possible to distinguish between non-specified summary offences and specified summary offences².

Brief Search facility

In order to be able to measure the number of briefs which each LAC had created during the study period, BOCSAR was given access to the Brief Search facility on the COPS system by the NSW Police Force. On a weekly basis the list of all briefs created by each of the three LACs were updated. This covered all briefs created during the period March, 2010 to April, 2011 and linked back to the CAN date to identify which briefs

were part of the cohorts identified in Table 1. For Manly Local Court, the cases were sourced from two LACs: Manly LAC and Northern Beaches LAC, which also included the Manly Proactive Crime Team (PCT), the Northern Beaches PCT, and the Northern Beaches Highway Patrol (HWP). For Mt Druitt Local Court, the cases were sourced from Mt Druitt LAC, including the Mt Druitt PCT and Mt Druitt HWP.

This process was cross-referenced with the CAN information for each identified brief, so as to determine whether it related to an offence or to offences which occurred during the study period of interest. Over the period March 2010 - May 2011, copies of the briefs of interest were supplied to BOCSAR by the Brief Handling Manager at each LAC. These briefs were sent as a hard copy by Manly LAC and Northern Beaches LAC and electronically by Mt Druitt LAC. The JusticeLink system was used to identify whether or not a given brief had only been used in one of the target Local Courts of interest (Manly Local Court or Mt Druitt Local Court).

NSW Local Court data

NSW Local Court data were obtained for any H number in which one of the offences had appeared in Manly Local Court or Mt Druitt Local Court over the period March, 2010 through May 2011. These data included police H number, law part codes, ASOC 2008 codes, local court names and dates, number of adjournments, final plea, outcome and penalty. April 30, 2011 was defined as the end date for non-finalised matters. Data were also flagged to indicate whether a guilty plea had ever been recorded or if a not guilty plea had ever been recorded. If an offence had never appeared at either Manly Local Court or Mt Druitt Local Court, then it was not part of this Local Court dataset.

Target Local Courts

The study was designed to analyse those cases which had only appeared in the respective local court of interest. The main reason for adopting this approach was to ensure that cases were definitely covered by the non-LCPR arrangements during the intervention period in Manly Local Court. The electronic NSW Local Court data held at the Bureau of Crime Statistics and Research (BOCSAR) and the JusticeLink system were used to identify cohort members who had only appeared in either Manly Local Court or Mt Druitt Local Court during the study period.

Local Court hearing time data

Manly Local Court and Mt Druitt Local Court each provided BOCSAR with defended hearing time data covering the period April 2010 - July 2011. The data included H number, JusticeLink number (a case identifying number allocated by the court), offences, hearing duration and whether the hearing was only part heard on a given date. Separate records were obtained for part-heard hearing dates for a given H number and these data were subsequently combined per H number. Hearing duration was recorded in minutes.

DATA SPECIFICATION AND EXCLUSION CRITERIA

COPS and electronic Local Court data

The final COPS recorded crime data contained adult offences in the three LACS (and respective HWPs and PCTs), excluding H numbers where one of the offences was strictly indictable (SI). The charge date (CAN) for these offences was restricted to the interval March - September, 2010. The baseline phase was defined as the period March - June, 2010 and the intervention phase defined as July - September, 2010. Adult offenders were identified by the police H number. Analyses were conducted at the levels of offences and H numbers, respectively. It was still possible for this cohort definition to be too large in that some of the offences/H numbers may have appeared in other Local Courts. It was only after the COPS recorded crime data had been merged with the electronic Local Court data that this cohort was more precisely defined in terms of the study design. The exclusion criteria included offenders (H numbers) who had appeared in: other Local Courts, District Courts or Children's Courts. Given that cases may progress through several courts, this information was obtained on a number of occasions.

Briefs of Evidence (BOEs)

Briefs received from the three LACs were analysed and coded in terms of their details. The types of details included: offence type; number of pages; number and types of police statements and; number of documents that relate to police or local court process. Statements from police officers included: Officer in Charge (OIC), corroborative statements and continuity statements. A corroborative police statement was identified as a statement made by an officer who was either the second OIC or had direct contact with the offender during the investigation. Continuity police statements included statements made by officers who transported evidence, were custody managers, photographers, or by other officers who had no contact with the offender. The analyses of the length of briefs included: (i) total number of police statements per brief (OIC + corroborative + continuity); (ii) number of corroborative police statements per brief and (iii) number of continuity police statements per brief.

Documents that related to police or local court process included: CAN sheets, Local Court listing advice, Law Enforcement (Powers & Responsibilities) Act (LEPRA) forms, Apprehended Violence Order (AVO) application forms, NSW Police Force breath analysis details and custody management record. Offence types were coded as the number of T1 offences; the number of T2 or non-specified summary offences; number of specified summary offences.

NUMBER OF BRIEFS SUPPLIED BY LACS

The number of briefs which we received from the three LACs involved in the controlled trial is shown in Table 2. These were

for offenders who at the time the brief was created and made available to BOCSAR had only appeared in either Manly Local Court or Mt Druitt Local Court³. In the Manly and Northern Beaches (treatment) LACs, 85 briefs were received from the baseline cohort and 75 from the intervention cohort. For the baseline cohort, this was a response rate of 100 per cent, while for the intervention cohort this was a response rate of 99 per cent. In terms of the 161 briefs which were created, 22 (13.7%) had a T1 offence, 86 (53.4%) had a T2 offence, 43 (26.7%) had a non-specified summary offence and 10 (6.2%) had a specified summary offence. As research questions 1(b), 1(c), 1(d) and 1(e) relate to the details of briefs for either T2 or non-specified summary offences, denominators for the response rate estimates were restricted to these two offences combined. In the Manly and Northern Beaches (treatment) LACs, we received all of the T2 and non-specified summary briefs created during the baseline period (n=73) and also all created during the intervention period (n=56)⁴.

In the Mt Druitt (control) LAC, a total of 110 briefs were received from the baseline period and 85 were received from the intervention period. For the baseline period, this was a response rate of 96.5 per cent, while for the intervention period this was a response rate of 92.4 per cent. In terms of the 206 which were created, 34 (16.5%) had a T1 offence, 124 (60.2) had a T2 offence, 41 (19.9%) had a non-specified summary offence and seven (3.4%) had a specified summary offence. Denominators were once again restricted to the T2 and non-specified summary offences in Mt Druitt (control) LAC to calculate response rates for research questions 1(b), 1(c), 1(d) and 1(e). Of the 89 T2 and non-specified summary briefs created during the baseline period, 86 (96.6%) were received. Of the 76 T2 and non-specified summary briefs created during the intervention period, 72 (94.7%) were received.

STATISTICAL ANALYSES

Research question 1

To obtain an answer to research question 1(a), chi-square analyses were conducted within Manly and Mt Druitt Local Courts to test whether the number of briefs for T1 matters was statistically lower in the baseline cohort compared with the intervention cohort. If LACs conformed to the requirements for the trial, the number of cases with full Briefs of Evidence (BOE) should increase substantially in Manly Local Court (but not in Mt Druitt Local Court) in the intervention phase because in this non-LCPR phase, 100 per cent of T1 matters would have required a full BOE.

To answer research questions 1(b) - 1(e) we compared the test and control LACs on four outcomes relevant to T2 or non-specified summary matters: (i) mean number of pages per BOE, (ii) mean number of police statements per BOE, (iii) percentage of BOEs with three or more police statements and, (iv) mean number of documents per BOE which related to police and/or court processes. If the LCPR reforms saved police time in brief preparation, then during the intervention phase in Manly Local Court (non-LCPR) we expected to find either an increase in the mean number of pages per BOE, an increase in the mean number of police statements per BOE; a higher percentage of BOEs with three or more police statements; or a higher mean number of police/court documents per BOE. This was because during the intervention phase in Manly Local Court the non-LCPR conditions applied.

As within Manly Local Court, Northern Beaches LAC and Manly LAC were both involved in the preparation of BOEs, it was decided to conduct analyses separately for each of these LACs⁵. Two sets of analyses were carried out. The first set involved a before and after comparison in each LAC of changes in either the mean number of BOE pages; the mean number of BOE police statements; the percentage of BOEs with three or more police statements or the mean number of police/court documents

Table 2. Number of BOEs received from Local Area Commands in target Local Courts and associated response rates

Local Area Commands	Baseline (March to June 2010)	Intervention (July to September 2010)
Manly LAC & Northern Beaches LAC (treatment)	<ul style="list-style-type: none"> ● 85 briefs received ● 85 briefs created ● response rate = 100.0% 	<ul style="list-style-type: none"> ● 75 briefs received ● 76 briefs created ● response rate = 98.7%
Mt Druitt LAC (control)	<ul style="list-style-type: none"> ● 110 briefs received ● 114 briefs created ● response rate = 96.5% 	<ul style="list-style-type: none"> ● 85 briefs received ● 92 briefs created ● response rate = 92.4%

per BOE. The before and after comparisons for question 1(b), 1(c) and 1(e) were conducted using a series of independent samples t-tests (Armitage, Berry, & Matthews, 2002) within each of the three LACs. The before and after comparisons for question 1(d) were carried out using chi-square tests. These comparisons, however, took no account of the outcome trends in the control site. If the change in outcomes for the test sites is not part of a general trend, then we expected an interaction in which the changes to outcomes in the test sites are different to those in the control site.

In the second set of analyses, a series of regression analysis tests for an interaction between location (treatment site versus control site) and time (baseline versus intervention) were conducted which included data from all three LACs. As the treatment site was measured separately for Northern Beaches LAC and Manly LACs, there were separate regression terms for each of these two LACs. The regression models contained five terms: (i) a main effect term for group (baseline v intervention); (ii) a main effect term for Manly LAC; (iii) a main effect term for Northern Beaches LAC; (iv) an interaction (product) term between Manly LAC and group and; (v) an interaction (product) term between Northern Beaches LAC and group. Interaction term (iv) tested whether there was any difference in what occurred in Manly LAC when it changed to the non-LCPR condition while Mt Druitt LAC stayed in the LCPR condition. Interaction term (v) tested whether there was any difference in what occurred in Northern Beaches LAC when it changed to the non-LCPR condition while Mt Druitt LAC stayed in the LCPR condition. Ordinary least squares (OLS) regression methods were used to answer questions 1(b), 1(c) and 1 (e), while logistic regression methods were used to address question 1(d) (Kleinbaum, Kupper, & Muller, 1988; Hosmer & Lemeshow, 2000).

Within question 1(c), we also conducted analyses based on the frequency of the type of police statement, namely, corroborative and continuity police statements. As these variables were more appropriately analysed as count data, negative binomial regression methods were applied (Armitage et al., 2002). These regression analyses were initially conducted within each of the three LACs separately to assess if there had been a change in the count of each of these types of police statements between the baseline and intervention groups. The data from the three LACs were also combined in overall negative binomial regression models, as was done for the linear and logistic regressions described above.

Research question 2

The second research question was whether average court hearing durations in Manly Local Court were longer during the LCPR phase (baseline) than during the non-LCPR phase (intervention)? We compared the mean hearing durations for defended cases (measured in minutes) in each of the two

phases using an independent samples t-test. As a control, similar comparisons were carried out in the Mt Druitt Local Court.

Research question 3

The third research question was whether the average number of adjournments in Manly Local Court was higher during the LCPR phase (baseline) compared with adjournments during the non-LCPR phase (intervention). The mean number of adjournments for cases in Manly Local Court was compared in baseline (LCPR) and intervention (non-LCPR) cohorts using an independent samples t-test. As a control, similar comparisons were carried out in the Mt Druitt Local Court between the baseline and intervention cohorts (both LCPR). As a further check, these comparisons were stratified by the level of the most serious offence: T1 offences; T2 offences; non-specified summary offences; specified summary offences.

Research question 4

The fourth research question was whether case finalisation times in Manly Local Court were longer during the LCPR phase (baseline) compared with the non-LCPR phase. Several methods of survival analysis were used to answer this question. The baseline (LCPR) cohort was compared with the intervention (non-LCPR) cohort in Manly Local Court in terms of how many days it took for their matters to be finalised. The Kaplan-Meier method was used to compare the LCPR and non-LCPR cohorts in terms of how many days it took for each offender to be finalised. The log-rank chi-square test was used to assess statistical significance (Kleinbaum & Klein, 2005; Armitage et al., 2002). This method allowed us to incorporate data from those offenders whose matters had not yet been finalised. Graphs of the percentage of offenders whose matters had not been finalised at any point in time were produced. The mean number of days it took until finalisation was calculated, as was the numbers of days it took to have 25 per cent, 50 per cent and 75 per cent of matters finalised. In Manly Local Court survival curves were compared for the LCPR and non-LCPR cohorts.

As a further check, a second set of analyses were carried out. If there were a larger number of more serious offences in the non-LCPR cohort than in the LCPR cohort, any apparent difference in the finalisation times between the two cohorts may be due to offence seriousness and not the brief production protocols themselves. Cox regressions were therefore conducted which included terms for: (i) LCPR versus non-LCPR and; (ii) offence seriousness (T1, T2, non-specified summary and specified summary). Hazard Ratios (HRs) from these models were reported with 95 per cent confidence intervals (Hosmer & Lemeshow, 1999).

These Kaplan-Meier and Cox regression analyses were also conducted within Mt Druitt Local Court as the control site, with both the baseline and intervention cohorts operating under the LCPR system. Because over 35 per cent of matters in the

Table 3. Number of adult offenders in the treatment and control Local Area Commands (LACs) for baseline and intervention cohorts in target Local Courts (n=2,026)

LACs	Baseline (March - June, 2010)	Intervention (July - September, 2010)	Total (March - September, 2010)
Manly & Northern Beaches (treatment)	619 (58.4%)	441 (41.6%)	1,060 (100.0%)
Mt Druiitt (control)	577 (59.7%)	389 (40.3%)	966 (100.0%)

Table 4. Number of adult offenders in Manly and Northern Beaches LACs by most serious offence type: Manly Local Court only (n=1,060)

Most serious offence type	Baseline (LCPR)	Intervention (non-LCPR)
Table 1 (T1)	27 (4.4%)	20 (4.5%)
Table 2 (T2)	121 (19.5%)	97 (22.0%)
Non-specified summary	156 (25.2%)	108 (24.5%)
Specified summary	315 (50.9%)	216 (49.0%)
Total	619 (100.0%)	441 (100.0%)

Table 5. Number of adult offenders in Mt Druiitt LAC by most serious offence type: Mt Druiitt Local Court only (n=966)

Most serious offence type	Baseline (LCPR)	Intervention (LCPR)
Table 1 (T1)	45 (7.8%)	16 (4.1%)
Table 2 (T2)	208 (36.0%)	114 (29.3%)
Non-specified summary	197 (34.1%)	148 (38.0%)
Specified summary	125 (21.7%)	111 (28.5%)
Other ^a	2 (0.3%)	0 (0.0%)
Total	577 (100.0%)	389 (100.0%)

^a One H number with an offence called Breach of Bail - application to re-determine. One H number with an offence called Apprehension on warrant issued in another state.

two Local Courts had been finalised within ten days, both the Kaplan-Meier and the Cox regression analyses were restricted to matters which took ten or more days to finalise.

Further, data from the two Local Courts were combined in Cox regression analyses which tested if there was a significant interaction between Local Court location (Manly Local Court v Mt Druiitt Local Court) and group (baseline v intervention) as well as controlling for the level of offence seriousness. The terms included: (i) a main effect term for group (baseline v intervention); (ii) a main effect term for Mt Druiitt Local Court and; (iii) an interaction (product) term between Mt Druiitt Local Court and group.

RESULTS

OFFENDER COHORTS

We begin by presenting descriptive information on the number of offenders⁶ in the treatment and control cohorts and the distribution of T1, T2, non-specified summary and specified summary matters. As can be seen from Table 3, in the treatment LACs (Manly and Northern Beaches), 619 offenders had their Court Attendance Notice (CAN) issued during the baseline period and were dealt with under LCPR arrangements. By comparison, 441 offenders from the Manly and Northern Beaches LACs had their CAN issued during the intervention period and were therefore dealt with under non-LCPR arrangements. For Mt Druiitt LAC, 577 offenders qualified for the baseline period and 389 offenders during the intervention period. As the control LAC, offenders in both these baseline and intervention cohorts were dealt with under LCPR arrangements.

Importantly, the numbers shown in Table 3 are for those offenders who only appeared in Manly Local Court for the treatment LACs and only appeared in Mt Druiitt Local Court for the control LAC. Offenders were often charged with a number of offences, some of which were more serious than others. Thus, it was possible for offences to fall into a number of levels of seriousness, in terms of their T1, T2, non-specified summary or specified summary status.

Table 4 shows the breakdown of offenders by the level of the most serious offence for Manly and Northern Beaches LACs and for the baseline and intervention periods. There was very high consistency in the breakdown of the most serious offence level across the two time periods. Almost five per cent of offenders had a T1 offence as the most serious level, whilst around 45 per cent had a T2 or non-specified summary offence as the most serious level. Specified summary was the most serious level of offence for around 50 per cent of the offenders (H numbers).

The breakdown of most serious offence type was somewhat different for offenders from Mt Druiitt LAC (Table 5). Around 70 per cent of the offenders in Mt Druiitt had either a Table 2 or a non-specified summary offence as their most serious level (compared with 45 per cent in Manly and Northern Beaches LACs). Less than 30 per cent of offenders in Mt Druiitt LAC had a specified summary offence as their most serious offence, compared with around half of offenders from Manly and Northern Beaches LACs.

RESEARCH QUESTIONS

Research question 1(a): Was the percentage of full BOEs for T1 offenders higher in Manly Local Court during the non-LCPR phase compared with the LCPR phase?

Table 6 shows the percentage of offenders in Manly and Northern Beaches LACs who had a brief created for them on the COPS system, broken down by the level of the most serious offence for the baseline and intervention time periods. In terms of T1 offences during the baseline (LCPR) period, only one third had a brief created by the LAC. During the intervention period when the LACs returned to the non-LCPR system, this percentage of briefs only increased to 55 per cent. This was not a statistically significant increase ($\chi^2_1 = 2.2, p=0.137$). Although full BOEs were meant to be provided during this phase regardless of the defendant’s plea, the plea of a T1 offender turned out to be highly predictive of whether a brief was created

Table 6. Changes in the percentage of adult offenders in Manly and Northern Beaches LACs for whom a brief was created, by the most serious offence type (Manly Local Court only)

Most serious offence type	Baseline (LCPR)	Intervention (non-LCPR)	p-value
Table 1 (T1)	33.3% (n=27)	55.0% (n=20)	0.137
Table 2 (T2)	41.3% (n=121)	35.1% (n=97)	0.344
Non-specified summary	12.8% (n=156)	18.5% (n=108)	0.204
Specified summary	1.0% (n=315)	2.8% (n=216)	0.109

Table 7. Changes in the percentage of adult offenders in Mt Druitt LAC for whom a brief was created, by the most serious offence type (Mt Druitt Local Court only)

Most serious offence type	Baseline (LCPR)	Intervention (LCPR)	p-value
Table 1 (T1)	55.6% (n=45)	75.0% (n=16)	0.171
Table 2 (T2)	32.2% (n=208)	50.0% (n=114)	0.002*
Non-specified summary	12.2% (n=197)	12.2% (n=148)	0.995
Specified summary	1.6% (n=125)	4.5% (n=111)	0.189
Other ^a	0.0% (n=2)	n/a (n=0)	n/a

^a One H number with an offence called Breach of Bail - application to re-determine. One H number with an offence called Apprehension on warrant issued in another state.

for them. Almost 75 per cent of T1 offenders whose final plea was not guilty or no plea entered received a brief in Manly Local Court in both the LCPR and non-LCPR cohorts. Among those T1 offenders who pleaded guilty, only six per cent received a brief during the LCPR period and 25 per cent during the non-LCPR period, a non-significant increase ($\chi^2_1 = 1.7, p=0.190$).

Between 35 and 41 per cent of offenders with a T2 as the most serious offence type received a brief and (as expected) this did not change between the non-LCPR and LCPR periods. Between 12 and 19 per cent of offenders with a non-specified summary offence received a brief for the LCPR and non-LCPR periods respectively and (as expected) this difference was not statistically significant. The change in specified summary offences during the non-LCPR (intervention) period did result in a small increase in the proportion of these offenders who received a brief from one per cent to three per cent. This very small increase was not statistically significant ($\chi^2_1 = 2.6, p=0.109$). It is worth noting that specified summary offenders rarely had a brief prepared for them by the police even during the non-LCPR period.

In both the baseline and intervention periods, more offenders in Mt Druitt with a T1 offence had a brief created for them compared with T1 offenders in Manly and Northern Beaches LACs (61% in Mt Druitt LAC and 43% in Manly and Northern Beaches LACs). However this difference between the LACs was not statistically significant ($\chi^2_1 = 3.5, p=0.062$). There was an increase in the T1 offenders who received a brief in Mt Druitt LAC from 56 per cent to 75 per cent between the baseline and intervention periods (both LCPR), however this change was not statistically significant ($\chi^2_1 = 1.9, p=0.171$). Details of the breakdown of offenders in Mt Druitt LAC who had a brief created for them on the COPS system by the level of the most serious offence for the baseline and intervention time periods can be found in Table 7.

Plea was also highly predictive of whether they got a brief in Mt Druitt Local Court. Around 76 per cent of T1 offenders whose final plea was not guilty or no plea entered received a brief in Mt Druitt during the baseline period. This was higher at 90 per cent for the intervention period, though this increase was not significant ($\chi^2_1 = 0.9, p=0.350$). Among those T1 offenders who pleaded guilty in Mt Druitt, 30 per cent got a brief during the baseline period and 50 per cent during the intervention period, a non-significant increase ($\chi^2_1 = 0.8, p=0.366$).

The percentage of offenders in Mt Druitt with a T2 offence who had a brief created for them increased from one-third during baseline to one-half during intervention and this increase was statistically significant ($\chi^2_1 = 9.8, p=0.002$). Around 12 per cent of offenders with a non-specified summary offence received a brief for both the baseline and intervention cohorts. During the intervention period in Mt Druitt LAC, the percentage of specified summary offenders who got a brief did increase from two per

Figure 1. Mean number of pages per brief in each LAC for the baseline and intervention cohorts: T2 and non-specified summary offenders

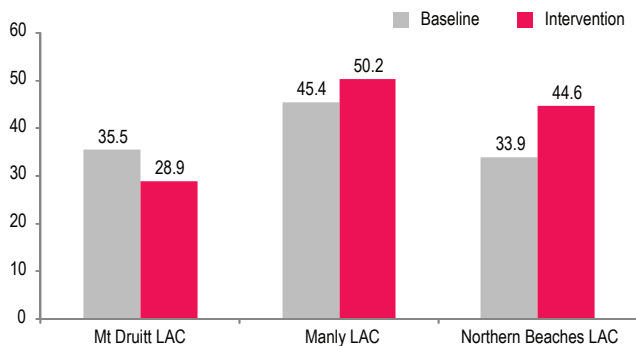
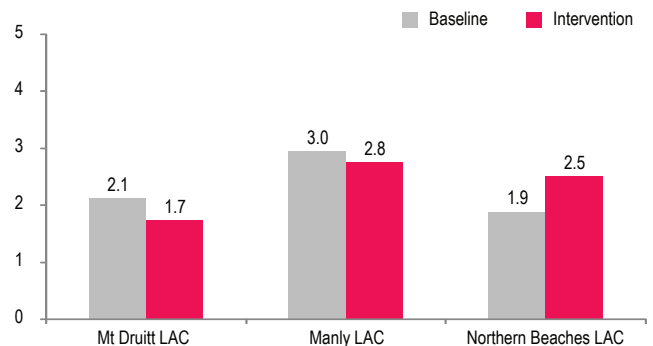


Figure 2. Mean number of all types of police statements per brief in each LAC for the baseline and intervention cohorts: T2 and non-specified summary offenders



cent to five per cent but, as in Manly and Northern Beaches LACs, this increase was not statistically significant ($\chi^2_1 = 1.7$, $p=0.189$).

In short, while the percentage of offenders with a T1 offence who had a BOE created for them increased when Manly Local Court changed from the LCPR system to the non-LCPR system, this increase was not statistically significant. It was still the case that under the non-LCPR system, the proportion of T1 offenders who had a BOE created for them was only 55 per cent rather than 100 per cent.

Research question 1(b): Was the mean number of pages per BOE higher in Manly Local Court during the non-LCPR phase compared with the LCPR phase (T2 and non-specified summary offenders only)?

Figure 1 shows changes in the mean number of pages in briefs received from each of the three LACs during the baseline and intervention periods. In the Mt Druitt LAC (control), there was a decrease in the mean length of these briefs from 36 to 29 pages. This decline across the two LCPR periods was not statistically significant ($t = 1.9$, $p=0.062$). In the Manly LAC (treatment), the mean length of these briefs (between 45 and 50 pages), was higher compared in Mt Druitt but did not change between the LCPR period and the non-LCPR period ($t = -0.4$, $p=0.667$). In the Northern Beaches LAC (treatment), there was a non-significant increase in the mean length of these briefs from 34 pages in the LCPR period to 45 pages in the non-LCPR period ($t = -1.6$, $p=0.122$). While the decline in the length of briefs within Mt Druitt LAC was not statistically significant as noted earlier, regression analyses were conducted to specifically test for an interaction effect between LAC location and time.

When the three LACs were combined using linear regression, there was found to be a significant interaction effect between location (Northern Beaches versus Mt Druitt) and time (baseline versus intervention). This showed that while the mean number of pages per brief declined in Mt Druitt during the intervention

period, the mean number of pages increased in the Northern Beaches LAC when it moved to the non-LCPR condition ($t = 2.4$, $p=0.017$).

Research question 1(c): Was the mean number of police statements per BOE higher in Manly Local Court during the non-LCPR phase compared with the LCPR phase (T2 and non-specified summary offenders only)?

Figure 2 shows changes in the mean number of all types of police statements included in briefs received from each of the three LACs during the baseline and intervention periods. In the Mt Druitt LAC (control) there was a decrease in the mean number of police statements (from 2.1 baseline to 1.7 intervention) and this was statistically significant ($t = 2.1$, $p=0.039$). In the Manly LAC (treatment), the mean number of police statements was almost three. This did not significantly change between the LCPR and non-LCPR periods ($t = 0.2$, $p=0.816$) but was higher when compared with Mt Druitt LAC ($t = 3.6$, $p<0.001$). In the Northern Beaches LAC (treatment), there was an increase in the mean number of police statements (from 1.9 baseline to 2.5 intervention) which was statistically significant ($t = -2.5$, $p=0.015$). This indicated more police statements in Northern Beaches LAC during the non-LCPR period.

When the three LACs were analysed together using linear regression, there was again found to be a significant interaction effect between location (Northern Beaches versus Mt Druitt) and time (baseline versus intervention). This showed that, while the mean number of police statements declined in Mt Druitt LAC during the intervention period, they increased in Northern Beaches LAC when it changed from LCPR to non-LCPR ($t = 2.8$, $p=0.006$).

While there was clearly a reduction in all types of police statements in Northern Beaches LAC for the LCPR cohort compared with the non-LCPR cohort, there is still a question as to whether this was distinguished by the type of police statement. Given the distributions of these data, analyses for

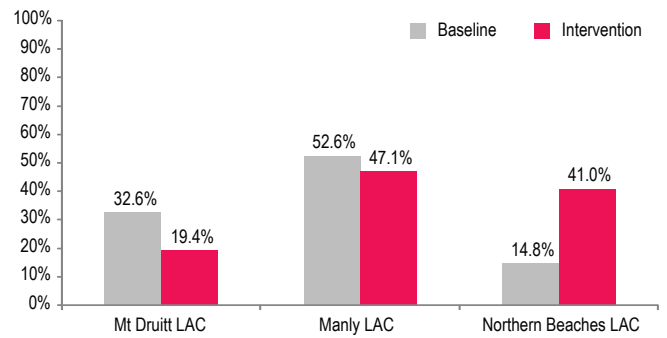
count data were applied. For continuity police statements in Northern Beaches LAC, negative binomial regression showed that statements in the non-LCPR cohort had an Incidence Rate Ratio (IRR) of 2.77 compared with the LCPR cohort. This was a statistically significant effect ($Z = 2.3, p=0.020$), and showed that briefs for the LCPR cohort had fewer continuity police statements compared with the non-LCPR cohort. Manly LAC showed no significant change in the number of continuity police briefs over time, but was found to be higher overall in the number of these briefs compared with Mt Druiitt LAC. In the negative binomial analysis, which combined all three LACs, there was a statistically significant interaction between Northern Beaches and Mt Druiitt LACs over time, which confirmed the bivariate result of an increase in the number of continuity police briefs in Northern Beaches when it went to the non-LCPR system ($Z = 2.06, p=0.039$).

The results for corroborative police statements were similar to those in relation to Northern Beaches LAC, with fewer during the baseline (LCPR) period compared with the intervention (non-LCPR) period. Negative binomial regression showed that statements in the non-LCPR cohort had an Incidence Rate Ratio (IRR) of 1.51 compared with the LCPR cohort. This bivariate result was marginally non-significant ($Z = 1.9, p=0.054$). However, in the negative binomial analysis which combined all three LACs, there was a statistically significant interaction between Northern Beaches and Mt Druiitt LACs over time, thus confirming the bivariate result of increased corroborative police statements for the non-LCPR cohort compared with the LCPR cohort in Northern Beaches LAC ($Z = 2.6, p=0.009$).

Research question 1(d): Was the percentage of BOEs with three or more police statements higher in Manly Local Court during the non-LCPR phase compared with the LCPR phase (T2 and non-specified summary offenders only)?

Police statements of all types were also analysed categorically, measuring changes in the percentage of briefs which had three or more police statements (see Figure 3). There was a non-statistically significant decline in this percentage in Mt Druiitt LAC cohorts from 33 per cent during baseline to 19 per cent during intervention ($\chi^2_1 = 3.5, p=0.063$). The percentage of briefs with three or more police statements significantly increased in Northern Beaches LAC from 15 per cent for the LCPR cohort to 41 per cent for the non-LCPR cohort ($\chi^2_1 = 8.1, p=0.004$). Manly LAC had a higher percentage of three or more police statements with 53 per cent for the LCPR cohort and 47 per cent for the non-LCPR cohort, though this was not a statistically significant change ($\chi^2_1 = 0.1, p=0.738$). Logistic regression analyses found that there was a statistically significant interaction between Northern Beaches and Mt Druiitt LACs over time, with the percentage of briefs with three or more statements increasing in Northern Beaches LAC during intervention while decreasing in Mt Druiitt LAC ($\chi^2_1 = 11.0, p=0.001$).

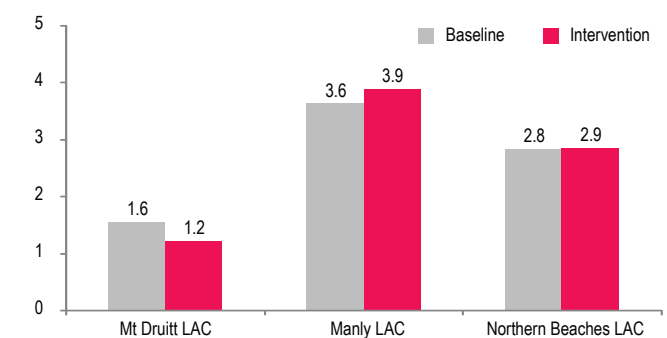
Figure 3. Percentage of briefs with three or more police statements per brief in each LAC for the baseline and intervention cohorts: T2 and non-specified summary offenders



Research question 1 (e): Was the mean number of police/court documents per BOE higher in Manly Local Court during the non-LCPR phase compared with the LCPR phase (T2 and non-specified summary offenders only)?

The mean numbers of police/court documents per brief are shown in Figure 4 by LAC for the baseline and intervention periods. In summary, there were no statistically significant changes in this variable within each LAC over time. In Mt Druiitt LAC, the mean number of police/court documents fell slightly (from 1.6 to 1.2), however this was not a statistically significant decline between both LCPR cohorts ($t = 1.7, p=0.085$). The mean number of police/court documents per brief was significantly higher in Manly LAC compared to Mt Druiitt LAC with almost four documents per brief ($t = 9.5, p<0.001$). This difference for Manly LAC did not change between the LCPR and non-LCPR cohorts ($t = -0.7, p=0.514$). Northern Beaches LAC

Figure 4. Mean number of police/court documents per brief in each LAC for the baseline and intervention cohorts: T2 and non-specified summary offenders



also had a significantly higher number of police/court documents per brief compared with Mt Druitt LAC, with an average of almost three documents ($t = 8.2, p < 0.001$). This difference also did not change for Northern Beaches LAC between the LCPR and non-LCPR cohorts ($t = 0.0, p = 0.969$).

Research question 2: Was the mean court hearing duration in Manly Local Court longer during the LCPR phase compared with the non-LCPR phase?

The second major question to be addressed in this evaluation was whether defended hearings conducted under the LCPR system took longer on average to finalise than those conducted under the non-LCPR system. The mean hearing time durations for each Local Court are shown in Table 8 for the respective cohorts of offenders in the baseline and intervention periods. In Manly Local Court, there were 44 offenders who had defended hearings from the LCPR (baseline) cohort and 23 offenders from the non-LCPR (intervention) cohort. The mean hearing time for the LCPR (baseline) cohort of offenders was 113 minutes, and for the non-LCPR (intervention) cohort of offenders was 130 minutes. This difference was not statistically significant ($t = -0.8, p = 0.418$).

In Mt Druitt Local Court, there were 37 offenders who had defended hearings from the baseline cohort and 22 offenders from the intervention cohort. The mean hearing time in Mt Druitt was 152 minutes for the baseline period and 142 minutes for the intervention period. This difference was not statistically significant ($t = 0.4, p = 0.685$).

These results certainly do not show the LCPR system having an adverse effect on hearing times in Manly Local Court compared with the non-LCPR system. Indeed the hearing time was shorter during LCPR than non-LCPR, albeit non-significantly. It should be pointed out, however, that the small number of defended hearings during the evaluation period meant that the analyses did not have a lot of statistical power to pick up meaningful differences⁷.

Research question 3: Was the mean number of adjournments in Manly Local Court higher during the LCPR phase compared with the non-LCPR phase?

The third approach used to assess the impact of the LCPR system on Local Court-related outcomes was to compare the number of adjournments which occurred during finalised matters for offenders under the LCPR system with those for offenders under the non-LCPR system. The main question here was whether there were more adjournments under the LCPR system in Manly Local Court. As shown in Table 9, there were on average more adjournments in Manly Local Court among the intervention (non-LCPR) group of offenders compared with the baseline (LCPR) group (1.54 versus 1.49). However, this difference was not statistically significant and the sample sizes

Table 8. Mean hearing time duration for defended cases

Local Court	Baseline (March to June 2010)	Intervention (July to September 2010)
Manly Local Court (treatment)	113 minutes (n=44)	130 minutes (n=23)
Mt Druitt Local Court (control)	152 minutes (n=37)	142 minutes (n=22)

Table 9. Mean number of adjournments for finalised cases

Local Court	Baseline (March to June 2010)	Intervention (July to September 2010)
Manly Local Court (treatment)	1.49 (n=608)	1.54 (n=416)
Mt Druitt Local Court (control)	1.75 (n=556)	1.52 (n=361)

were large enough for statistical power not to be an issue ($t = -0.4, p = 0.719$). The adjournment data in Manly Local Court were also stratified by the level of the most serious offence types. Within each of these levels, there was no significant change in the mean number of adjournments between the LCPR and non-LCPR cohorts⁸.

In the control Mt Druitt Local Court, offenders in the baseline and intervention groups were all under the LCPR system. There was actually a decline in the mean number of adjournments for the intervention group (1.75 versus 1.52), however this difference was not statistically significant ($t = 1.8, p = 0.069$). Nor were there any differences within any of the levels of the most serious offence type⁹. In short, the mean numbers of adjournments in Manly Local Court did not change between the LCPR and non-LCPR phases.

Research question 4: Were case finalisation times in Manly Local Court longer during the LCPR phase compared with the non-LCPR phase?

The final question of interest was whether the LCPR increased the time taken to finalise matters. To address this question, the LCPR group was compared with the non-LCPR group in Manly Court in terms of how many days it took for their matters to be finalised. In the Kaplan-Meier analyses of all offenders, it was found that the LCPR group were significantly more likely to have their matters finalised faster than were the non-LCPR group ($\chi^2_1 = 4.0, p = 0.046$). While the mean finalisation time for the LCPR group was 58 days, for the non-LCPR group it

was 65 days. Typical of Local Court data generally, almost 38 per cent of matters were finalised on the first day and almost 40 per cent within ten days. The high proportion finalised on the first day may give a misleading picture of the waiting time for matters taking more than one day to finalise, so the analysis was repeated for offenders whose cases took ten or more days to finalise. The time to finalisation plot of these data is shown in Figure 5 for each group (n=641).

Once again it was found that the LCPR group were significantly more likely to have their matters finalised in fewer days than were the non-LCPR group ($\chi^2_1 = 6.1, p=0.014$). Among those offenders whose court delay time was greater than ten days, the mean finalisation time was 95 days for the LCPR group (baseline) and 107 days for the non-LCPR group (intervention). Table 10 shows the Local Court delay time expressed in quartiles. It took 36 days in the LCPR group in Manly to finalise 25 per cent of cases and 43 days in the non-LCPR group. It took 71 days in the LCPR group to finalise 50 per cent of matters and 85 days in the non-LCPR group. Finally, it took 119 days in the LCPR group to finalise 75 per cent of matters and 153 days in the non-LCPR group.

In order to ensure that the reduced finalisation times for the LCPR group were not simply a function of that group having had a less serious level of offence, Cox regression analyses were conducted. This meant the LCPR and non-LCPR groups could be compared on finalisation time while controlling for offence seriousness as a covariate. These results are shown in Table 11.

The Hazard Ratio (HR) of 0.79 for the intervention (non-LCPR) group meant that they were less likely to have their matter finalised at any point in the follow up compared with baseline (LCPR) group, even after controlling for offence seriousness. This effect was statistically significant ($\chi^2_1 = 8.1, p=0.004$). The variable which measured offence seriousness was a strong predictor of time to finalisation, with the most serious level of offence level, T1 offences, compared with each of the other three offence types. Offenders with a T2 offence had a HR which was 1.33 times higher than the T1 offenders. This meant that at any point in time, they were more likely to have their matter finalised compared with the T1 offenders, however this was not a statistically significant difference. The HRs became progressively higher for each of the less serious offence type groups and these differences were statistically significant. Offenders with a non-specified summary offence had an HR of 1.95 compared with T1 offenders. Offenders with a specified summary offence had an HR of 3.15 compared with T1 offenders.

Time to finalisation analyses were also conducted using Mt Druitt Local Court data to compare the baseline group with the intervention group. Both of these groups were covered by the LCPR arrangements. While the mean finalisation time for the

Figure 5. Manly Local Court days until finalisation – Baseline (LCPR) and Intervention (non-LCPR) groups (matters which took ten or more days to finalise)

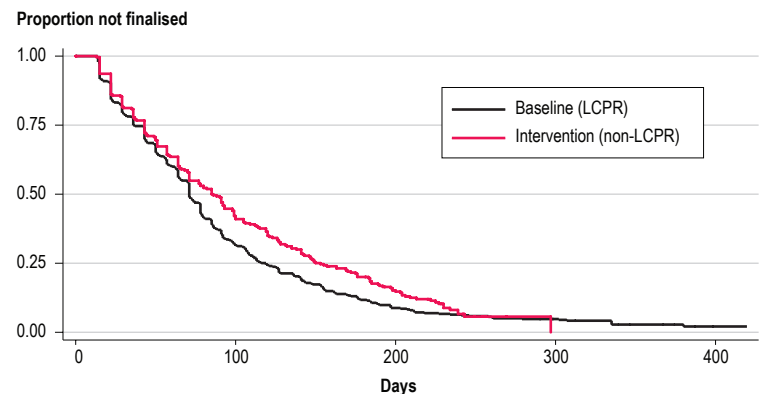


Table 10. Manly Local Court delay – days until finalisation (matters which took ten or more days to finalise)

	25% of offenders finalised	50% of offenders finalised	75% of offenders finalised
Baseline (LCPR)	36 days	71 days	119 days
Intervention (non-LCPR)	43 days	85 days	153 days

Table 11. Manly Local Court delay – effect of group and offence seriousness on time to finalise (matters which took ten or more days to finalise)

Covariates	Hazard Ratio (HR)	95% HR CI	p-value
Group			
Baseline (LCPR)	1.00		
Intervention (non-LCPR)	0.79	0.67 - 0.93	0.004*
Most serious offence type			
Table 1 (T1)	1.00		
Table 2 (T2)	1.33	0.93 - 1.90	0.123
Non-specified summary	1.95	1.36 - 2.79	<0.001*
Specified summary	3.15	2.22 - 4.46	<0.001*

baseline group was 72 days and was 66 days for the intervention group using the Kaplan-Meier method, it was found that there was no statistically significant difference between these two groups in Mt Druitt Local Court ($\chi^2_1 = 0.0, p=0.959$). As just over 35 per cent of matters were finalised within ten days, the

finalisation time analyses were also conducted restricted to those offenders whose court time took ten or more days to finalise (n=624). The finalisation plots of these data are shown in Figure 6 for each group. Using the Kaplan-Meier method, no statistically significant difference in finalisation times was found between the baseline and intervention groups ($\chi^2_1 = 0.2, p=0.692$). Table 12 shows the Local Court delay time expressed in quartiles.

As was done for Manly Local Court data, the Mt Druitt Local Court data were also analysed using Cox regression to control for offence seriousness as a potential confounding variable. This showed that even after adjusting for the level of offence seriousness, there was no significant difference between the baseline and intervention groups in terms of finalisation time ($\chi^2_1 = 0.1, p=0.728$). The HR for the intervention group compared with the baseline group was 0.97, which meant that they were nearly equally likely to have their matter finalised at any point in time. Details are provided in Table 13.

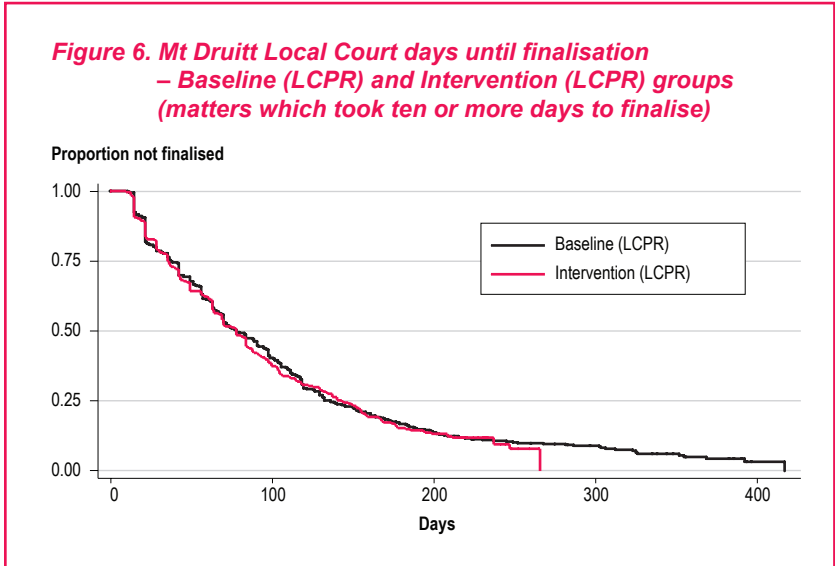


Table 12. Mt Druitt Local Court delay – days until finalisation (matters which took ten or more days to finalise)

	25% of offenders finalised	50% of offenders finalised	75% of offenders finalised
Baseline (LCPR)	38 days	79 days	138 days
Intervention (LCPR)	36 days	79 days	145 days

Table 13. Mt Druitt Local Court delay – effect of group and offence seriousness on time to finalise (matters which took ten or more days to finalise)

Covariates	Hazard Ratio (HR)	95% HR CI	p-value
Group			
Baseline (LCPR)	1.00		
Intervention (LCPR)	0.97	0.82 - 1.15	0.728
Most serious offence type			
Table 1 (T1)	1.00		
Table 2 (T2)	1.71	1.23 - 2.38	0.002*
Non-specified summary	2.72	1.95 - 3.81	<0.001*
Specified summary	3.23	2.27 - 4.60	<0.001*

The finding that the finalisation of matters which commenced during the LCPR phase in Manly Local Court was faster compared with those which commenced during the non-LCPR phase is contrary to the prediction that they should be longer. Given the lack of any change in finalisation times between the baseline and intervention phases in Mt Druitt Local Court (both LCPR), a further Cox regression was conducted which combined the data from the two Local Courts. This was to test whether there was a significant interaction between Local Court location and time (baseline v intervention). This combined Cox regression model still found that the contrast between the Manly Local Court baseline and the Manly Local Court intervention remained statistically significant, with slower finalisation times during the non-LCPR period (HR = 0.79; $\chi^2_1 = 8.0, p=0.005$). However the interaction term between Local Court location and time period was not statistically significant at the five per cent level ($\chi^2_1 = 3.0, p=0.084$).

DISCUSSION

This quasi-experiment was conducted to investigate whether the Local Court Process Reforms (LCPR) had reduced the amount of time police spend preparing Briefs of Evidence (BOEs) for offenders. This study also addressed issues related to whether the LCPR had increased court-related outcomes such as hearing duration, adjournments and court delay as a function of briefs having been under-prepared in terms of the Local Courts' requirements.

Normally, reforms are trialled and evaluated before being introduced across the State. In this case the reform had been fully implemented. To evaluate its effects, Manly Local Court reverted to the previous non-LCPR requirements for offenders who had a CAN date over the period July through September, 2010. Offenders from this non-LCPR arrangement in Manly

Local Court were compared with a group of offenders also from Manly Court, who had CAN dates over the LCPR period March through June 2010. The additional control here was also to select two groups of offenders from Mt Druitt Local Court, which remained under the LCPR system for the whole study period.

The evidence was mixed with respect to the LCPR system having reduced the amount of time police spend preparing briefs. There was no evidence to show that the LCPR system had reduced the extent to which offenders with T1 offences resulted in a full BOE having been prepared. When Manly Local Court moved to the non-LCPR system, there was no significant increase in the percentage of these offenders who received a full BOE and the percentage who did was nowhere near 100 per cent. This raises a question about whether police were ever providing full BOEs in every T1 case prior to the introduction of the Local Court Process Reforms (LCPR). As one might have expected, the plea status of offenders with T1 offences remained a strong predictor of whether or not they received a brief, even under the non-LCPR system. For T1 offenders who pleaded not guilty (or didn't enter a plea), 75 per cent of them would get a brief in Manly Local Court under both the LCPR system and the non-LCPR system. The fact that only 25 per cent of those T1 offenders who pleaded guilty in the non-LCPR system ended up getting a brief, kept the overall rate of briefs here low. It may be the case that briefly changing the system to non-LCPR conditions may not have been able to result in briefs for all such offenders. That is, the guilty plea itself may have removed the actual need to do so.

There was clear evidence that for the Northern Beaches LAC, reverting to the non-LCPR requirements increased the length of briefs prepared for offenders who had a Table 2 or non-specified summary offence. More police statements were on average contained in briefs for the non-LCPR group compared with the LCPR group for this LAC. There were also a higher percentage of briefs that contained three or more police statements. Manly LAC had a high number of police statements in briefs prepared for both the LCPR and non-LCPR groups. Nevertheless in the overall regression analyses which compared Manly Local Court with Mt Druitt Local Court, there was an increase in the number of police statements when Manly Local Court moved from the LCPR condition to the non-LCPR condition. Specifically, it was the contrast between Northern Beaches and Mt Druitt LACs where this effect occurred. This effect was again found when the types of police statements were restricted to the continuity statements and corroborative statements respectively.

There was also some evidence that the number of pages contained in the briefs was significantly larger in Manly Local Court when it was in the non-LCPR condition. This effect again appeared to be restricted to the Northern Beaches LAC, as Manly LAC remained at a high number of pages across both the LCPR group and non-LCPR group. This effect was not as strong as was the effect for the number of police statements,

as it was only apparent at the regression level and not at each bivariate level.

There was also no impact of returning Manly Local Court to non-LCPR requirements for briefs for offences which under LCPR were specified summary in nature. For the LCPR group, only one per cent of offenders with a specified summary offence received a brief and in the non-LCPR group only three per cent received a brief.

In terms of court-related outcomes, there was strong evidence that the LCPR system did not result in more adjournments in Manly Local Court. The mean number of adjournments was around 1.5 for all finalised cases in each of the LCPR and non-LCPR groups and the sample sizes for these analyses were certainly large enough to detect any meaningful changes. There was no evidence that the LCPR system increased hearing duration for defended cases. Indeed, the mean time for defended hearing in the LCPR group was lower than it was for the non-LCPR group (113 minutes versus 130 minutes). This difference was not statistically significant but it should be noted that the small number of defended hearings during the study period meant that there was not enough statistical power to detect effects of interest.

There was no evidence that the LCPR system resulted in longer case finalisation times. In fact in Manly Local Court, the LCPR group matters were finalised faster than they were in the non-LCPR group. This finding held up when the analysis was restricted to matters that lasted for ten or more days. Importantly, controlling for the seriousness of offence type as a potentially confounding variable still showed that the LCPR group had their matters finalised in Manly Local Court faster than did the non-LCPR group. Again, an advantage of the controlled trial design of the evaluation was that in Mt Druitt Local Court, which remained under LCPR conditions over the whole study period, the two groups had identical court delay times. This means that the shorter finalisation times for the LCPR group versus the non-LCPR group in Manly Local Court is not likely to have been confounded by other more general court or time-related factors.

Despite these results, it was not possible to conclude that the LCPR system had made finalisation times faster throughout all of NSW compared with the non-LCPR system it had replaced. This was because in the analyses which combined data from the Manly and Mt Druitt Local Courts, the interaction term was not statistically significant.

Taken as a whole, the findings suggest that the LCPR reforms did reduce the amount of time police spent preparing BOEs without having any adverse effect on the efficiency of the Local Court. The savings in police time are impossible to quantify but there are reasons for doubting that those savings are as large as some expected. The expectation that they would be large was predicated on the assumption that, prior to the LCPR system,

police were providing a full BOE in every T1 matter before the defendant entered a plea. If this had been true, the previous requirement to provide a full BOE would have substantially reduced the amount of police time preparing BOEs when the system changed to the LCPR requirements. But the situation in Manly and the Northern Beaches LACs during the intervention (non-LCPR) phase of this evaluation suggests that full BOEs were only being provided in about half the T1 matters when they were supposed to always be provided. It follows that either Manly and/or the Northern Beaches LACs were atypical in their response to the requirement to provide full BOEs, or the savings in police time under the LCPR system were smaller than one might have expected.

ACKNOWLEDGEMENTS

The authors gratefully acknowledge the assistance of: police from the Northern Beaches, Manly and Mt Druitt Local Area Commands (LACs) for providing relevant Briefs of Evidence (BOEs); staff from Manly Local Court and Mt Druitt Local Court for providing data relating to the length of defended hearings; Matthew Liddle from the Prosecution Support Unit, NSW Police Force, for advice on offence seriousness and research design; NSW Police Force for access to the brief search facility on the COPS system; Chloe Borzycki for fieldwork on the research; Neil Marott, Matthew Holmes and Tracy Painting for recorded crime data. We also thank Don Weatherburn, Craig Jones and our anonymous reviewers for advice on an earlier draft of this paper.

NOTES

1. Cases were here defined as offenders on the basis of having a unique H number for their offence(s) on the COPS system. There is therefore a small possibility that a particular individual may have two separate H numbers and therefore be regarded as two separate offenders.
2. Additional law part information provided by Matthew Liddle, Prosecution Support Unit, NSW Police Force.
3. Of the 355 received briefs in Table 2, 18 (5.1%) of these offenders subsequently appeared in other Local Courts in relation to their matter. These briefs were included in the analyses which addressed questions 1(b), 1(c), 1(d) and 1(e), as the briefs were initially prepared for the target courts of either Manly Local Court or Mt Druitt Local Court.
4. For Manly LAC, 19 briefs were received from the baseline period (LCPR) and 17 briefs were received from the intervention period (non-LCPR), for Table 2 (T2) and non-specified summary offenders combined. For Northern Beaches LAC, 54 briefs were received from the baseline period (LCPR) and 39 briefs from the intervention period (non-LCPR), for Table 2 (T2) and non-specified summary offenders combined.

5. Although Manly and Northern Beaches LACs were both treatment LACs, different baseline levels of some of the outcomes of interest were apparent between these two LACs. For this reason each LAC was analysed separately.
6. As defined by H numbers.
7. In the Manly Local Court, the small number of defended hearings meant that there was 80% power to detect up a reduction in hearing time by 50% (e.g. a change from 113 minutes to 60 minutes) when comparing the baseline (LCPR) group with the intervention (non-LCPR) group. This small number of defended hearings meant that there was only 30% power to detect a reduction in hearing time by 20% (e.g. a change from 113 minutes to 90 minutes).
8. Within Table 1 (T1) offenders, baseline (LCPR) had 3.37 adjournments and intervention (non-LCPR) had 3.57; within Table 2 (T2) offenders, baseline (LCPR) had 2.62 adjournments and intervention (non-LCPR) had 2.07; within non-specified summary offenders, baseline (LCPR) had 1.51 adjournments and intervention (non-LCPR) had 1.92 adjournments; within specified summary offenders, baseline (LCPR) had 0.92 adjournments and intervention (non-LCPR) had 0.97.
9. Within Table 1 (T1) offenders, baseline (LCPR) had 3.13 adjournments and intervention (LCPR) had 3.82; within Table 2 (T2) offenders, baseline (LCPR) had 2.27 adjournments and intervention (LCPR) had 2.00; within non-specified summary offenders, baseline (LCPR) had 1.39 adjournments and intervention (LCPR) had 1.36 adjournments; within specified summary offenders, baseline (LCPR) had 1.06 adjournments and intervention (LCPR) had 0.99.

REFERENCES

- Armitage, P., Berry, G., & Matthews, J.N.S. (2002). *Statistical methods in medical research*. (4th ed.). Oxford: Blackwell Science.
- Hosmer, D.W., & Lemeshow, S. (1999). *Applied survival analysis: Regression modeling of time to event data*. New York: John Wiley & Sons, Inc.
- Hosmer, D.W., & Lemeshow, S. (2000). *Applied logistic regression*. (2nd ed.). Hoboken, NJ: John Wiley & Sons, Inc.
- Kleinbaum, D.G., & Klein, M. (2005). *Survival analysis: A self-learning text*. (2nd ed.). New York: Springer.
- Kleinbaum, D.G., Kupper, L.L., & Muller, K.E. (1988). *Applied regression analysis and other multivariable methods*. (2nd ed.). Boston: PWS-KENT Publishing Company.

APPENDIX A: OFFENCE TYPES

MANLY, NORTHERN BEACHES & MT DRUITT LACS, MARCH – SEPTEMBER, 2010 CAN DATES

Table A1: Table 1 (T1) offences

Law Part Description	Law Part Code	Freq
Affray-T1	433	30
Dishonestly obtain financial advantage etc by deception-T1	70974	14
Break & Enter house etc steal value <= \$15,000-T1	63647	13
Recklessly cause grievous bodily harm-T1	62881	8
Armed w/i commit indictable offence-T1	607	7
Dangerous driving occ GBH- drive manner dangerous-T1	164	7
Dishonestly obtain property by deception-T1	70973	4
Break and enter dwelling-house etc with intent (steal)-T1	63653	3
Receive/dispose stolen property-min. indict. off. >\$5000-T1	35348	3
Recklessly cause grievous bodily harm (DV)-T1	64746	3
Recklessly wound any other person -T1	62883	3
Steal property as clerk/servant >\$ 5000 & <=\$15000-T1	694	3
Assault police officer in execution of duty cause abh-T1	21709	2
Cultivate prohibited plant>small & <=indictable quantity-T1	16947	2
Enter building/land w/i commit indictable offence-T1	37075	2
Escape police custody-T1	17093	2
Make false document to influence exercise of public duty-T1	70992	2
Steal motor vehicle-T1	59794	2
Threaten injury to person w/i commit indictable offence-T1	52	2
Use etc offensive weapon w/i to commit indictable offence-T1	51	2
Aggravated Indecent Assault-T1	39105	1
Break and Enter building (steal) value <= \$15000-T1	35313	1
Destroy or damage property >\$15000-T1	817	1
Enter dwelling w/i (destroy/damage property)-T1	52053	1
Enter dwelling w/i (Steal) & break out-T1	35252	1
Fail to stop and assist after vehicle impact causing gbh-T1	58956	1
In dwelling steal & break out value <=\$15000-T1	35341	1
Larceny value >\$ 5000 & <=\$15000-T1	618	1
Larceny value >\$15000-T1	617	1
Meet/travel to meet child groomed for sexual activity-T1	67843	1
Obtain money etc by deception >\$15000-T1	759	1
Possess false document to influence exercise public duty-T1	71001	1
Possess false document to obtain financial advantage etc-T1	70999	1
Possess precursor intend to use in manufacture/ production-T1	67755	1
Predatory driving-T1	24747	1
Produce, disseminate or possess child pornography-T1	67846	1
Publish etc false misleading material to obtain property-T1	70977	1
Recklessly cause grievous bodily harm in company-T1	62880	1
Remain in building/land w/i commit indictable offence-T1	37065	1
Send etc document threatening death or gbh-T1	25	1
Shoplifting value >\$ 5000 & <=\$15000-T1	623	1
Steal property as clerk/servant >\$15000-T1	693	1
Supply prohibited drug >small & <=indictable quantity-T1	16959	1
Use false document to influence exercise of public duty-T1	70996	1
Use false document to obtain financial advantage etc-T1	70995	1
Use/consume/waste etc electricity without authority-T1	64953	1

Table A2: Table 2 (T2) offences

Law Part Description	Law Part Code	Freq
Embezzle as clerk or servant <=\$2000-T2	701	170
Common assault-T2	244	142
Common assault (DV)-T2	64782	136
Destroy or damage property <=\$2000-T2	820	99
Assault occasioning actual bodily harm-T2	243	68
Assault occasioning actual bodily harm (DV)-T2	64780	63
Stalk/intimidate intend fear of physical/mental harm-T2	64715	57
Obtain money etc by deception <=\$2000-T2	762	48
Shoplifting value <=\$2000-T2	625	46
Resist officer in execution of duty-T2	239	39
Larceny value <=\$2000-T2	620	37
Destroy or damage property <=\$2000 (DV)-T2	64882	34
Assault officer in execution of duty-T2	235	33
Steal property as clerk/servant <=\$2000-T2	696	26
Assault occasioning abh in company of other(s)-T2	44550	7
Assault police officer in execution of duty w/o abh-T2	21705	7
Possess/use a prohibited weapon w/o permit-T2	30680	7
Destroy or damage property >\$ 2000 & <=\$ 5000-T2	819	6
Be carried in conveyance taken w/o consent of owner-T2	678	5
Police pursuit - not stop - drive dangerously - 1st off-T2	71290	5
Receive/dispose stolen property-min. indict. off. <=\$5000-T2	35347	5
Assault with act of indecency-T2	285	4
Cultivate prohibited plant <= small quantity-T2	16946	4
Obtain money etc by deception >\$ 2000 & <=\$ 5000-T2	761	4
Steal property in dwelling-house <=\$2000-T2	666	4
Take & drive conveyance w/o consent of owner-T2	676	4
Intimidate police officer in execution of duty w/o abh-T2	21708	3
Knowingly possess identity plate not on correct vehicle-T2	59803	3
Receive property-theft=serious indictable offence <=\$5000-T2	44605	3
Resist officer in execution of duty (DV)-T2	64775	3
Steal property as clerk/servant >\$ 2000 & <=\$ 5000-T2	695	3
Dispose property-theft=serious indictable offence <=\$5000-T2	44603	2
Drive conveyance taken w/o consent of owner-T2	679	2
Incite person 16 years or over to commit act of indecency-T2	297	2
Larceny value >\$ 2000 & <=\$ 5000-T2	619	2
Possess housebreaking implements-T2	610	2
Possess prohibited plant <=small quantity-T2	16952	2
Possess unauthorised firearm-T2	53111	2
Possess unregistered firearm-prohibited firearm-T2	27056	2
Stalk/intimidate intend fear physical etc harm (domestic)-T2	70753	2
Assault person w/i to resist/prevent apprehension-T2	238	1
Attempt dispose property-theft=serious indictable <=\$5000-T2	44543	1
Intentionally throw object at vehicle/vessel risk safety-T2	65438	1
Police pursuit - not stop - drive recklessly - 1st off-T2	71286	1
Possess > 3 unregistered firearms w/o licence/permit-T2	48374	1
Possess or use a prohibited weapon without permit-T2	71964	1
Possess shortened firearm (not pistol) w/o authority-T2	18755	1
Possess unauthorised pistol-T2	53108	1
Shoplifting value >\$ 2000 & <=\$ 5000-T2	624	1
Supply prohibited drug <=small quantity-T2	16958	1
Wilfully obstruct officer in execution of duty-T2	241	1

Table A3: Non-specified summary offences

Law Part Description	Law Part Code	Freq
Possess prohibited drug	3145	149
Contravene prohibition/restriction in AVO (Domestic)	65020	119
Use unregistered registrable Class A motor vehicle	56829	51
Goods in personal custody suspected being stolen (not m/v)	44591	48
Drive vehicle with illicit drug present in blood etc-1st off	60447	44
Use offensive language in/near public place/school	1246	41
Use uninsured motor vehicle	33335	37
Destroy or damage property	821	35
Enter inclosed land not presc premises w/o lawful excuse	26634	34
Negligent driving (not occasioning death/gbh)	34983	33
Accept money for bet on totalizator in prohibited way	26963	29
Larceny	621	21
Drive while under the influence of alcohol or other drugs	34945	19
Drive vehicle recklessly/furiously or speed/manner dangerous	34984	16
Learner not accompanied by driver/police officer/tester	66401	16
Licence expired less than 2 years before-1st offence	35238	16
Licence expired 2 years or more before-1st offence	35240	15
Steal property as clerk/servant	697	15
Driver/rider state false name/address	58149	13
Fail/refuse to undergo breath analysis	34950	13
Resist or hinder police officer in the execution of duty	1188	12
Negligent driving (occasioning grievous bodily harm)	34982	11
Not give particulars to other driver	64547	11
Class A m/v exceed speed > 10 km/h <= 20 km/h	68724	10
Furnish false information/statement to licensee	18842	10
Have custody of an offensive implement in a public place	28313	10
Learner driver not display "L" plates as required	66402	10
Shoplifting	626	10
Use carriage service to menace/harass/offend	55733	10
Supply a prohibited drug	3181	8
Class A m/v exceed speed > 30 km/h <= 45 km/h	63898	7
Class A m/v exceed speed > 45 km/h	63899	7
Cultivate prohibited plant	3173	7
Disobey no right turn sign-motor vehicle	64173	7
Goods suspected stolen in/on premises (not m/v)	44607	7
Not pay train fare and hold valid ticket	68011	7
Damage/deface any premises/property with graffiti implement	68338	6
Fail/refuse to undergo breath test	34948	6
Film person's private parts without consent	67851	6
Not comply P2 licence condition not display P plates	66451	6
Not stop vehicle when directed to do so	58301	6
Possession of equipment for administering prohibited drugs	3146	6
Unlicensed for Class, Class C/R/LR/MR-1st offence	35015	6
Drive with >=6 mths <4 yrs old not restrained as prescribed	71049	5
False representation resulting in police investigation	1196	5
Obtain money etc by deception	763	5
Refuse/fail to comply with direction under Part 14	58321	5
Steal from the person	456	5
Use vehicle not comply with standard: tyres	63035	5
Class A vehicle displaying unauthorised number plate	63081	4

Table A3: Non-specified summary offences - cont'd

Law Part Description	Law Part Code	Freq
Contravene prohibition/restriction in AVO (Personal)	65021	4
Deal with property suspected proceeds of crime	58341	4
Drive uninsured vehicle	29520	4
Driver use hand-held mobile phone when not permitted	64586	4
Enter prescribed premises of any person w/o lawful excuse	26633	4
Licence expired less than 2 years before-2nd+ offence	35239	4
Motor bike rider (alone) not wear/secure fit approved helmet	64515	4
Not comply P1 licence-no P plates (class C)	66448	4
Not give way to pedestrian on crossing-motor vehicle	64147	4
Possess ammunition w/o holding licence/permit/authority	18763	4
Possess graffiti implement with intent to damage or deface	68339	4
Rider not wear approved bicycle helmet/fitted/fastened	64486	4
Unlicensed driver/rider (not licensed for 5 yrs)-1st offence	35242	4
Use unregistered vehicle on road or road related area	19586	4
Wilful and obscene exposure in/near public place/school	1247	4
Class A m/v exceed speed > 20 km/h <= 30 km/h	68726	3
Custody of knife in public place - first offence	70624	3
Destroy or damage property (DV)	64883	3
Goods suspected stolen in/on premises (m/v)	44615	3
Not comply P1 restrictions on passengers under 21	66452	3
Not comply P1/P2 high performance vehicle restriction	66450	3
Not give way (move from marked lane to another)	64279	3
Not in adjusted/fastened/restraint (over 1 yr but under 16)	64505	3
Not keep firearm safely-not prohibited firearm/pistol	18709	3
Not stop at stop line at red light (not toll booth)-m/v	63975	3
Organise/promote/take part in race between vehicles-1st off	65471	3
Possess prohibited plant	3175	3
Provide false/misleading information	67111	3
Self administer/attempt self administer prohibited drug	3151	3
Use unregistered registrable Class B or C motor vehicle	56828	3
Utter counterfeit money knowing it to be counterfeit	15843	3
Carry a knife that is visible in a public place	28318	2
Carry cutting weapon upon apprehension	60614	2
Class A vehicle displaying misleading number-plate	63096	2
Custody of knife in public place - subsequent offence	70625	2
Drive vehicle in manner that menaces other w/i to menace	34985	2
Drive vehicle on road or road related area, m/v tax not paid	9338	2
Drive with >=4 yrs <7 yrs old not restrained as prescribed	71051	2
Driver not disclose identity of driver/passenger on request	58605	2
Enter intersection/crossing showing red traffic arrow	64007	2
Excluded person remain in vicinity of licensed premises	65637	2
Goods in personal custody suspected being stolen (m/v)	44613	2
Goods suspected stolen given other not entitled (not m/v)	44589	2
Knowingly drive vehicle in manner that menaces other	34986	2
Knowingly make false/misleading statement	50512	2
Knowingly produce false/misleading document: state law	50513	2
Licence expired 2 years or more before-2nd+ offence	35241	2
Not drive left of traffic island in roundabout	64223	2
Not give particulars to police	64549	2
Not keep left of dividing line-motor vehicle	64255	2

Table A3: Non-specified summary offences - cont'd

Law Part Description	Law Part Code	Freq
Not reverse vehicle safely	64575	2
Possess prohibited weapon/firearm in court premises	58650	2
Proceed through red traffic light (not toll booth)	64004	2
Resident for 3 months w/o obtaining NSW licence-1st offence	35236	2
Responsible person/custodian not disclose driver's identity	58152	2
Ride bicycle negligently	64974	2
Use carriage service to threaten to kill	55730	2
Use intimidation/violence to unlawfully influence person	1174	2
Wilfully use offensive language on train or public area	68022	2
Assault special constable in the execution of his duty	3703	1
Buy/sell/possess/control protected fauna	7056	1
Buy/sell/procure/dispose or offer-counterfeit money/security	15845	1
Carry more persons on bicycle than permitted	64473	1
Class A m/v exceed speed > 10 km/h <= 20 km/h (school zone)	68725	1
Class A vehicle displaying misleading registration label	63097	1
Dealer fail to keep restricted substance away from food	66862	1
Disobey no entry sign-motor vehicle	64189	1
Disobey request/signal to stop for breath test	34949	1
Do anything likely to interfere with machine's operation	45885	1
Drive in darkness no lights - not Class B/C Safe-T-Cam zone	65802	1
Drive vehicle with morphine/cocaine in blood/urine-1st off	60453	1
Drive vehicle without clear view	64580	1
Drive with 1 unrestrained passenger	64987	1
Drive/tow vehicle with unsecured load	64561	1
Driver not wear seatbelt properly adjusted/fastened	64500	1
Driver of taxi-cab not display authority card in holder	62625	1
Enter vehicle or boat without consent of owner/occupier	1249	1
Excluded person fail to leave premises when required	65635	1
Excluded person re-enter vicinity of licensed premises	65638	1
Exempt person not store prohibited weapon safely, securely	69848	1
Exempt visiting driver not carry licence held	66438	1
Exempt visiting driver not produce licence to police officer	66439	1
Fail to appear in accordance with bail undertaking	1239	1
Fail to notify Authority of change of address within 14 days	66466	1
Fail to stop and assist after impact causing injury-1st off	58957	1
Fail/refuse to comply with request by police officer	60612	1
Fraudulently alters, uses, or lends driver licence	39026	1
Give a false name	58290	1
Give false name	58297	1
Goods in personal custody suspected being stolen (vessel)	59820	1
Goods suspected stolen in/on premises (vessel)	59823	1
Handle explosive/precursor without authorising licence	57512	1
Have in custody a laser pointer in public place	65827	1
Hirer not pay authorised fare on termination of hiring	62690	1

Table A3: Non-specified summary offences - cont'd

Law Part Description	Law Part Code	Freq
Larceny as bailee	634	1
Leave child/young person in m/v causing emotional distress	36718	1
Left restricted area not make ticket available inspection	68019	1
Make false/misleading statement for authority/benefit	50511	1
Make U-turn at intersection with traffic lights	63953	1
Make/furnish a statement which is false/misleading	18857	1
Motor bike passenger no helmet/fitted/adjusted	64524	1
Neglect child or young person in his/her care	36716	1
Not comply P1/P2 passenger restriction (after disq)	66454	1
Not comply with request to submit to search	58300	1
Not give way at lights to oncoming vehicle (right turn)	64018	1
Not give way to vehicle (intersection with no lights)	64076	1
Not give way to vehicle-right turn into terminating road	64107	1
Not give way to vehicle/pedestrian (stop sign)	64081	1
Not in adjusted/fastened/restraint (under 1 yr)	64506	1
Not keep firearm safely-prohibited firearm	27064	1
Not keep left of dividing line-not class B/C vehicle	72003	1
Not obey direction of police/authorised person	64593	1
Not stop at stop line (intersection with no lights)	64077	1
Not stop at stop line at red arrow (motor vehicle)	63986	1
Obstruct/hinder person executing warrant	58303	1
Obtain/renew licence by false statement	31128	1
Operate vehicle so driving wheel/s lose traction	34978	1
Operate vessel with low range PCA - 2nd+off	66270	1
Owner not disclose identity of driver/passenger	58296	1
Owner of dog attacks etc person etc-not dangerous dog	42190	1
Owner of dog uncontrolled in public place-not dangerous dog	42185	1
Owner permit drive whilst unlicensed	53709	1
Passenger drink intoxicating liquor on bus or ferry	62480	1
Passenger not keep both feet on pillion footrests	64529	1
Possess licence obtained/renewed by false statement	31132	1
Prolong/sustain etc increase etc loss of traction-1st off	65481	1
Resident for 3 months w/o obtaining NSW licence-2nd+ offence	35237	1
Ride bicycle on footpath (12 yrs or older)	64477	1
Ride bicycle on pedestrian part of separated footpath	64476	1
Ride bicycle with passenger not seated on passenger seat	64978	1
Rider carry passenger without approved helmet fitted etc	64986	1
Smoke on train or in roofed public area	68027	1
Steal property in dwelling-house	667	1
Unlicensed for Class, Class C/R/LR/MR-2nd+ offence	35233	1
Use Class A vehicle with illegal label	63085	1
Use false instrument w/i	27314	1
Use postal/similar service to make threat to kill	47174	1
Use unsafe/unserviceable vehicle on road	63043	1

Table A4: Specified summary offences

Law Part Description	Law Part Code	Freq
Drive with middle range PCA	34939	245
Drive with low range PCA	34936	225
Drive while disqualified from holding a licence	35018	115
Never licensed person drive vehicle on road-1st offence	51407	89
Drive on road etc while licence suspended	35021	88
Drive with high range PCA	34942	87
Drive when licence suspended under s 66 Fines Act-1st off	68367	43
Never licensed person drive vehicle on road-2nd+ offence	51408	41
Behave in offensive manner in/near public place/school	1243	18
Special category driver drive with special range PCA	34933	18
Possess/attempt to, prescribed restricted substance	53114	14
Drive on road etc when licence cancelled	35027	10
Drive on road etc when licence refused	35024	4
Possess/attempt to, anabolic or androgenic steroidal agent	53113	3
Drive when licence suspended under s 66 Fines Act-2nd+off	68368	2
Novice driver drive with novice range PCA-1st offence	71529	2
Attempt to drive with low range PCA	34937	1
Learner/provisional drive with novice range PCA-1st offence	54150	1
Obtain/attempt to prescribed restricted substance	6589	1

Other titles in this series

- No.155 The Domestic Violence Intervention Court Model: A follow-up study
- No.154 Improving the efficiency and effectiveness of the risk/needs assessment process for community-based offenders
- No.153 Uses and abuses of crime statistics
- No.152 Interim findings from a randomised trial of intensive judicial supervision on NSW Drug Court
- No.151 Personal stress, financial stress and violence against women
- No.150 The relationship between police arrests and correctional workload
- No.149 Screening cautioned young people for further assessment and intervention
- No.148 Modelling supply rates of high-strength oxycodone across New South Wales
- No.147 The association between alcohol outlet density and assaults on and around licensed premises
- No.146 Why is the NSW juvenile reconviction rate higher than expected?
- No.145 Why does NSW have a higher imprisonment rate than Victoria?
- No.144 Legally coerced treatment for drug using offenders: ethical and policy issues
- No.143 The effect of prison on adult re-offending
- No.142 Measuring offence seriousness
- No.141 Change in offence seriousness across early criminal careers
- No.140 Mental health disorders and re-offending among NSW prisoners
- No.139 What do police data tell us about criminal methods of obtaining prescription drugs?
- No.138 Prison populations and correctional outlays: The effect of reducing re-imprisonment
- No.137 The impact of restricted alcohol availability on alcohol-related violence in Newcastle, NSW
- No.136 The recidivism of offenders given suspended sentences
- No.135 Drink driving and recidivism in NSW
- No.134 How do methamphetamine users respond to changes in methamphetamine price?
- No.133 Policy and program evaluation: recommendations for criminal justice policy analysts and advisors
- No.132 The specific deterrent effect of custodial penalties on juvenile re-offending
- No.131 The Magistrates Early Referral Into Treatment Program