

CRIME AND JUSTICE BULLETIN

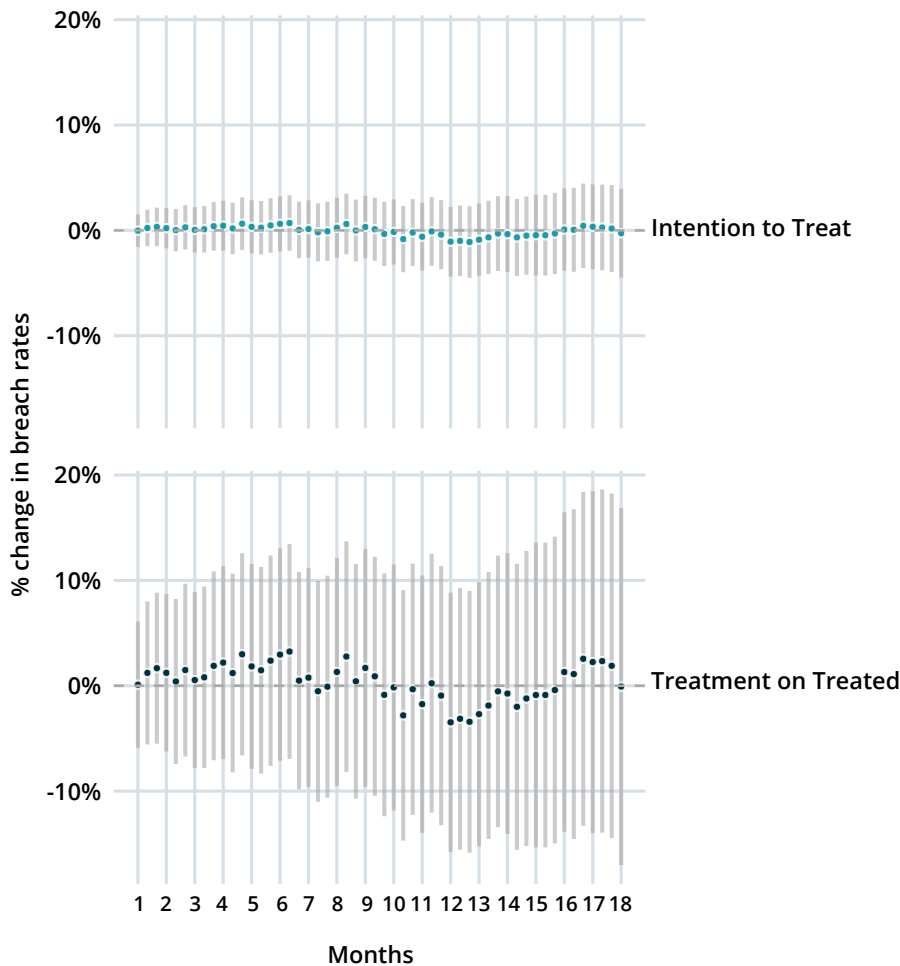
NUMBER 242 | OCTOBER 2021

The impact of the 'What's Your Plan?' program on ADVO breaches and domestic violence

Min-Taec Kim

APPENDIX

Figure A1. Difference in % that breach ADVO, for different lengths of observation period



Suggested citation: Kim, M.T., (2021). *The impact of the 'What's Your Plan?' program on ADVO breaches and domestic violence* (Crime and Justice Bulletin No. 242). Sydney: NSW Bureau of Crime Statistics and Research.

Figure A2. Difference in days until breach of ADVO (if ever), for different lengths of observation period

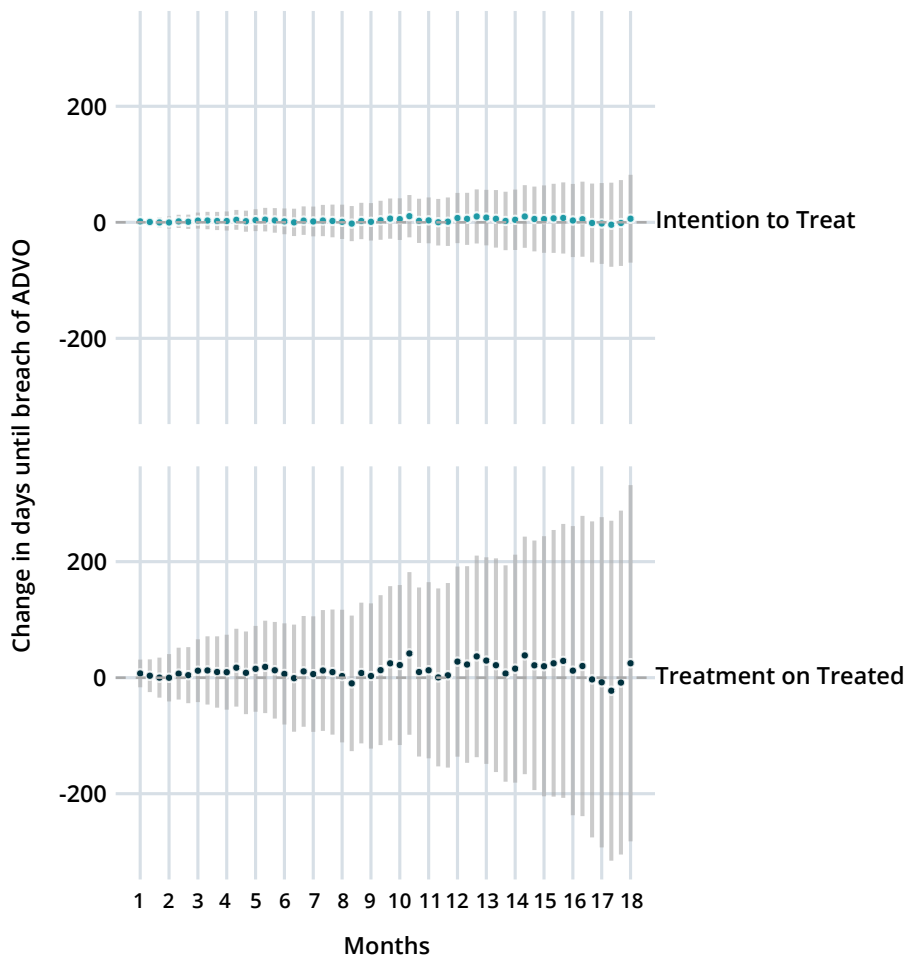


Figure A3. Difference in % that commit DV related offence, for different lengths of observation period

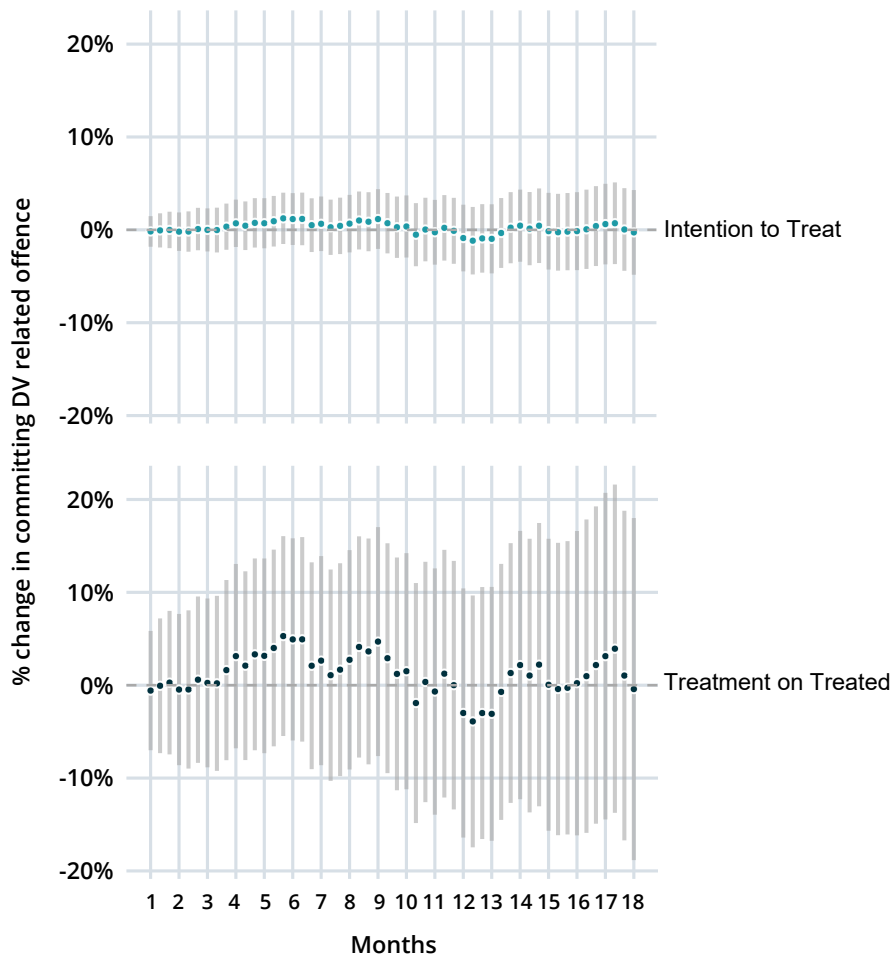


Figure A4. Difference in days until DV related offence (if ever), for different lengths of observation period

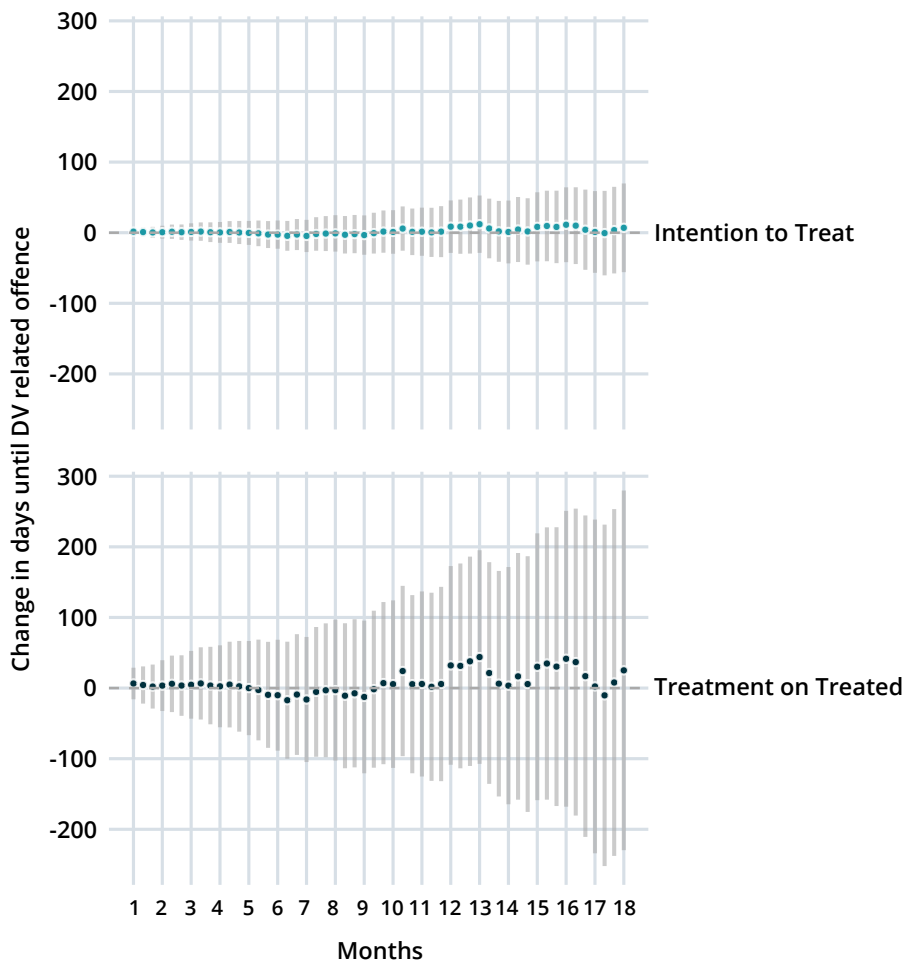


Table A1. Regression tables: Proportion of defendants that breached their ADVO (three months)

	OLS	Logistic	OLS	Logistic
(Intercept)	0.056 *** (0.005)		0.024 (0.042)	
treatmentEstimated effect	0.002 (0.008)	0.002 (0.008)	0.002 (0.011)	0.000 (0.011)
genderMale			0.027 ** (0.010)	0.031 ** (0.012)
regionNorth/West			-0.002 (0.019)	-0.002 (0.020)
regionNorthern			-0.001 (0.019)	0.000 (0.021)
regionSouthern			0.002 (0.018)	0.004 (0.019)
regionWestern			0.007 (0.017)	0.007 (0.018)
age			0.000 (0.000)	0.000 (0.000)
remoteness_arealInner regional			-0.023 (0.037)	-0.018 (0.033)
remoteness_areaMajor cities			-0.021 (0.036)	-0.017 (0.033)
remoteness_areaOuter regional			-0.029 (0.038)	-0.024 (0.034)
remoteness_areaRemote			-0.011 (0.042)	-0.009 (0.037)
remoteness_areaVery remote			-0.013 (0.054)	-0.008 (0.047)
time_in_sample			0.000 (0.000)	0.000 (0.000)
dv_flag_before			0.026 * (0.012)	0.047 ** (0.016)
breach_flag_before			0.080 *** (0.019)	0.051 *** (0.013)
cases_before			0.010 *** (0.002)	0.008 *** (0.002)
N	3,751	3,751	2,492	2,492

*** $p < 0.001$; ** $p < 0.01$; * $p < 0.05$; + $p < 0.1$.

Table A2. Regression tables: Proportion of defendants that breached their ADVO (six months)

	OLS	Logistic	OLS	Logistic
(Intercept)	0.084 *** (0.007)		0.012 (0.059)	
treatmentEstimated effect	0.006 (0.009)	0.006 (0.009)	0.007 (0.013)	0.006 (0.013)
genderMale			0.040 ** (0.013)	0.045 ** (0.014)
regionNorth/West			-0.029 (0.023)	-0.029 (0.024)
regionNorthern			-0.004 (0.025)	-0.002 (0.027)
regionSouthern			-0.010 (0.022)	-0.008 (0.023)
regionWestern			-0.008 (0.021)	-0.010 (0.023)
age			0.000 (0.001)	0.000 (0.001)
remoteness_areaInner regional			-0.022 (0.043)	-0.019 (0.040)
remoteness_areaMajor cities			-0.012 (0.043)	-0.012 (0.041)
remoteness_areaOuter regional			-0.019 (0.044)	-0.016 (0.041)
remoteness_areaRemote			0.025 (0.049)	0.025 (0.045)
remoteness_areaVery remote			0.013 (0.064)	0.016 (0.060)
time_in_sample			0.000 (0.000)	0.000 (0.000)
dv_flag_before			0.029 * (0.014)	0.051 ** (0.018)
breach_flag_before			0.107 *** (0.023)	0.071 *** (0.016)
cases_before			0.016 *** (0.003)	0.013 *** (0.002)
N	3,715	3,715	2,469	2,469

*** $p < 0.001$; ** $p < 0.01$; * $p < 0.05$; + $p < 0.1$.

Table A3. Regression tables: Proportion of defendants that breached their ADVO (twelve months)

	OLS	Logistic	OLS	Logistic
(Intercept)	0.129 *** (0.009)		0.058 (0.086)	
treatmentEstimated effect	-0.005 (0.012)	-0.005 (0.012)	-0.009 (0.017)	-0.011 (0.017)
genderMale			0.053 ** (0.017)	0.058 ** (0.018)
regionNorth/West			0.018 (0.030)	0.018 (0.031)
regionNorthern			0.029 (0.031)	0.031 (0.033)
regionSouthern			-0.003 (0.027)	0.000 (0.028)
regionWestern			0.012 (0.026)	0.011 (0.028)
age			0.000 (0.001)	0.000 (0.001)
remoteness_areaInner regional			-0.067 (0.060)	-0.059 (0.056)
remoteness_areaMajor cities			-0.066 (0.061)	-0.059 (0.058)
remoteness_areaOuter regional			-0.055 (0.062)	-0.045 (0.058)
remoteness_areaRemote			-0.077 (0.065)	-0.069 (0.060)
remoteness_areaVery remote			0.001 (0.084)	0.008 (0.077)
time_in_sample			0.000 (0.000)	0.000 (0.000)
dv_flag_before			0.027 (0.018)	0.042 * (0.022)
breach_flag_before			0.120 *** (0.028)	0.086 *** (0.021)
cases_before			0.021 *** (0.004)	0.018 *** (0.003)
N	2,939	2,939	1,994	1,994

*** $p < 0.001$; ** $p < 0.01$; * $p < 0.05$; + $p < 0.1$.

Table A4. Regression tables: Proportion of defendants that breached their ADVO (IV - three months)

	Basic	Full
What's Your Plan	0.009 (0.029)	0.005 (0.043)
N		

*** $p < 0.001$; ** $p < 0.01$; * $p < 0.05$; + $p < 0.1$.

Table A5. Regression tables: Proportion of defendants that breached their ADVO (IV - six months)

	Basic	Full
What's Your Plan	0.024 (0.036)	0.030 (0.051)
N		

*** $p < 0.001$; ** $p < 0.01$; * $p < 0.05$; + $p < 0.1$.

Table A6. Regression tables: Proportion of defendants that breached their ADVO (IV - twelve months)

	Basic	Full
What's Your Plan	-0.021 (0.047)	-0.035 (0.063)
N		

*** $p < 0.001$; ** $p < 0.01$; * $p < 0.05$; + $p < 0.1$.

**Table A7. Regression tables: Average days until the defendant breached their ADVO (if ever)
(three months)**

	basic	demographics	previous_history
(Intercept)	266.925 *** (8.707)	235.931 *** (26.596)	287.988 *** (24.695)
treatmentEstimated effect	0.908 (7.319)	-0.588 (7.287)	2.967 (7.049)
logSigma	4.746 *** (0.032)	4.655 *** (0.033)	4.581 *** (0.036)
genderMale		-40.782 *** (9.072)	-22.487 * (8.918)
regionNorth/West		6.327 (13.306)	1.554 (13.051)
regionNorthern		0.057 (13.628)	-5.724 (13.612)
regionSouthern		3.463 (12.936)	-2.211 (12.630)
regionWestern		0.540 (11.808)	-4.895 (11.660)
age		0.301 (0.312)	-0.040 (0.090)
remoteness_arealInner regional		17.082 (19.693)	8.130 (19.244)
remoteness_areaMajor cities		24.686 (19.911)	5.711 (19.593)
remoteness_areaOuter regional		15.432 (20.703)	7.565 (20.135)
remoteness_areaRemote		-7.917 (21.889)	-6.191 (21.296)
remoteness_areaVery remote		3.877 (28.280)	1.679 (27.865)
time_in_sample		-0.003 (0.016)	0.012 (0.016)
dv_flag_before			-28.825 ** (9.646)
breach_flag_before			-36.089 *** (8.442)
cases_before			-6.792 *** (1.104)
N	3,751	2,492	2,492

*** $p < 0.001$; ** $p < 0.01$; * $p < 0.05$; + $p < 0.1$.

**Table A8. Regression tables: Average days until the defendant breached their ADVO (if ever)
(six months)**

	basic	demographics	previous_history
(Intercept)	462.222 *** (12.901)	413.060 *** (40.558)	492.315 *** (39.601)
treatmentEstimated effect	-2.272 (11.976)	-3.558 (11.822)	1.674 (11.338)
logSigma	5.372 *** (0.026)	5.258 *** (0.027)	5.179 *** (0.029)
genderMale		-76.137 *** (14.442)	-43.381 ** (14.065)
regionNorth/West		27.108 (21.647)	16.451 (20.844)
regionNorthern		8.495 (22.390)	-3.999 (21.833)
regionSouthern		13.316 (20.569)	4.659 (19.638)
regionWestern		8.116 (19.224)	-0.532 (18.653)
age		0.221 (0.310)	-0.172 (0.171)
remoteness_areaInner regional		37.160 (31.655)	25.490 (30.983)
remoteness_areaMajor cities		47.460 (32.134)	18.419 (31.656)
remoteness_areaOuter regional		28.050 (33.075)	17.396 (32.175)
remoteness_areaRemote		-16.092 (35.167)	-8.364 (34.069)
remoteness_areaVery remote		-3.518 (44.511)	-3.441 (44.114)
time_in_sample		-0.029 (0.026)	0.002 (0.025)
dv_flag_before			-44.363 ** (14.781)
breach_flag_before			-65.415 *** (13.783)
cases_before			-13.757 *** (1.818)
N	3,715	2,469	2,469

*** $p < 0.001$; ** $p < 0.01$; * $p < 0.05$; + $p < 0.1$.

**Table A9. Regression tables: Average days until the defendant breached their ADVO (if ever)
(twelve months)**

	basic	demographics	previous_history
(Intercept)	814.833 *** (23.335)	776.839 *** (82.801)	894.362 *** (82.543)
treatmentEstimated effect	0.337 (23.413)	-7.259 (23.181)	7.391 (22.090)
logSigma	6.029 *** (0.022)	5.913 *** (0.024)	5.834 *** (0.027)
genderMale		-139.039 *** (27.703)	-81.540 ** (26.826)
regionNorth/West		-14.466 (43.446)	-35.862 (40.995)
regionNorthern		-34.672 (44.120)	-57.909 (42.545)
regionSouthern		5.224 (41.805)	-1.224 (39.074)
regionWestern		-5.537 (39.876)	-22.556 (38.103)
age		0.367 (0.476)	-0.287 (0.344)
remoteness_areaInner regional		79.092 (60.946)	56.495 (61.182)
remoteness_areaMajor cities		107.930 + (62.675)	48.546 (63.538)
remoteness_areaOuter regional		66.038 (63.755)	34.426 (63.577)
remoteness_areaRemote		32.033 (69.137)	51.963 (68.042)
remoteness_areaVery remote		-48.436 (82.523)	-40.777 (80.245)
time_in_sample		-0.108 + (0.062)	-0.018 (0.059)
dv_flag_before			-57.561 * (27.764)
breach_flag_before			-130.190 *** (27.374)
cases_before			-28.021 *** (3.709)
N	2,939	1,994	1,994

*** $p < 0.001$; ** $p < 0.01$; * $p < 0.05$; + $p < 0.1$.

**Table A10. Regression tables: Average days until the defendant breached their ADVO (if ever)
(IV - three months)**

	(1)	(2)
offer_accepted	3.838 (28.019)	12.028 (27.605)
(Intercept)	265.393 *** (8.467)	-35.182 *** (8.421)
gender		22.246 * (8.852)
regionNorth/West		0.000 (NA)
regionNorthern		3.115 (13.663)
regionSouthern		-3.891 (14.452)
regionWestern		-1.567 (12.521)
age		-3.286 (12.271)
remoteness_areaInner regional		-0.035 (0.090)
remoteness_areaMajor cities		0.000 (NA)
remoteness_areaOuter regional		7.704 (19.183)
remoteness_areaRemote		4.982 (19.548)
remoteness_areaVery remote		6.734 (20.113)
dv_flag_before		-6.776 (21.201)
breach_flag_before		1.146 (27.858)
cases_before		-28.700 ** (9.562)
N		

*** $p < 0.001$; ** $p < 0.01$; * $p < 0.05$; + $p < 0.1$.

**Table A11. Regression tables: Average days until the defendant breached their ADVO (if ever)
(IV - six months)**

	(1)	(2)
offer_accepted	-8.998 (46.088)	6.453 (44.493)
(Intercept)	460.229 *** (12.695)	-64.662 *** (13.789)
gender		43.192 ** (14.028)
regionNorth/West		0.000 (NA)
regionNorthern		17.015 (21.810)
regionSouthern		-2.342 (23.190)
regionWestern		5.195 (19.487)
age		0.333 (19.565)
remoteness_areaInner regional		-0.170 (0.168)
remoteness_areaMajor cities		0.000 (NA)
remoteness_areaOuter regional		24.502 (30.975)
remoteness_areaRemote		17.678 (31.675)
remoteness_areaVery remote		16.661 (32.201)
dv_flag_before		-9.135 (33.995)
breach_flag_before		-3.877 (44.001)
cases_before		-44.258 ** (14.810)
N		

*** $p < 0.001$; ** $p < 0.01$; * $p < 0.05$; + $p < 0.1$.

**Table A12. Regression tables: Average days until the defendant breached their ADVO (if ever)
(IV - twelve months)**

	(1)	(2)
offer_accepted	0.662 (89.305)	27.702 (83.611)
(Intercept)	813.709 *** (23.293)	-128.864 *** (27.624)
gender		80.999 ** (26.889)
regionNorth/West		0.000 (NA)
regionNorthern		-31.449 (42.835)
regionSouthern		-51.534 (44.992)
regionWestern		2.010 (38.967)
age		-18.858 (39.352)
remoteness_areaInner regional		-0.282 (0.339)
remoteness_areaMajor cities		0.000 (NA)
remoteness_areaOuter regional		53.427 (61.592)
remoteness_areaRemote		45.713 (63.878)
remoteness_areaVery remote		33.208 (63.899)
dv_flag_before		49.371 (68.221)
breach_flag_before		-42.558 (80.372)
cases_before		-59.881 * (28.241)
N		

*** $p < 0.001$; ** $p < 0.01$; * $p < 0.05$; + $p < 0.1$.

**Table A13. Regression tables: Proportion of defendants that committed a DV related offence
(three months)**

	OLS	Logistic	OLS	Logistic
(Intercept)	0.068 *** (0.006)		0.024 (0.043)	
treatmentEstimated effect	0.003 (0.008)	0.003 (0.008)	0.001 (0.012)	0.000 (0.012)
genderMale			0.032 ** (0.012)	0.036 ** (0.013)
regionNorth/West			0.008 (0.021)	0.010 (0.021)
regionNorthern			0.018 (0.022)	0.020 (0.023)
regionSouthern			0.002 (0.019)	0.005 (0.019)
regionWestern			0.025 (0.019)	0.025 (0.020)
age			0.000 (0.000)	0.000 (0.000)
remoteness_areaInner regional			-0.017 (0.039)	-0.013 (0.035)
remoteness_areaMajor cities			-0.016 (0.039)	-0.012 (0.036)
remoteness_areaOuter regional			-0.022 (0.041)	-0.017 (0.036)
remoteness_areaRemote			-0.013 (0.044)	-0.011 (0.039)
remoteness_areaVery remote			0.003 (0.058)	0.006 (0.051)
time_in_sample			0.000 (0.000)	0.000 (0.000)
dv_flag_before			0.029 * (0.012)	0.047 ** (0.017)
breach_flag_before			0.082 *** (0.020)	0.055 *** (0.014)
cases_before			0.011 *** (0.002)	0.008 *** (0.002)
N	3,751	3,751	2,492	2,492

*** $p < 0.001$; ** $p < 0.01$; * $p < 0.05$; + $p < 0.1$.

**Table A14. Regression tables: Proportion of defendants that committed a DV related offence
(six months)**

	OLS	Logistic	OLS	Logistic
(Intercept)	0.101 *** (0.007)		0.034 (0.056)	
treatmentEstimated effect	0.010 (0.010)	0.010 (0.010)	0.013 (0.014)	0.012 (0.014)
genderMale			0.043 ** (0.014)	0.047 ** (0.016)
regionNorth/West			-0.037 (0.025)	-0.037 (0.027)
regionNorthern			0.007 (0.028)	0.009 (0.031)
regionSouthern			-0.027 (0.023)	-0.026 (0.025)
regionWestern			-0.005 (0.024)	-0.006 (0.026)
age			0.000 (0.001)	0.000 (0.001)
remoteness_areaInner regional			-0.009 (0.044)	-0.008 (0.041)
remoteness_areaMajor cities			0.000 (0.044)	-0.001 (0.043)
remoteness_areaOuter regional			-0.009 (0.045)	-0.008 (0.043)
remoteness_areaRemote			0.044 (0.050)	0.043 (0.048)
remoteness_areaVery remote			0.076 (0.070)	0.076 (0.068)
time_in_sample			0.000 (0.000)	0.000 (0.000)
dv_flag_before			0.032 * (0.015)	0.049 ** (0.019)
breach_flag_before			0.121 *** (0.024)	0.085 *** (0.017)
cases_before			0.017 *** (0.003)	0.014 *** (0.002)
N	3,715	3,715	2,469	2,469

*** $p < 0.001$; ** $p < 0.01$; * $p < 0.05$; + $p < 0.1$.

Table A15. Regression tables: Proportion of defendants that committed a DV related offence (twelve months)

	OLS	Logistic	OLS	Logistic
(Intercept)	0.163 *** (0.010)		0.137 + (0.080)	
treatmentEstimated effect	-0.005 (0.014)	-0.005 (0.014)	-0.008 (0.018)	-0.009 (0.018)
genderMale			0.046 * (0.019)	0.049 * (0.020)
regionNorth/West			0.028 (0.034)	0.028 (0.035)
regionNorthern			0.056 (0.036)	0.057 (0.038)
regionSouthern			-0.024 (0.029)	-0.022 (0.030)
regionWestern			0.021 (0.031)	0.021 (0.032)
age			0.000 (0.001)	0.000 (0.001)
remoteness_areaInner regional			-0.061 (0.062)	-0.055 (0.059)
remoteness_areaMajor cities			-0.064 (0.062)	-0.058 (0.061)
remoteness_areaOuter regional			-0.072 (0.063)	-0.064 (0.061)
remoteness_areaRemote			-0.078 (0.068)	-0.072 (0.064)
remoteness_areaVery remote			0.019 (0.087)	0.021 (0.082)
time_in_sample			0.000 (0.000)	0.000 (0.000)
dv_flag_before			0.018 (0.020)	0.029 (0.022)
breach_flag_before			0.142 *** (0.030)	0.109 *** (0.023)
cases_before			0.024 *** (0.004)	0.021 *** (0.003)
N	2,939	2,939	1,994	1,994

*** $p < 0.001$; ** $p < 0.01$; * $p < 0.05$; + $p < 0.1$.

**Table A16. Regression tables: Proportion of defendants that committed a DV related offence
(IV - three months)**

	Basic	Full
What's Your Plan	0.011 (0.032)	0.002 (0.046)
N		

*** $p < 0.001$; ** $p < 0.01$; * $p < 0.05$; + $p < 0.1$.

**Table A17. Regression tables: Proportion of defendants that committed a DV related offence
(IV - six months)**

	Basic	Full
What's Your Plan	0.040 (0.039)	0.049 (0.056)
N		

*** $p < 0.001$; ** $p < 0.01$; * $p < 0.05$; + $p < 0.1$.

**Table A18. Regression tables: Proportion of defendants that committed a DV related offence
(IV - twelve months)**

	Basic	Full
What's Your Plan	-0.017 (0.052)	-0.030 (0.068)
N		

*** $p < 0.001$; ** $p < 0.01$; * $p < 0.05$; + $p < 0.1$.

Table A19. Regression tables: Average days until the defendant committed a DV related offence (if ever) (three months)

	basic	demographics	previous_history
(Intercept)	248.101 *** (7.435)	216.512 *** (24.103)	262.548 *** (24.949)
treatmentEstimated effect	-1.581 (6.528)	-2.090 (6.485)	1.076 (6.236)
logSigma	4.695 *** (0.029)	4.593 *** (0.031)	4.528 *** (0.032)
genderMale		-38.741 *** (8.036)	-21.921 ** (7.872)
regionNorth/West		-2.509 (12.101)	-6.598 (11.966)
regionNorthern		-9.243 (12.511)	-14.691 (12.585)
regionSouthern		3.159 (11.827)	-1.251 (11.531)
regionWestern		-9.206 (10.851)	-14.341 (10.861)
age		0.582 * (0.284)	0.178 (0.275)
remoteness_areaInner regional		10.998 (17.798)	3.943 (17.592)
remoteness_areaMajor cities		16.782 (18.124)	-0.367 (18.051)
remoteness_areaOuter regional		9.202 (18.608)	2.630 (18.262)
remoteness_areaRemote		-7.813 (19.789)	-5.802 (19.449)
remoteness_areaVery remote		-5.084 (25.178)	-4.811 (24.544)
time_in_sample		0.000 (0.014)	0.015 (0.014)
dv_flag_before			-23.809 ** (8.322)
breach_flag_before			-34.747 *** (7.634)
cases_before			-5.675 *** (1.036)
N	3,751	2,492	2,492

*** $p < 0.001$; ** $p < 0.01$; * $p < 0.05$; + $p < 0.1$.

Table A20. Regression tables: Average days until the defendant committed a DV related offence (if ever) (six months)

	basic	demographics	previous_history
(Intercept)	430.226 *** (11.230)	373.255 *** (39.391)	452.998 *** (36.229)
treatmentEstimated effect	-6.451 (10.858)	-7.032 (10.653)	-2.699 (10.199)
logSigma	5.331 *** (0.023)	5.206 *** (0.024)	5.133 *** (0.026)
genderMale		-69.927 *** (12.802)	-39.528 ** (12.465)
regionNorth/West		19.588 (19.731)	10.948 (19.152)
regionNorthern		-2.963 (20.405)	-14.578 (20.101)
regionSouthern		20.370 (18.708)	13.303 (17.915)
regionWestern		-1.588 (17.621)	-9.733 (17.316)
age		0.555 (0.459)	-0.025 (0.158)
remoteness_areaInner regional		22.983 (29.599)	9.705 (28.917)
remoteness_areaMajor cities		31.601 (30.149)	0.555 (29.586)
remoteness_areaOuter regional		21.506 (30.836)	8.611 (30.075)
remoteness_areaRemote		-24.027 (32.579)	-19.604 (31.653)
remoteness_areaVery remote		-35.295 (39.659)	-37.385 (39.060)
time_in_sample		-0.012 (0.023)	0.019 (0.022)
dv_flag_before			-36.503 ** (13.141)
breach_flag_before			-67.921 *** (12.470)
cases_before			-12.124 *** (1.660)
N	3,715	2,469	2,469

*** $p < 0.001$; ** $p < 0.01$; * $p < 0.05$; + $p < 0.1$.

Table A21. Regression tables: Average days until the defendant committed a DV related offence (if ever) (twelve months)

	basic	demographics	previous_history
(Intercept)	722.166 *** (19.534)	608.243 *** (77.417)	732.557 *** (70.833)
treatmentEstimated effect	4.242 (20.351)	-2.325 (19.965)	8.536 (18.957)
logSigma	5.954 *** (0.021)	5.826 *** (0.022)	5.750 *** (0.025)
genderMale		-105.336 *** (23.337)	-53.310 * (22.521)
regionNorth/West		-3.901 (37.710)	-20.901 (35.937)
regionNorthern		-38.263 (38.443)	-54.565 (37.483)
regionSouthern		37.370 (36.137)	33.613 (33.941)
regionWestern		-13.809 (34.738)	-26.036 (33.562)
age		1.205 (0.866)	0.066 (0.295)
remoteness_areaInner regional		58.982 (53.382)	30.605 (52.363)
remoteness_areaMajor cities		88.459 (55.406)	26.361 (54.680)
remoteness_areaOuter regional		67.710 (55.881)	32.921 (54.747)
remoteness_areaRemote		19.394 (60.339)	27.718 (58.726)
remoteness_areaVery remote		-40.402 (73.844)	-42.783 (71.157)
time_in_sample		-0.055 (0.053)	0.026 (0.051)
dv_flag_before			-37.671 (23.475)
breach_flag_before			-126.703 *** (23.783)
cases_before			-25.203 *** (3.198)
N	2,939	1,994	1,994

*** $p < 0.001$; ** $p < 0.01$; * $p < 0.05$; + $p < 0.1$.

**Table A22. Regression tables: Average days until the defendant committed a DV related offence (if ever)
(IV - three months)**

	(1)	(2)
offer_accepted	-5.600 (25.050)	4.650 (24.478)
(Intercept)	247.010 *** (7.286)	-34.171 *** (7.617)
gender		21.899 ** (7.862)
regionNorth/West		0.000 (NA)
regionNorthern		-5.963 (12.531)
regionSouthern		-13.973 (13.112)
regionWestern		-0.914 (11.444)
age		-13.559 (11.392)
remoteness_arealInner regional		0.194 (0.277)
remoteness_areaMajor cities		0.000 (NA)
remoteness_areaOuter regional		3.895 (17.509)
remoteness_areaRemote		-0.814 (18.005)
remoteness_areaVery remote		2.063 (18.245)
dv_flag_before		-6.187 (19.382)
breach_flag_before		-5.135 (24.554)
cases_before		-23.344 ** (8.265)
N		

*** $p < 0.001$; ** $p < 0.01$; * $p < 0.05$; + $p < 0.1$.

**Table A23. Regression tables: Average days until the defendant committed a DV related offence (if ever)
(IV - six months)**

	(1)	(2)
offer_accepted	-25.096 (41.851)	-10.099 (40.072)
(Intercept)	428.787 *** (11.105)	-67.586 *** (12.463)
gender		40.017 ** (12.485)
regionNorth/West		0.000 (NA)
regionNorthern		9.699 (20.082)
regionSouthern		-15.576 (21.066)
regionWestern		13.331 (17.816)
age		-10.779 (18.211)
remoteness_areaInner regional		-0.017 (0.158)
remoteness_areaMajor cities		0.000 (NA)
remoteness_areaOuter regional		9.943 (28.800)
remoteness_areaRemote		0.499 (29.521)
remoteness_areaVery remote		8.401 (30.042)
dv_flag_before		-19.867 (31.565)
breach_flag_before		-37.010 (38.903)
cases_before		-35.244 ** (13.144)
N		

*** $p < 0.001$; ** $p < 0.01$; * $p < 0.05$; + $p < 0.1$.

**Table A24. Regression tables: Average days until the defendant committed a DV related offence (if ever)
(IV - twelve months)**

	(1)	(2)
offer_accepted	15.424 (77.663)	32.095 (71.789)
(Intercept)	721.472 *** (19.522)	-124.431 *** (23.984)
gender		52.996 * (22.621)
regionNorth/West		0.000 (NA)
regionNorthern		-15.817 (37.579)
regionSouthern		-48.670 (39.092)
regionWestern		36.824 (33.952)
age		-21.442 (34.632)
remoteness_arealInner regional		0.074 (0.292)
remoteness_areaMajor cities		0.000 (NA)
remoteness_areaOuter regional		28.170 (52.876)
remoteness_areaRemote		23.536 (55.217)
remoteness_areaVery remote		31.112 (55.257)
dv_flag_before		24.633 (59.060)
breach_flag_before		-45.462 (71.457)
cases_before		-39.389 + (23.803)
N		

*** $p < 0.001$; ** $p < 0.01$; * $p < 0.05$; + $p < 0.1$.