

# NSW CUSTODY STATISTICS

June 2024



## YOUTH DETENTION POPULATION

175

in June 2023

247

in June 2024



### CUSTODY STATUS

Between June 2023 and June 2024



### GENDER

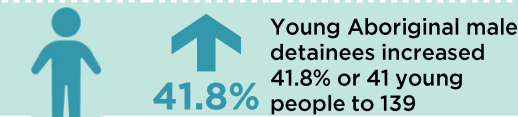
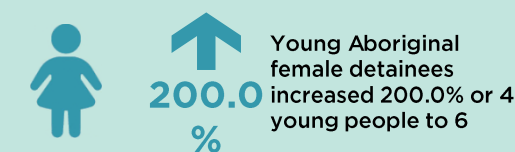
Between June 2023 and June 2024



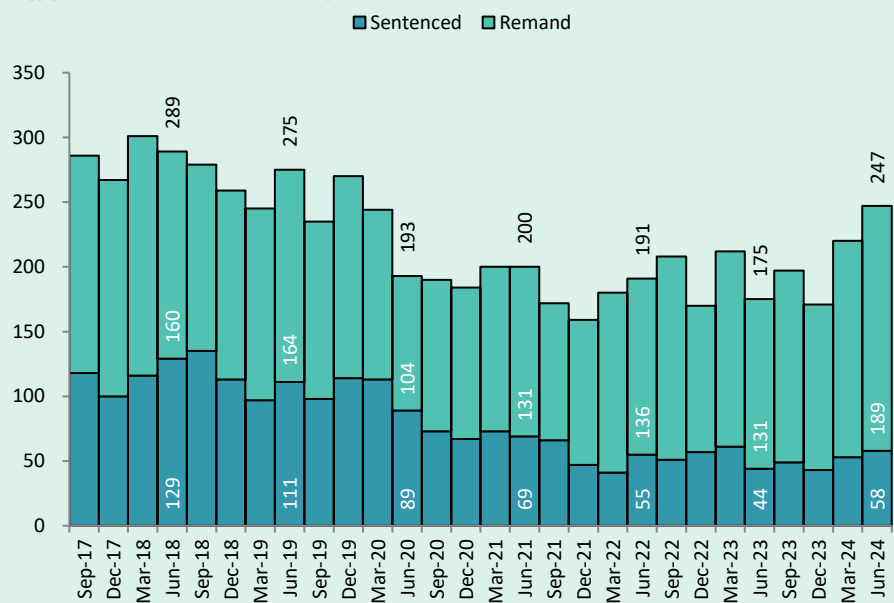
### ABORIGINAL OVER-REPRESENTATION



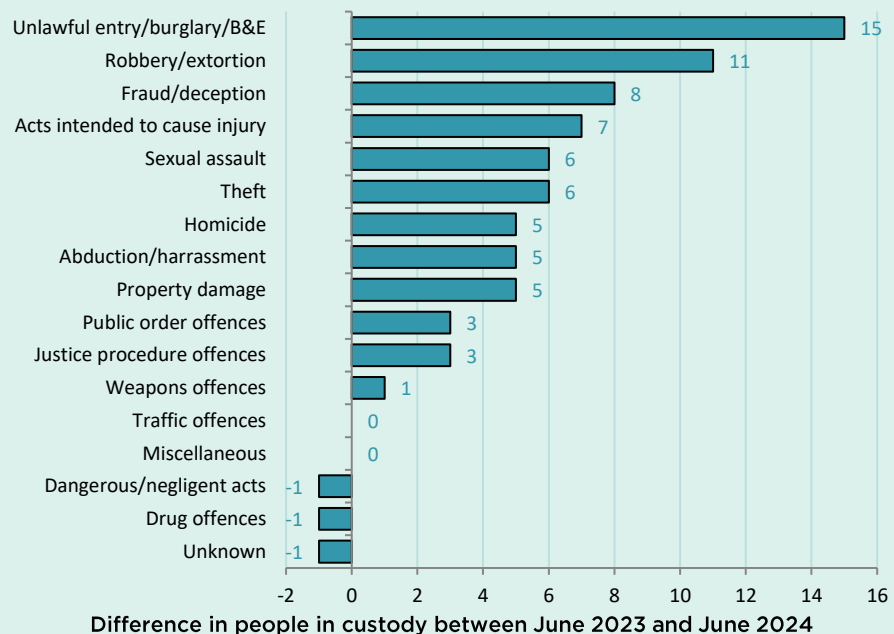
Between June 2023 and June 2024



### QUARTERLY TRENDS



### CHANGE IN YOUTH CUSTODY BY OFFENCE



# NSW CUSTODY STATISTICS

## June 2024

### PRISON POPULATION

**12,279** **12,917**

in June 2023

in June 2024



#### LEGAL STATUS

Between June 2023 and June 2024



↑  
19.3%

Remand population increased 19.3% or 932 people to 5,763



↓  
3.9%

Sentenced population decreased 3.9% or 294 people to 7,154

#### GENDER

Between June 2023 and June 2024



↑  
5.3%

Female custody population increased 5.3% or 43 people to 855



↑  
5.2%

Male custody population increased 5.2% or 595 people to 12,062

#### ABORIGINAL OVER-REPRESENTATION\*

In Jun 2023

**30.1%**

of prisoners were Aboriginal

In Jun 2024

**31.3%**

of prisoners were Aboriginal

Between June 2023 and June 2024



↑  
15.3%

Aboriginal female custody population increased 15.3% or 49 people to 369

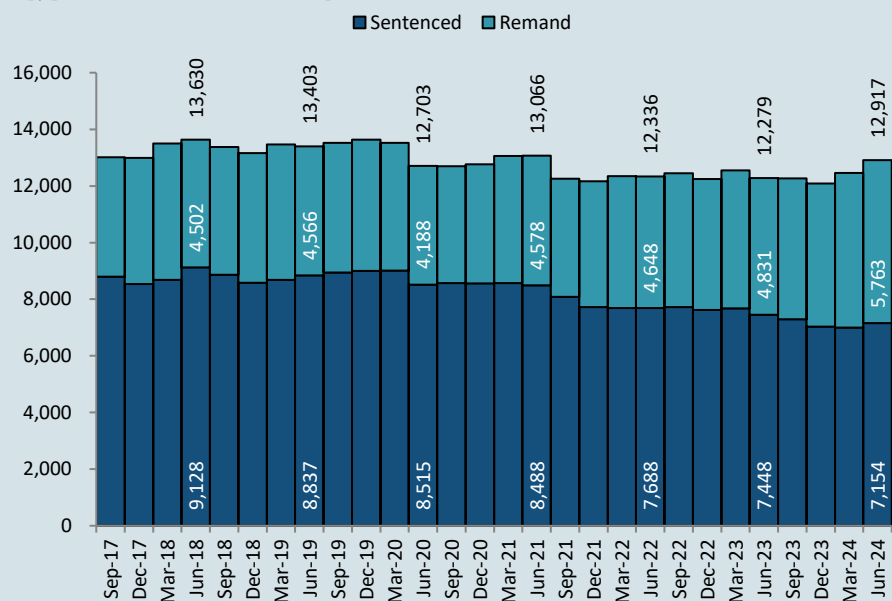


↑  
8.7%

Aboriginal male custody population increased 8.7% or 294 people to 3,670

\*Due to delays in identification of Aboriginal status the number of Aboriginal persons in adult custody is potentially undercounted by up to 2% in more recent months.

#### QUARTERLY TRENDS



#### CHANGE IN PRISON NUMBERS BY OFFENCE

