

NSW CUSTODY STATISTICS

December 2024



YOUTH DETENTION POPULATION

171

in December 2023

225

in December 2024



CUSTODY STATUS

Between December 2023 and December 2024



↑
34.4%

Remand population increased 34.4% or 44 young people to 172



↑
23.3%

Sentenced population increased 23.3% or 10 young people to 53

GENDER

Between December 2023 and December 2024



↑
66.7%

Young female detainees increased 66.7% or 6 young people to 15



↑
29.6%

Young male detainees increased 29.6% or 48 young people to 172

ABORIGINAL OVER-REPRESENTATION



Between December 2023 and December 2024



↑
100.0%

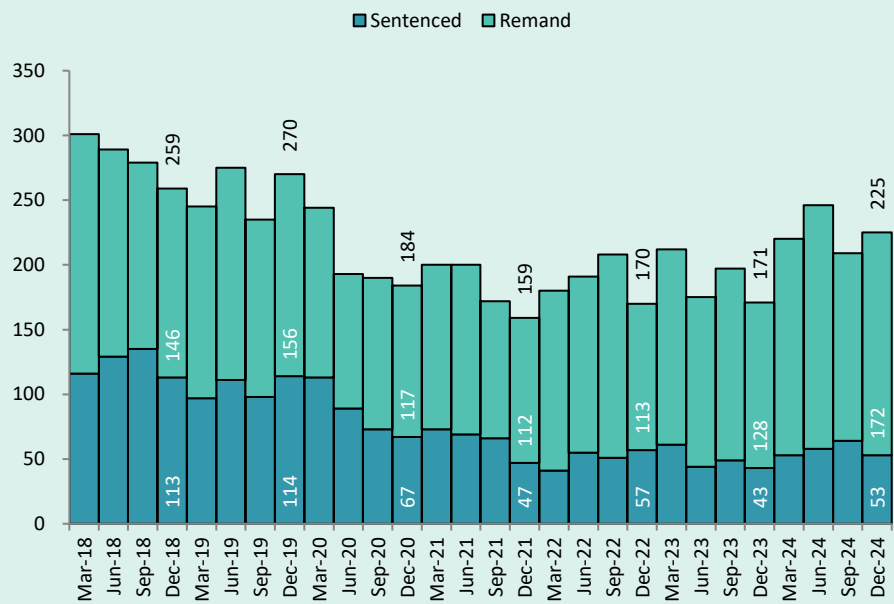
Young Aboriginal female detainees increased 100.0% or 4 young people to 8



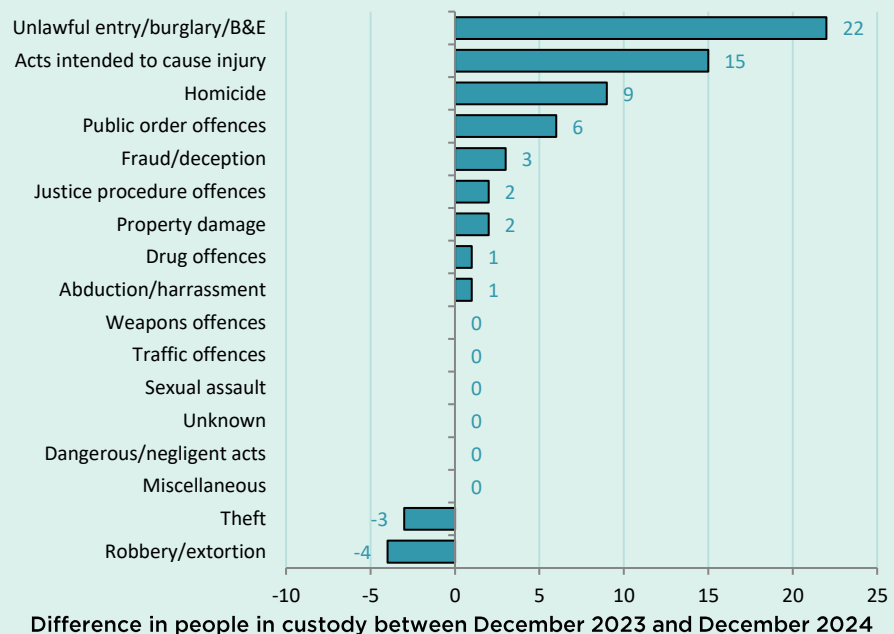
↑
18.6%

Young Aboriginal male detainees increased 18.6% or 19 young people to 121

QUARTERLY TRENDS



CHANGE IN YOUTH CUSTODY BY OFFENCE



NSW CUSTODY STATISTICS

December 2024

PRISON POPULATION

12,091 **12,736**

in December 2023

in December 2024



LEGAL STATUS

Between December 2023 and December 2024



↑
10.6%

Remand population increased 10.6% or 538 people to 5,593



↑
1.5%

Sentenced population increased 1.5% or 107 people to 7,143

GENDER

Between December 2023 and December 2024



↑
12.6%

Female custody population increased 12.6% or 97 people to 865



↑
4.8%

Male custody population increased 4.8% or 548 people to 11,871

ABORIGINAL OVER-REPRESENTATION*

In Dec 2023

31.0%

of prisoners were Aboriginal

In Dec 2024

32.3%

of prisoners were Aboriginal

Between December 2023 and December 2024



↑
13.2%

Aboriginal female custody population increased 13.2% or 42 people to 360

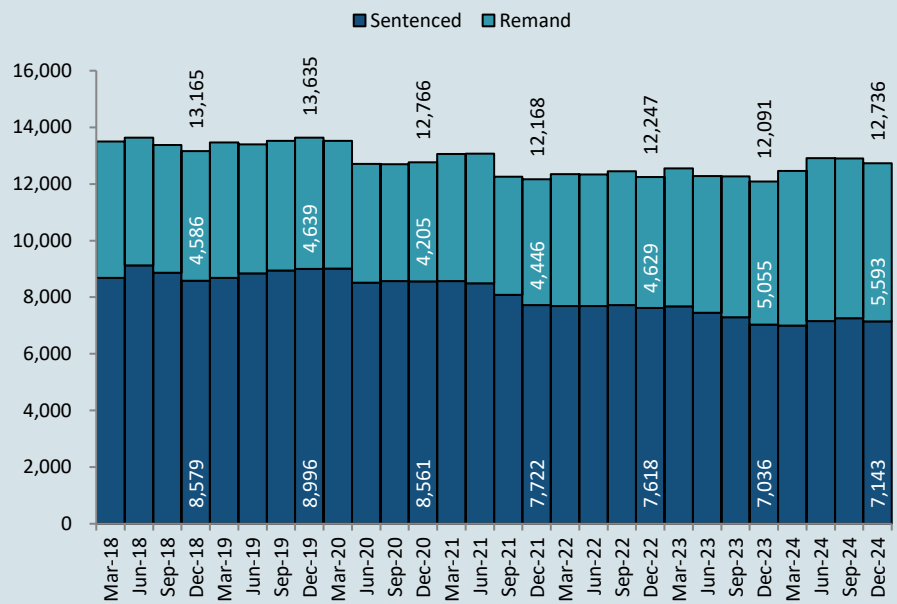


↑
9.4%

Aboriginal male custody population increased 9.4% or 322 people to 3,754

*Due to delays in identification of Aboriginal status the number of Aboriginal persons in adult custody is potentially undercounted by up to 2% in more recent months.

QUARTERLY TRENDS



CHANGE IN PRISON NUMBERS BY OFFENCE

