

NSW CUSTODY STATISTICS

March 2024



YOUTH DETENTION POPULATION

212

in March 2023

223

in March 2024



CUSTODY STATUS

Between March 2023 and March 2024



↑
11.9%

Remand population increased 11.9% or 18 young people to 169

↓
11.5%

Sentenced population decreased 11.5% or 7 young people to 54

GENDER

Between March 2023 and March 2024



↑
46.2%

Young female detainees increased 46.2% or 6 young people to 19

↑
2.5%

Young male detainees increased 2.5% or 5 young people to 204

ABORIGINAL OVER-REPRESENTATION



Between March 2023 and March 2024



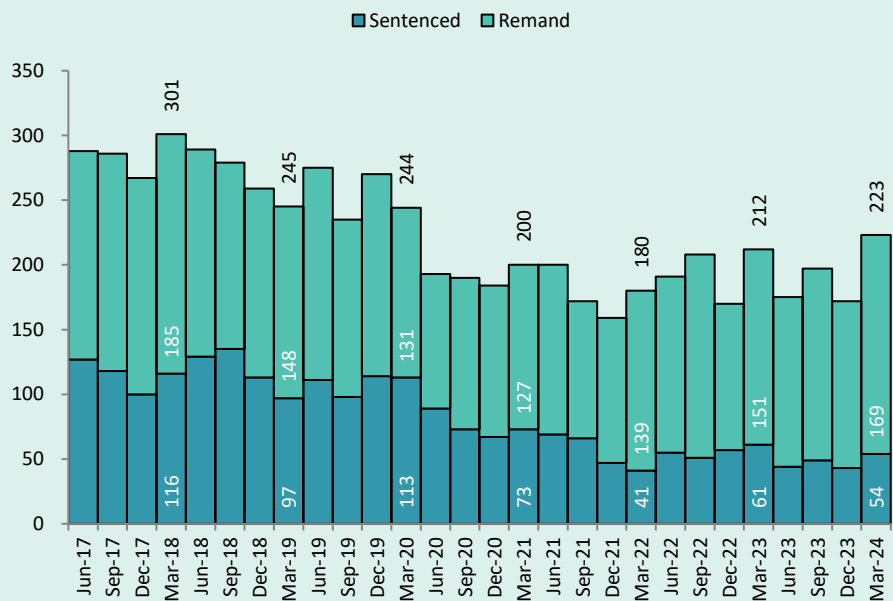
↑
50.0%

Young Aboriginal female detainees increased 50.0% or 5 young people to 15

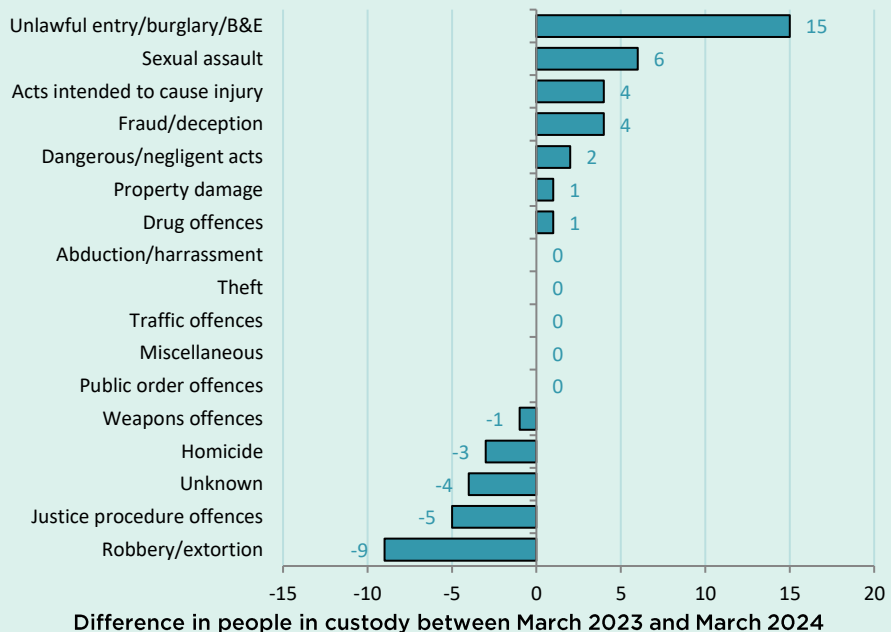
↑
19.8%

Young Aboriginal male detainees increased 19.8% or 22 young people to 133

QUARTERLY TRENDS



CHANGE IN YOUTH CUSTODY BY OFFENCE



NSW CUSTODY STATISTICS

March 2024

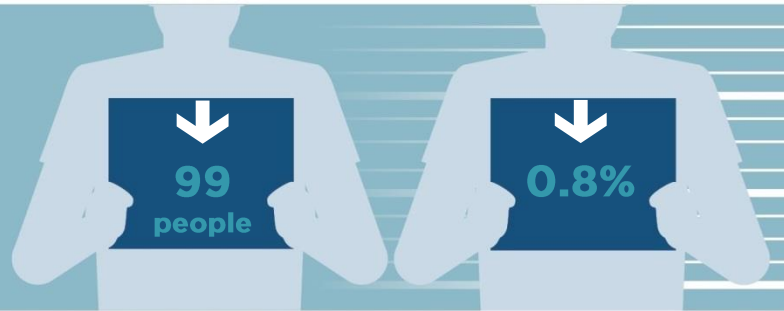
PRISON POPULATION

12,555

in March 2023

12,456

in March 2024



LEGAL STATUS

Between March 2023 and March 2024



11.7%

Remand population increased 11.7% or 573 people to 5,452



8.8%

Sentenced population decreased 8.8% or 672 people to 7,004

GENDER

Between March 2023 and March 2024



0.4%

Female custody population increased 0.4% or 3 people to 837



0.9%

Male custody population decreased 0.9% or 102 people to 11,619

ABORIGINAL OVER-REPRESENTATION*

In Mar 2023

30.0%

of prisoners were Aboriginal

In Mar 2024

30.8%

of prisoners were Aboriginal

Between March 2023 and March 2024



5.8%

Aboriginal female custody population increased 5.8% or 19 people to 349

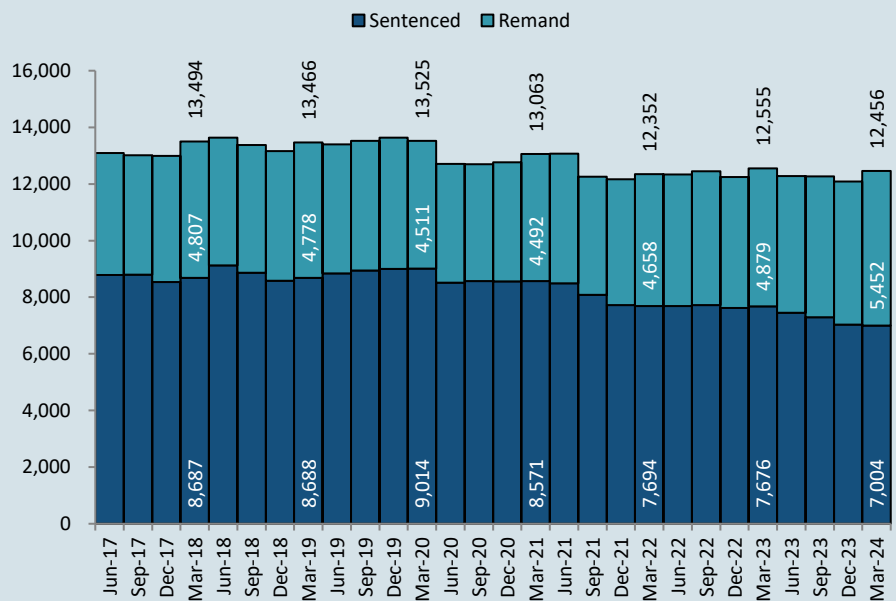


1.7%

Aboriginal male custody population increased 1.7% or 57 people to 3,492

*Due to delays in identification of Aboriginal status the number of Aboriginal persons in adult custody is potentially undercounted by up to 2% in more recent months.

QUARTERLY TRENDS



CHANGE IN PRISON NUMBERS BY OFFENCE

