

NSW CUSTODY STATISTICS

December 2020



YOUTH DETENTION POPULATION

270

in December 2019

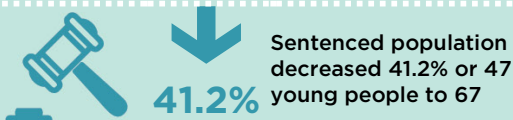
184

in December 2020



CUSTODY STATUS

Between December 2019 and December 2020



GENDER

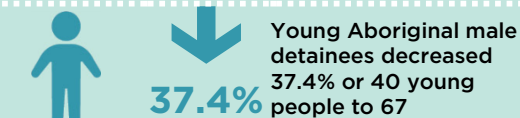
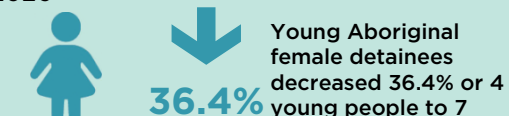
Between December 2019 and December 2020



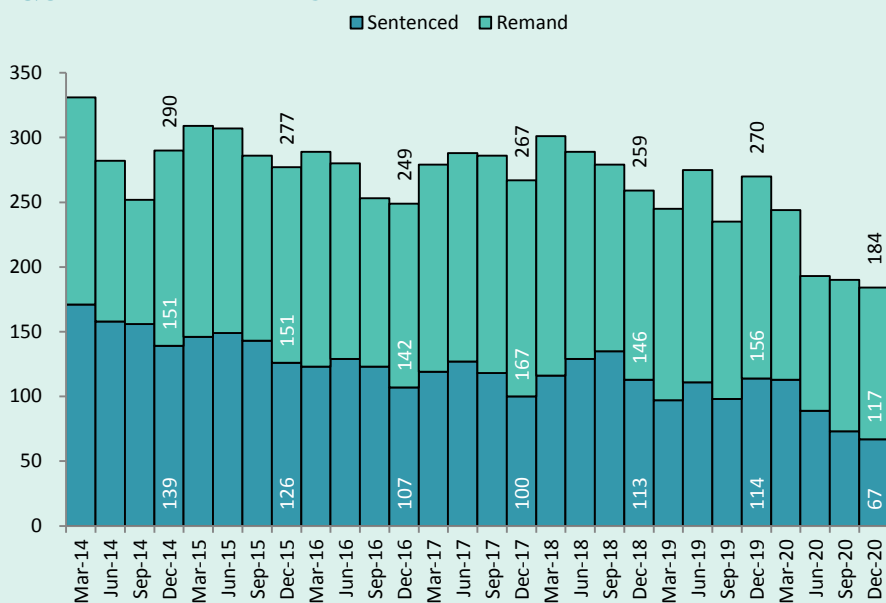
ABORIGINAL OVER-REPRESENTATION



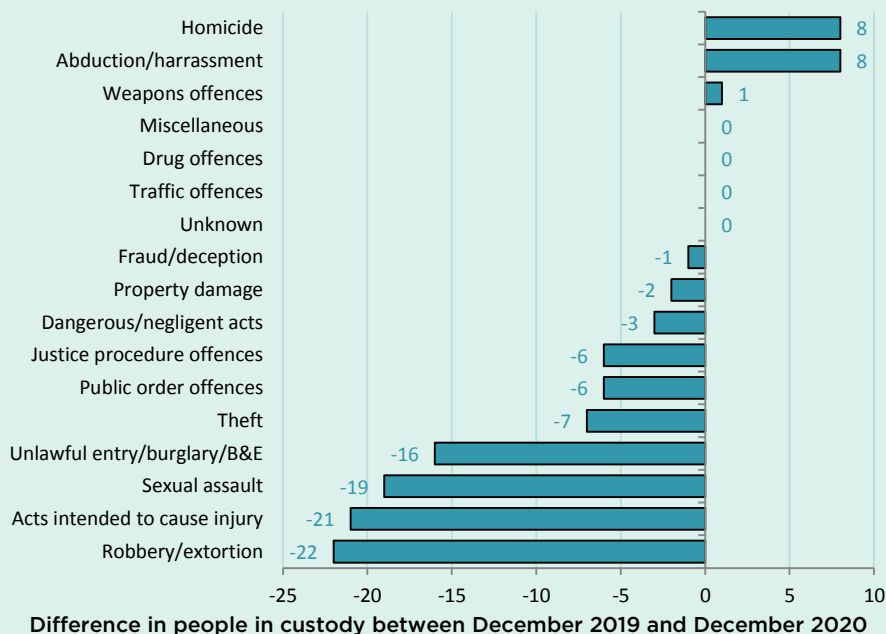
Between December 2019 and December 2020



QUARTERLY TRENDS



CHANGE IN YOUTH CUSTODY BY OFFENCE



NSW CUSTODY STATISTICS

December 2020

PRISON POPULATION

13,635 **12,766**

in December 2019

in December 2020



LEGAL STATUS

Between December 2019 and December 2020



9.4%

Remand population decreased 9.4% or 434 people to 4,205



4.8%

Sentenced population decreased 4.8% or 435 people to 8,561

GENDER

Between December 2019 and December 2020



12.1%

Female custody population decreased 12.1% or 119 people to 862



5.9%

Male custody population decreased 5.9% or 750 people to 11,904

ABORIGINAL OVER-REPRESENTATION*

In Dec 2019

25.6%

of prisoners were Aboriginal

In Dec 2020

25.5%

of prisoners were Aboriginal

Between December 2019 and December 2020



10.2%

Aboriginal female custody population decreased 10.2% or 32 people to 282

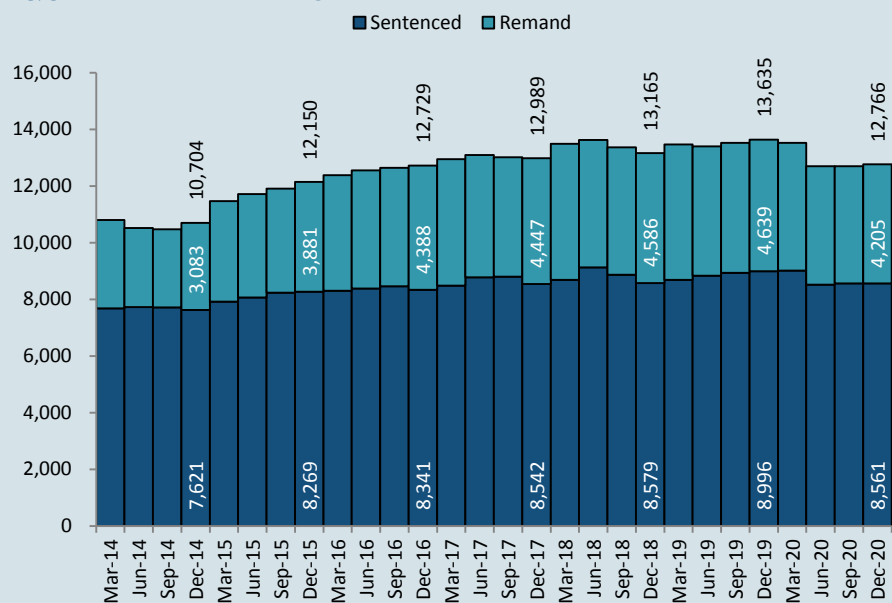


6.5%

Aboriginal male custody population decreased 6.5% or 207 people to 2,971

*Due to delays in identification of Aboriginal status the number of Aboriginal persons in adult custody is potentially undercounted by up to 2% in more recent months.

QUARTERLY TRENDS



CHANGE IN PRISON NUMBERS BY OFFENCE

