

NSW CUSTODY STATISTICS

March 2022



YOUTH DETENTION POPULATION

201

in March 2021

183

in March 2022



CUSTODY STATUS

Between March 2021 and March 2022



↑
10.2%

Remand population increased 10.2% or 13 young people to 141



↓
42.5%

Sentenced population decreased 42.5% or 31 young people to 42

GENDER

Between March 2021 and March 2022



↓
47.4%

Young female detainees decreased 47.4% or 9 young people to 10



↓
4.9%

Young male detainees decreased 4.9% or 9 young people to 173

ABORIGINAL OVER-REPRESENTATION

In Mar 2021

41.8%

of young people in custody were Aboriginal

In Mar 2022

51.4%

of young people in custody were Aboriginal

Between March 2021 and March 2022



↓
25.0%

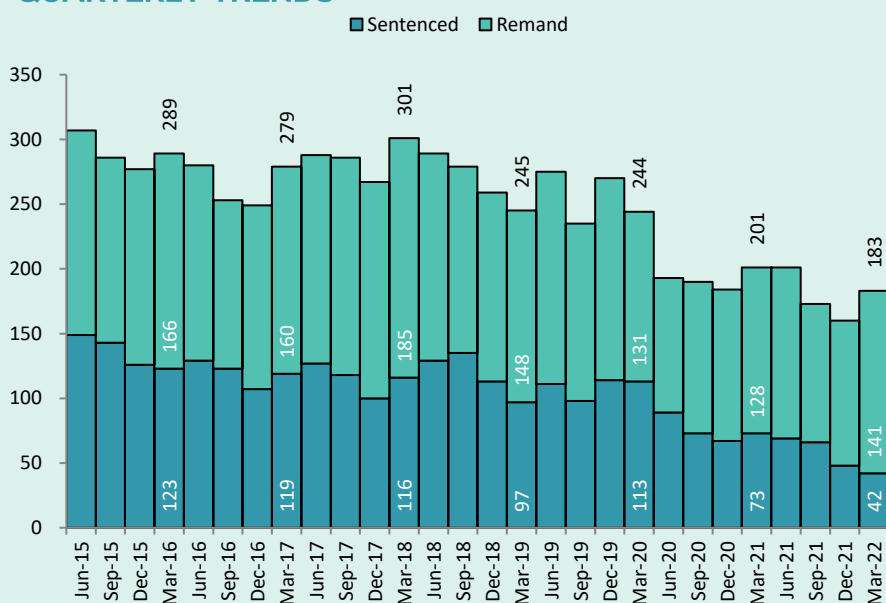
Young Aboriginal female detainees decreased 25.0% or 2 young people to 6



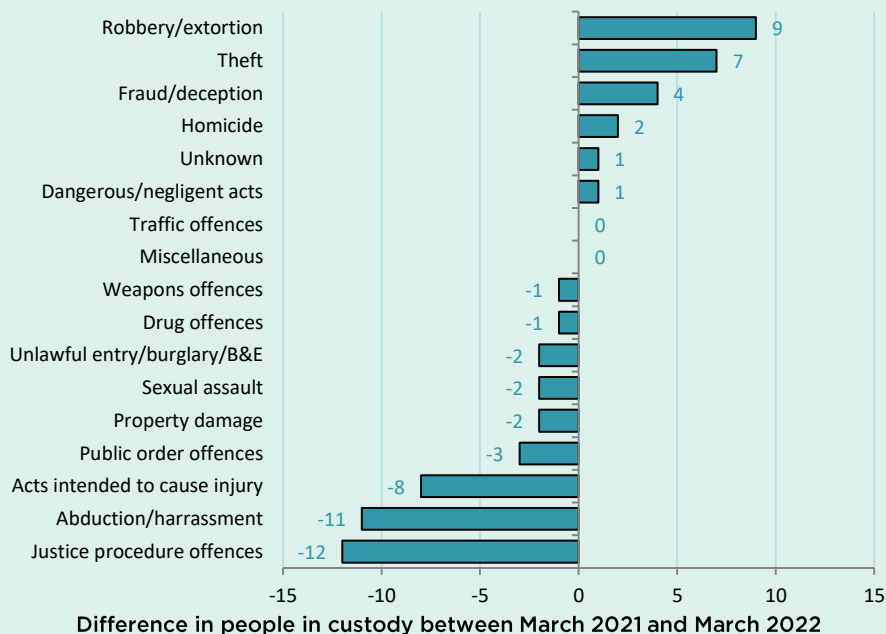
↑
15.8%

Young Aboriginal male detainees increased 15.8% or 12 young people to 88

QUARTERLY TRENDS



CHANGE IN YOUTH CUSTODY BY OFFENCE



NSW CUSTODY STATISTICS

March 2022

PRISON POPULATION

13,063 **12,352**

in March 2021

in March 2022



LEGAL STATUS

Between March 2021 and March 2022



3.7%

Remand population increased 3.7% or 166 people to 4,658



10.2%

Sentenced population decreased 10.2% or 877 people to 7,694

GENDER

Between March 2021 and March 2022



2.0%

Female custody population decreased 2.0% or 17 people to 833



5.7%

Male custody population decreased 5.7% or 694 people to 11,519

ABORIGINAL OVER-REPRESENTATION*

In Mar 2021

27.0%

of prisoners were Aboriginal

In Mar 2022

27.8%

of prisoners were Aboriginal

Between March 2021 and March 2022



7.6%

Aboriginal female custody population increased 7.6% or 22 people to 312

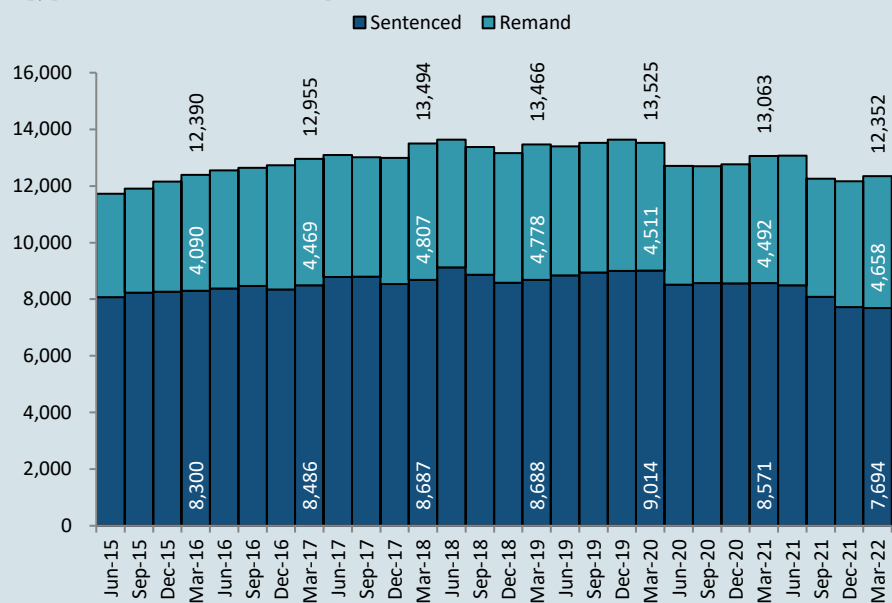


3.6%

Aboriginal male custody population decreased 3.6% or 117 people to 3,126

*Due to delays in identification of Aboriginal status the number of Aboriginal persons in adult custody is potentially undercounted by up to 2% in more recent months.

QUARTERLY TRENDS



CHANGE IN PRISON NUMBERS BY OFFENCE

