

NSW CUSTODY STATISTICS

December 2022



YOUTH DETENTION POPULATION

160

in December 2021

174

in December 2022



CUSTODY STATUS

Between December 2021 and December 2022



0.0%

Remand population no change 0.0% or 0 young people to 112



29.2%

Sentenced population increased 29.2% or 14 young people to 62

GENDER

Between December 2021 and December 2022



18.2%

Young female detainees decreased 18.2% or 2 young people to 9



10.7%

Young male detainees increased 10.7% or 16 young people to 165

ABORIGINAL OVER-REPRESENTATION

In Dec 2021

43.1%

of young people in custody were Aboriginal

In Dec 2022

50.6%

of young people in custody were Aboriginal

Between December 2021 and December 2022



57.1%

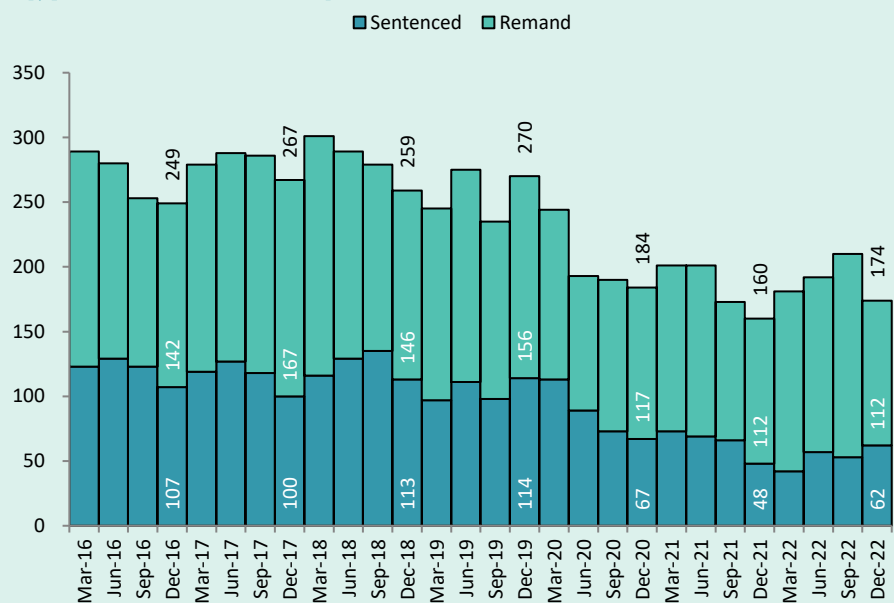
Young Aboriginal female detainees decreased 57.1% or 4 young people to 3



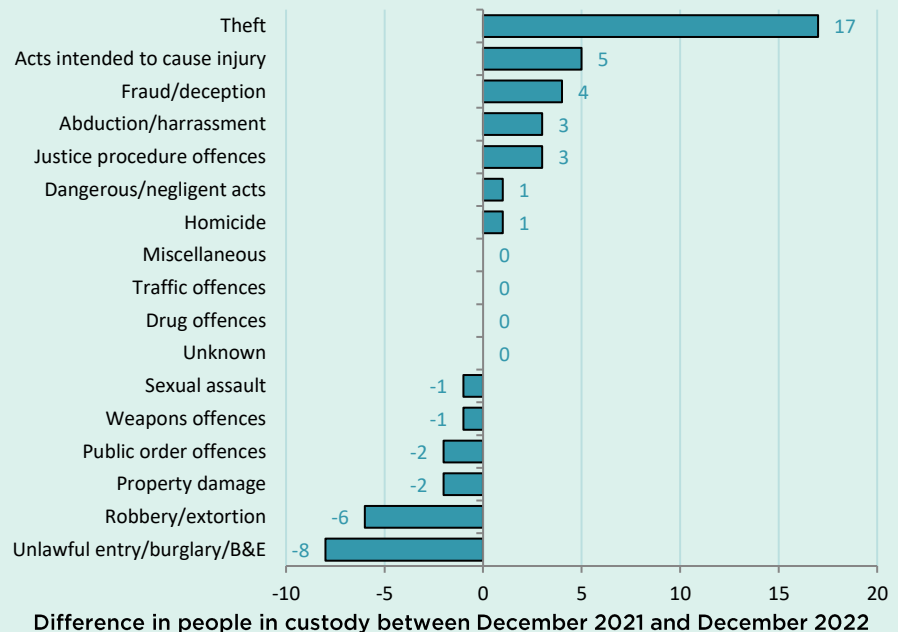
37.1%

Young Aboriginal male detainees increased 37.1% or 23 young people to 85

QUARTERLY TRENDS



CHANGE IN YOUTH CUSTODY BY OFFENCE



NSW CUSTODY STATISTICS

December 2022

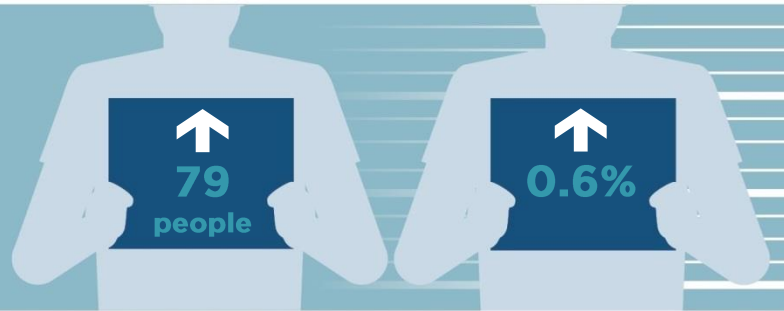
PRISON POPULATION

12,168

in December 2021

12,247

in December 2022



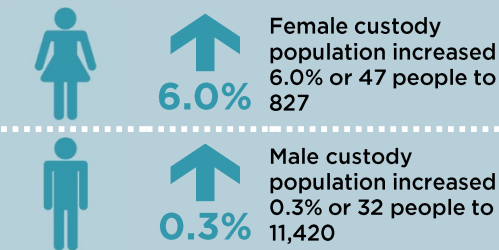
LEGAL STATUS

Between December 2021 and December 2022




GENDER

Between December 2021 and December 2022



ABORIGINAL OVER-REPRESENTATION*

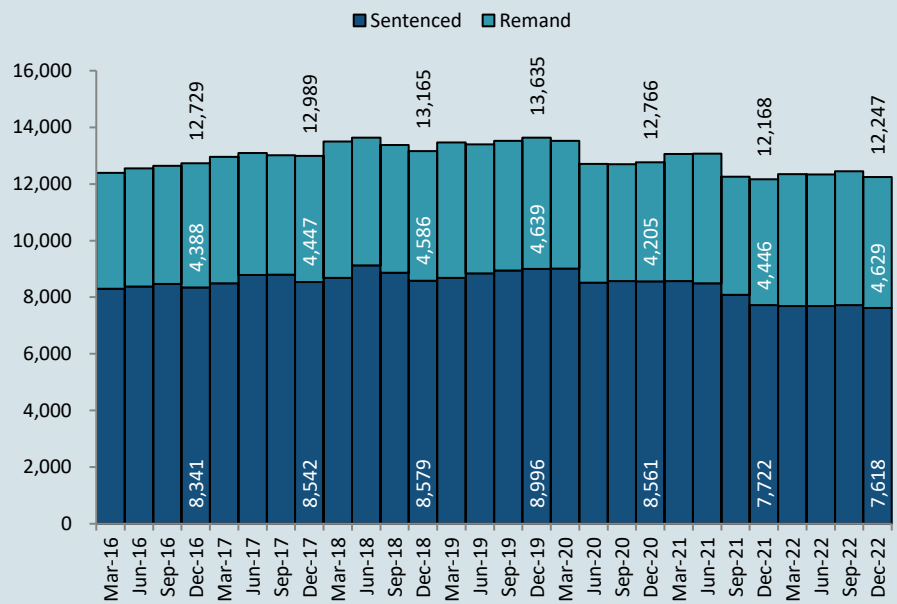


Between December 2021 and December 2022



*Due to delays in identification of Aboriginal status the number of Aboriginal persons in adult custody is potentially undercounted by up to 2% in more recent months.

QUARTERLY TRENDS



CHANGE IN PRISON NUMBERS BY OFFENCE

