

NSW CUSTODY STATISTICS

June 2023



YOUTH DETENTION POPULATION

191

in June 2022

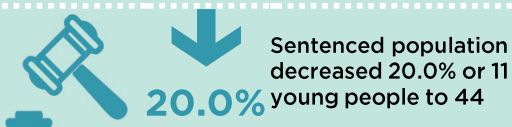
175

in June 2023



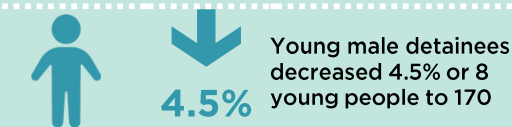
CUSTODY STATUS

Between June 2022 and June 2023



GENDER

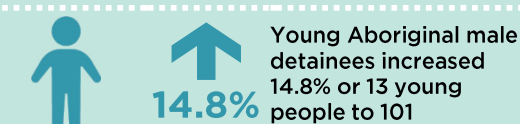
Between June 2022 and June 2023



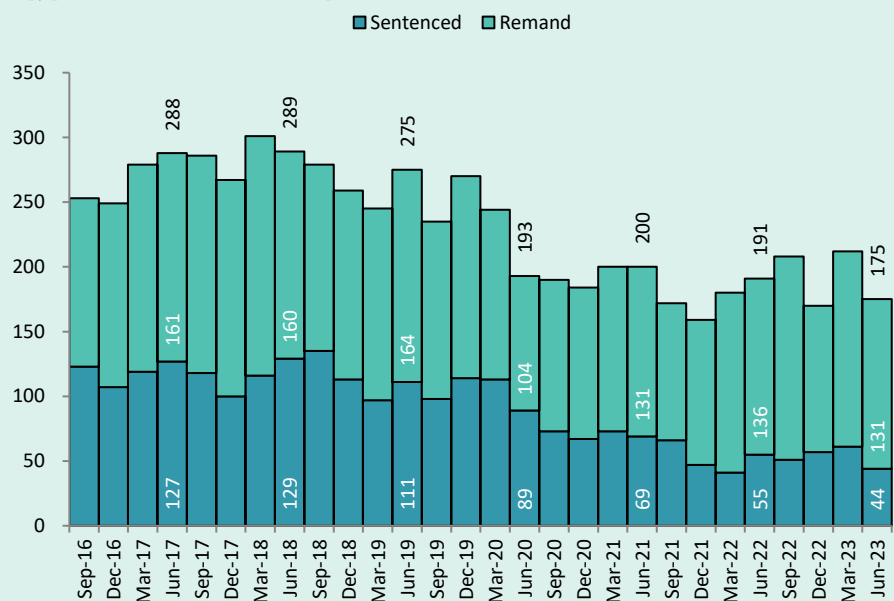
ABORIGINAL OVER-REPRESENTATION



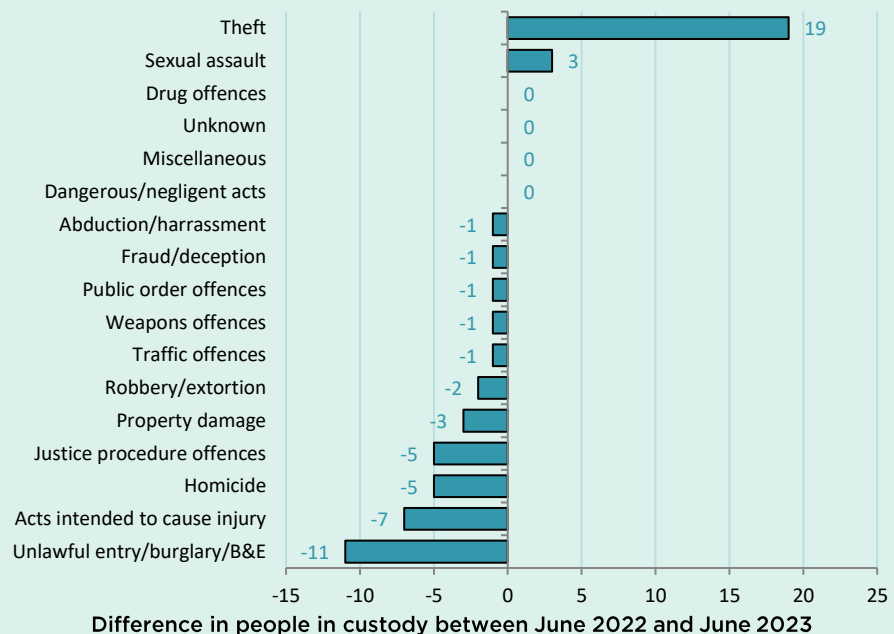
Between June 2022 and June 2023



QUARTERLY TRENDS



CHANGE IN YOUTH CUSTODY BY OFFENCE



NSW CUSTODY STATISTICS

June 2023

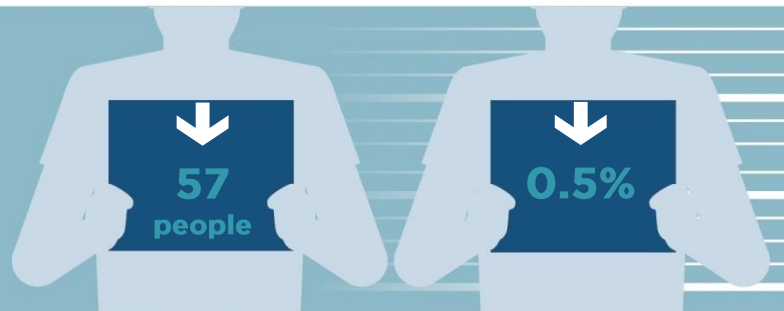
PRISON POPULATION

12,336

in June 2022

12,279

in June 2023



LEGAL STATUS

Between June 2022 and June 2023



3.9%

Remand population increased 3.9% or 183 people to 4,831



3.1%

Sentenced population decreased 3.1% or 240 people to 7,448

GENDER

Between June 2022 and June 2023



0.7%

Female custody population increased 0.7% or 6 people to 812



0.5%

Male custody population decreased 0.5% or 63 people to 11,467

ABORIGINAL OVER-REPRESENTATION*

In Jun 2022

29.5%

of prisoners were Aboriginal

In Jun 2023

29.6%

of prisoners were Aboriginal

Between June 2022 and June 2023



2.5%

Aboriginal female custody population decreased 2.5% or 8 people to 315

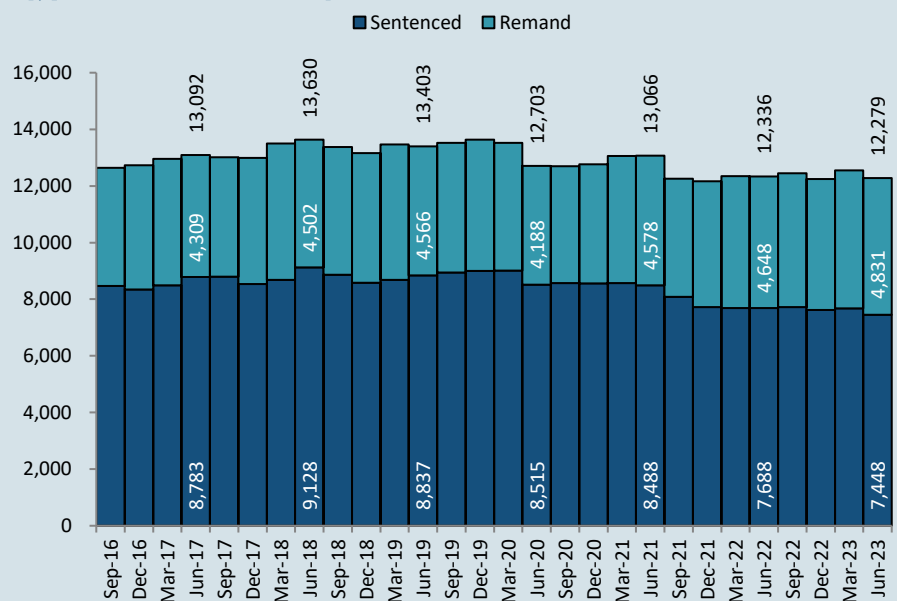


0.0%

Aboriginal male custody population decreased 0.0% or 1 person to 3,318

*Due to delays in identification of Aboriginal status the number of Aboriginal persons in adult custody is potentially undercounted by up to 2% in more recent months.

QUARTERLY TRENDS



CHANGE IN PRISON NUMBERS BY OFFENCE

