

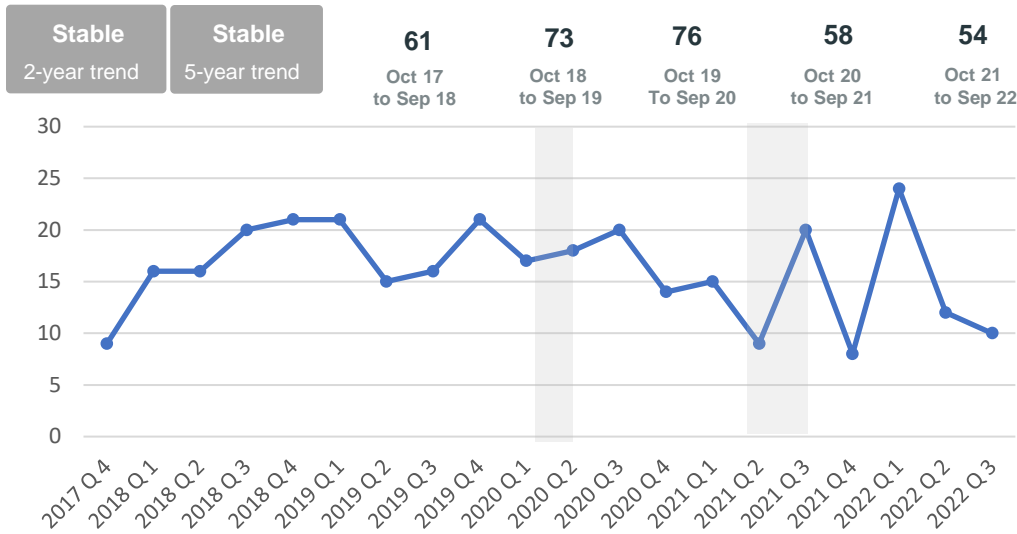
Trends in selected offences recorded by the NSW Police

September 2022

COVID lockdowns



1. Murder*



2. Domestic violence related assault



3. Non-domestic assault



4. Sexual assault



*Counts represent the number of victims
% change reflects the average percentage change per year

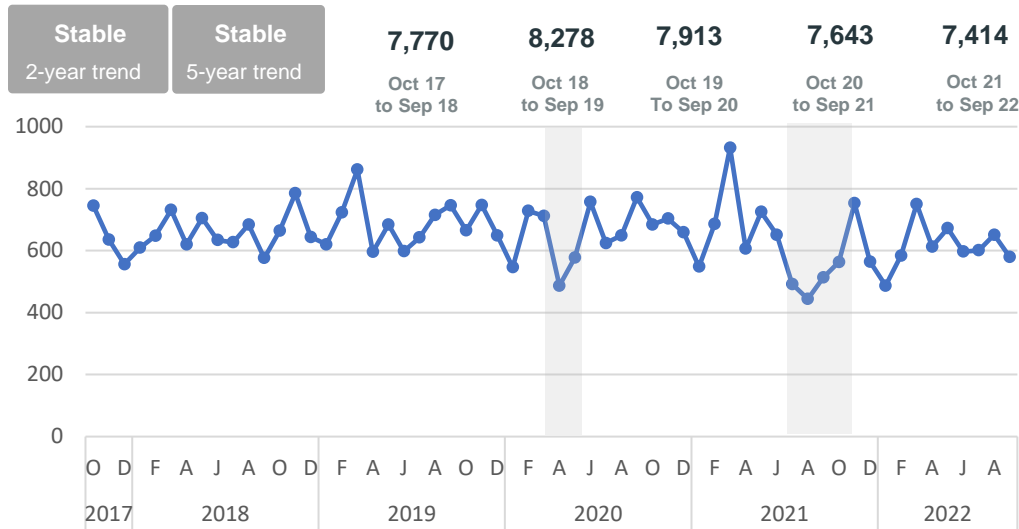
Trends in selected offences recorded by the NSW Police

COVID lockdowns

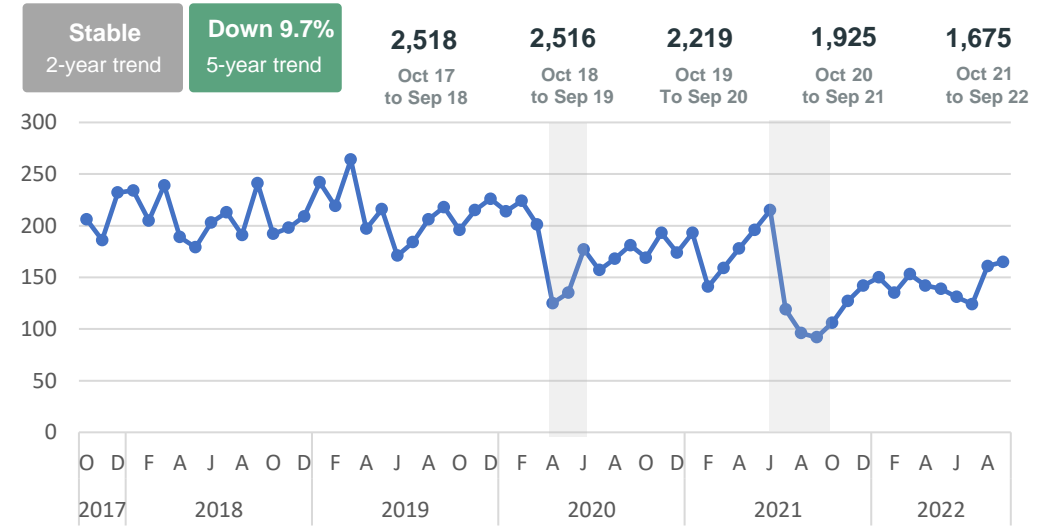


September 2022

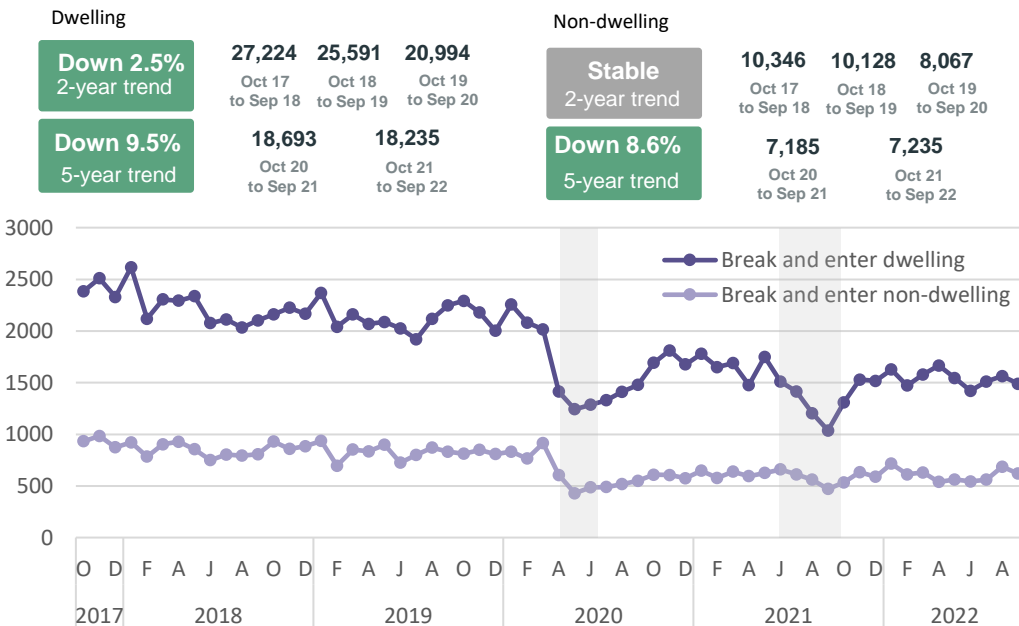
5. Sexual touching, sexual act and other sexual offences



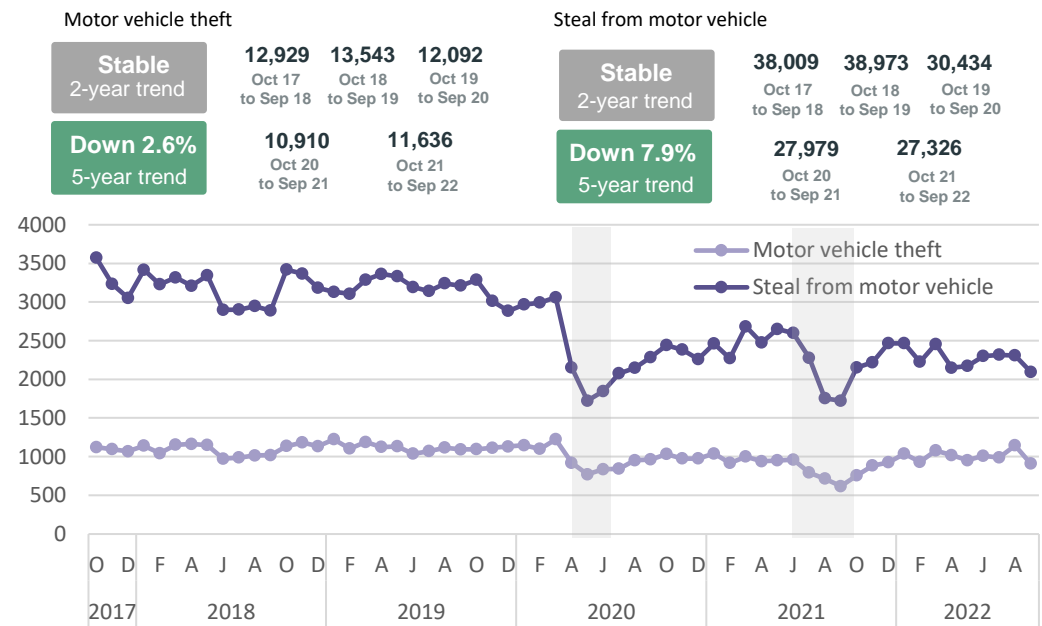
6. Robbery



7. Break and enter



8. Motor vehicle theft and steal from motor vehicle



Trends in selected offences recorded by the NSW Police

September 2022

COVID lockdowns



9. Steal from retail store and other stealing offences

Steal from retail

Stable
2-year trend

38,009
Oct 17 to Sep 18

38,973
Oct 18 to Sep 19

30,434
Oct 19 to Sep 20

Down 5.4%
5-year trend

27,989
Oct 20 to Sep 21

27,326
Oct 21 to Sep 22

Other stealing

Down 5.7%
2-year trend

51,372
Oct 17 to Sep 18

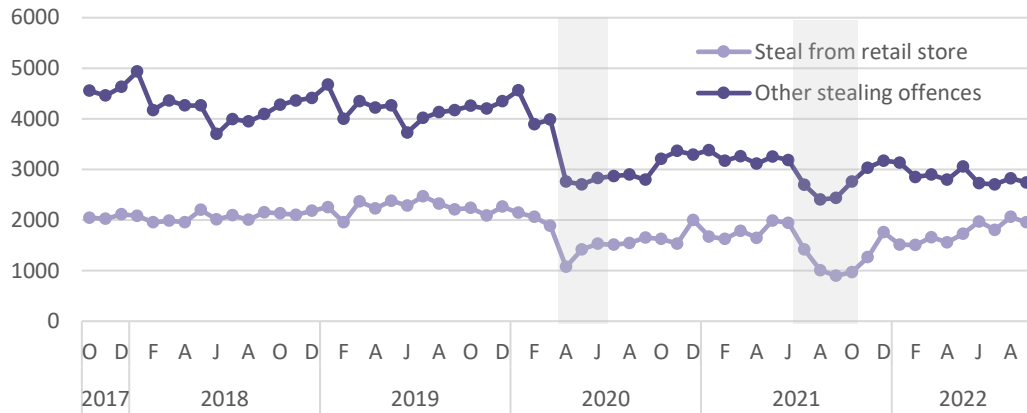
50,598
Oct 18 to Sep 19

42,085
Oct 19 to Sep 20

Down 9.4%
5-year trend

36,765
Oct 20 to Sep 21

34,685
Oct 21 to Sep 22



10. Malicious damage to property

Down 3.7%
2-year trend

Down 4.8%
5-year trend

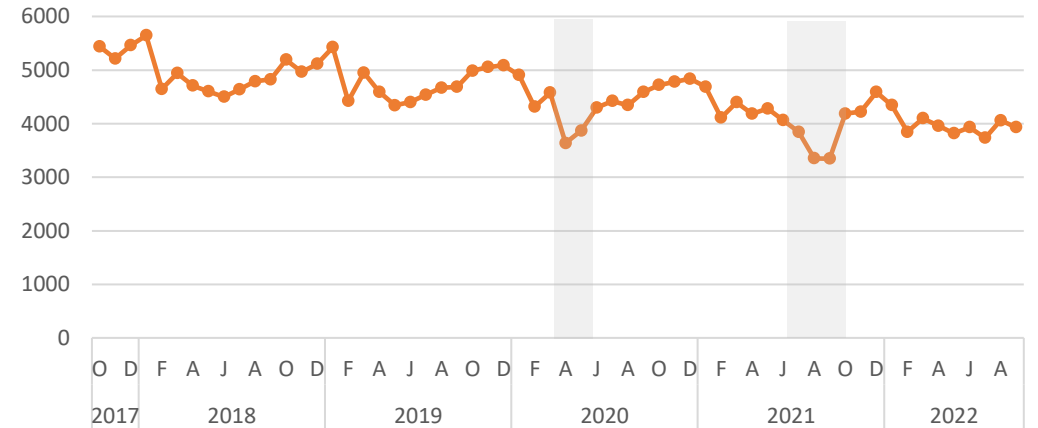
59,429
Oct 17 to Sep 18

57,315
Oct 18 to Sep 19

54,108
Oct 19 to Sep 20

50,624
Oct 20 to Sep 21

48,740
Oct 21 to Sep 22



11. Intimidation, stalking and harassment*

Stable
2-year trend

Up 7.3%
5-year trend

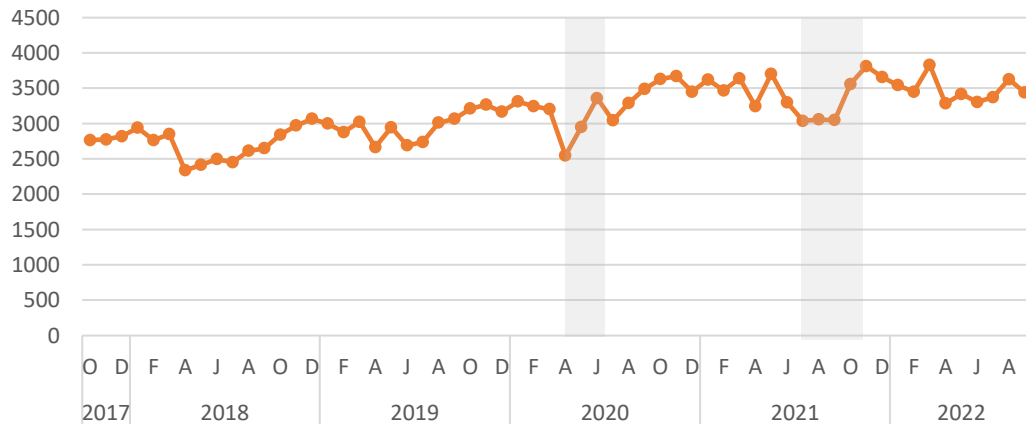
31,867
Oct 17 to Sep 18

34,897
Oct 18 to Sep 19

38,079
Oct 19 to Sep 20

40,867
Oct 20 to Sep 21

42,288
Oct 21 to Sep 22



12. Breach of AVO*

Stable
2-year trend

Up 9.2%
5-year trend

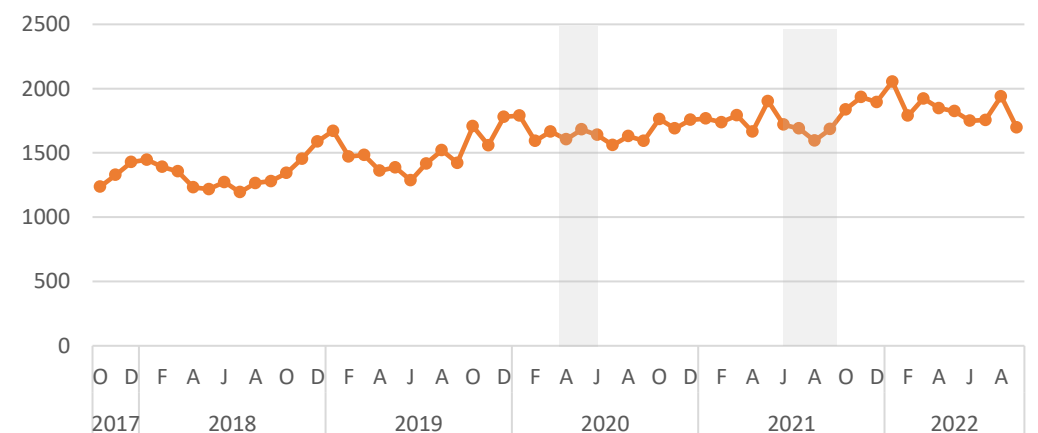
15,644
Oct 17 to Sep 18

17,404
Oct 18 to Sep 19

19,802
Oct 19 to Sep 20

20,759
Oct 20 to Sep 21

22,244
Oct 21 to Sep 22



Trends in selected offences recorded by the NSW Police

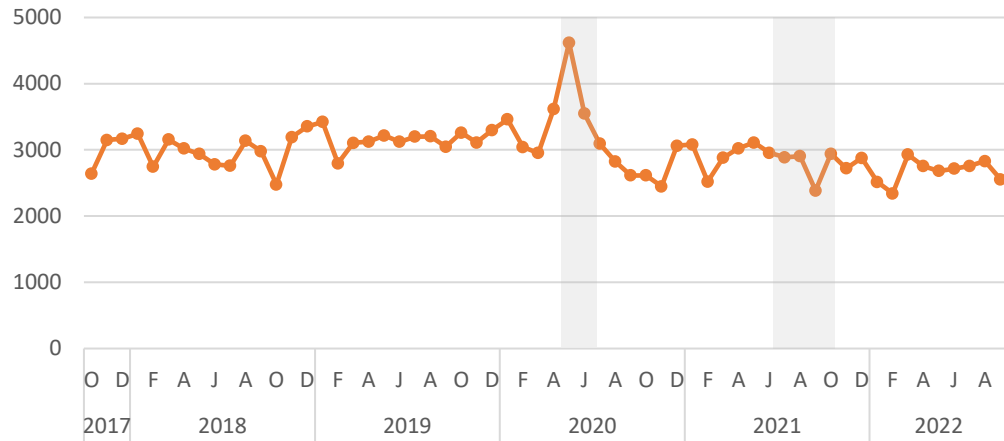
September 2022

COVID lockdowns



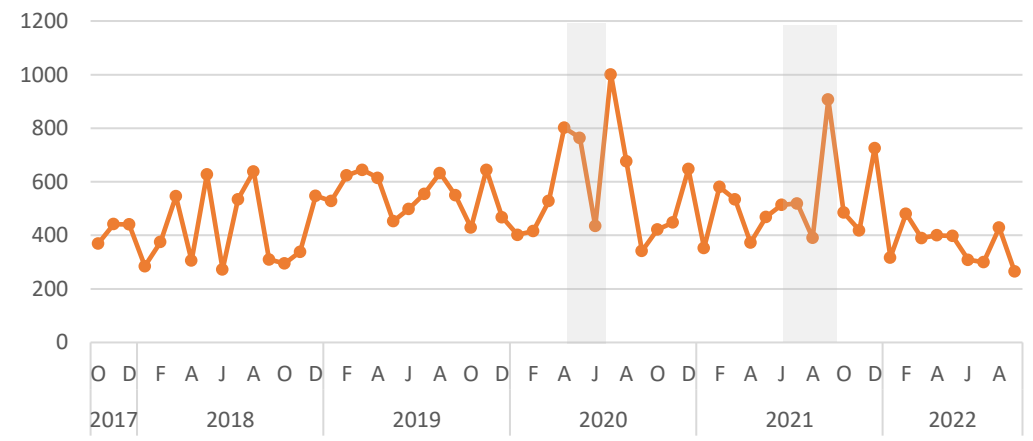
13. Drug possession*

Stable 2-year trend	Down 2.2% 5-year trend	35,375 Oct 17 to Sep 18	36,679 Oct 18 to Sep 19	40,350 Oct 19 To Sep 20	34,210 Oct 20 to Sep 21	32,485 Oct 21 to Sep 22
------------------------	---------------------------	-----------------------------------	-----------------------------------	-----------------------------------	-----------------------------------	-----------------------------------



14. Drug Dealing/Trafficking*

Down 20.1% 2-year trend	Stable 5-year trend	5,149 Oct 17 to Sep 18	6,284 Oct 18 to Sep 19	6,909 Oct 19 To Sep 20	6,159 Oct 20 to Sep 21	4,919 Oct 21 to Sep 22
----------------------------	------------------------	----------------------------------	----------------------------------	----------------------------------	----------------------------------	----------------------------------



% change reflects the average percentage change per year

* Recorded incidents of Intimidation, AVO breaches and drug offences are heavily influenced by policing activity and priorities. Hence, trends in recorded incidents for these offences do not necessarily reflect changes in prevalence.

Source: [NSW Bureau of Crime Statistics and Research](#)