



# Trends in selected offences recorded by the NSW Police

September 2021

COVID lockdowns

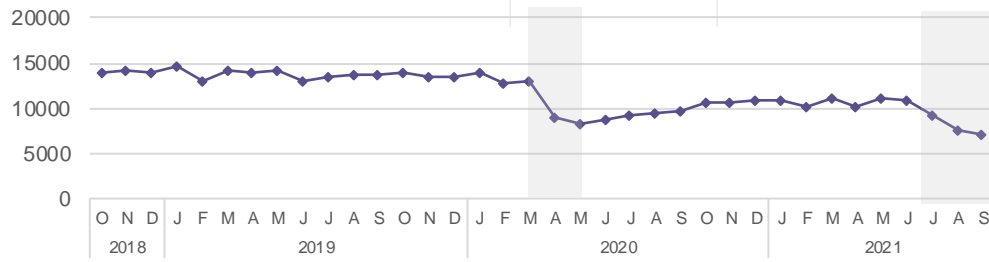


## TOTAL PROPERTY OFFENCES (theft & break and enter)

Down 10.8%  
2-year trend

120,493  
Oct 20 to Sept 21

135,065  
Oct 19 to Sept 20

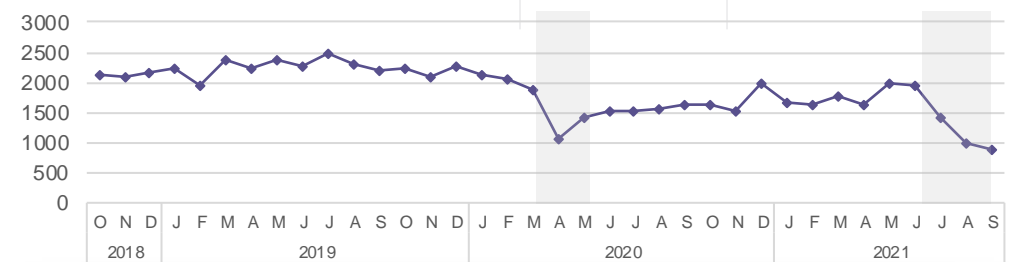


## Steal from retail store

Down 10.9%  
2-year trend

19,081  
Oct 20 to Sept 21

21,408  
Oct 19 to Sept 20



## Break and enter

Dwelling

Down 11.0%  
2-year trend

18,678  
Oct 20 to Sept 21

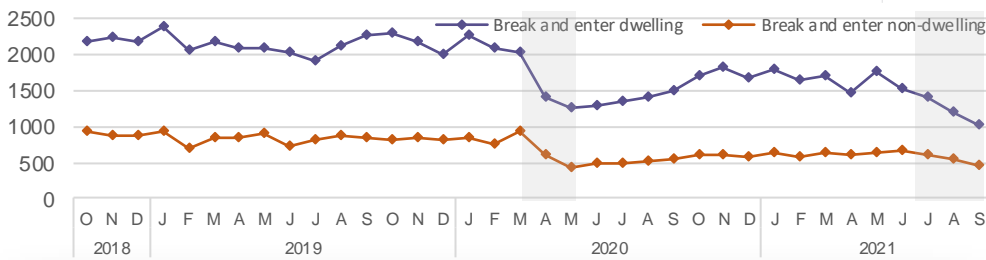
20,989  
Oct 19 to Sept 20

Non-dwelling

Stable  
2-year trend

7,169  
Oct 20 to Sept 21

8,067  
Oct 19 to Sept 20



## Drug offences

Use/possess

Down 14.6%  
2-year trend

33,668  
Oct 20 to Sept 21

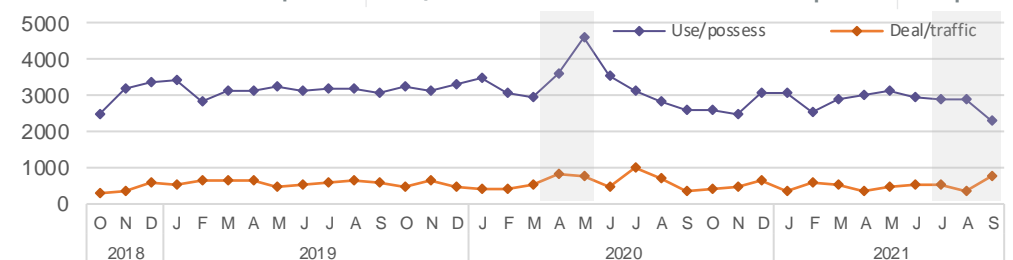
39,422  
Oct 19 to Sept 20

Deal/traffic

Stable  
2-year trend

5,871  
Oct 20 to Sept 21

6,887  
Oct 19 to Sept 20



## Car theft and steal from motor vehicle

Car theft

Down 9.9%  
2-year trend

10,893  
Oct 20 to Sept 21

12,086  
Oct 19 to Sept 20

Steal from motor vehicle

Stable  
2-year trend

27,963  
Oct 20 to Sept 21

30,431  
Oct 19 to Sept 20

