

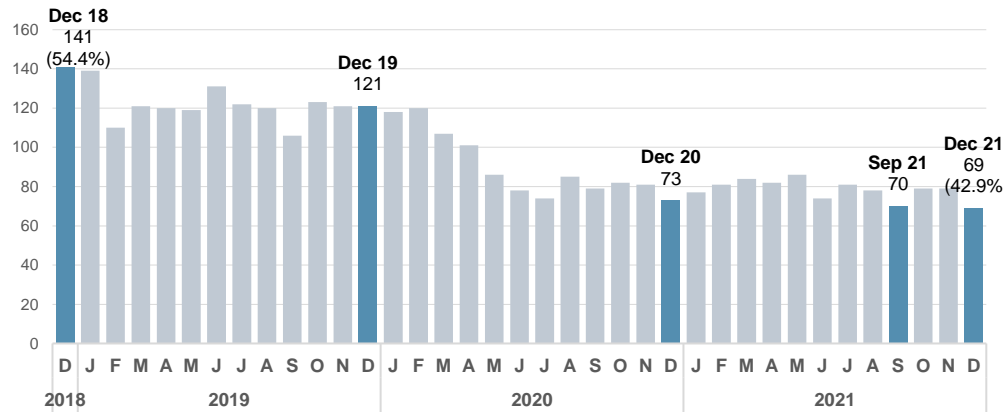
NSW Criminal Justice Aboriginal over-representation QUARTERLY REPORT

December 2021 – Aboriginal young people



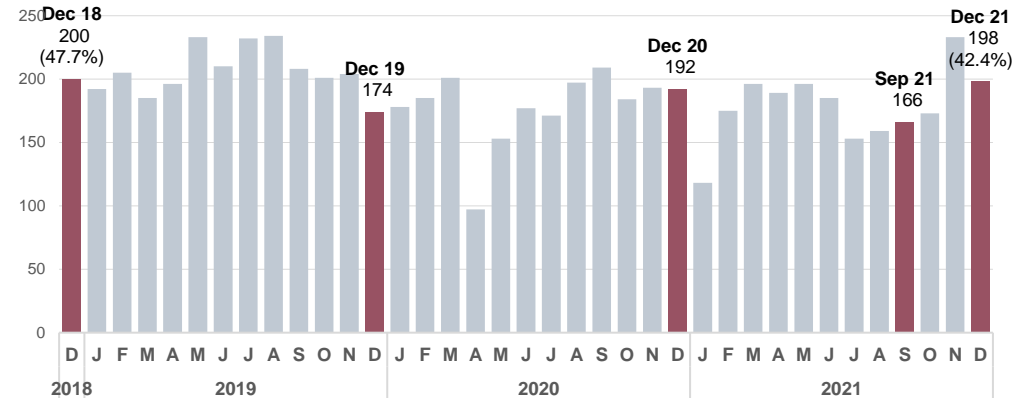
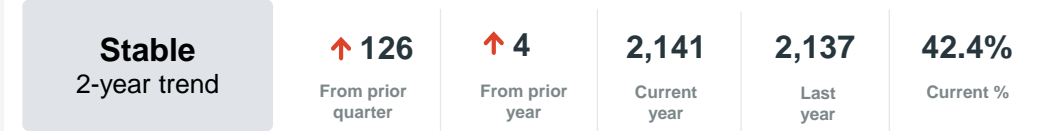
1.1 Key indicator: Aboriginal young people in detention*

Sentenced and remand custody



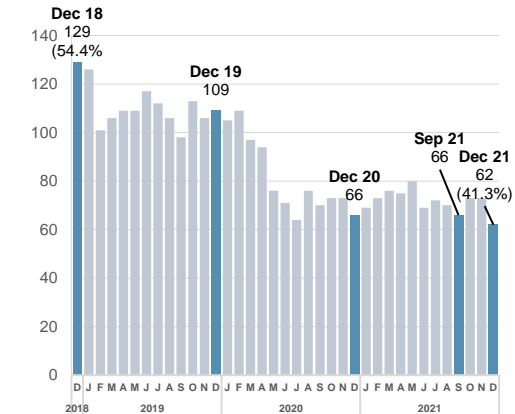
2.1 Key indicator: Aboriginal young people in court

Children's, Local, District and Supreme Courts



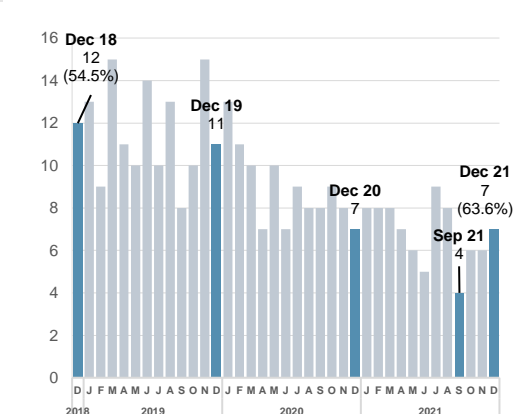
1.2 Aboriginal young males in detention*

Sentenced and remand custody



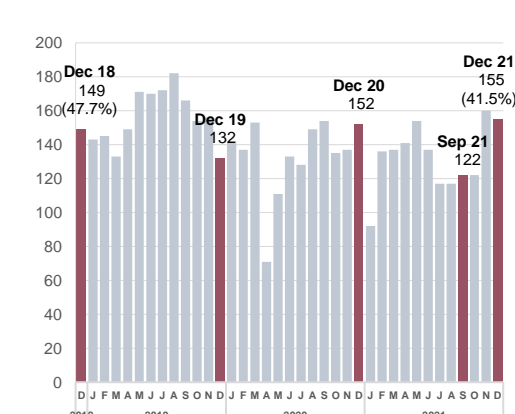
1.3 Aboriginal young females in detention*

Sentenced and remand custody



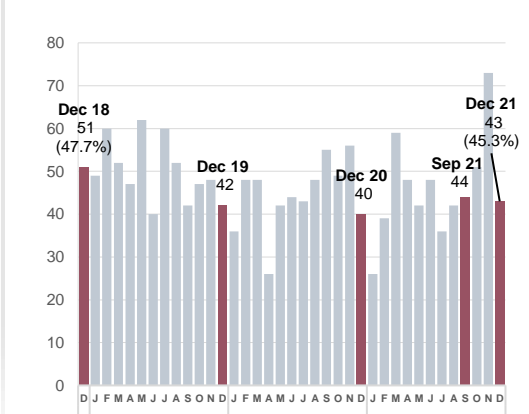
2.2 Aboriginal young males in court

Children's, Local, District and Supreme Courts



2.3 Aboriginal young females in court

Children's, Local, District and Supreme Courts



Note: data from March 2020 onwards have been impacted by COVID and may not represent a change in long term trend

*Custody population figures are counted as at midnight on the last day of the month (stock figures). Trends are calculated comparing the latest month with the same month from 2 years prior

Aboriginal young people comprise 5.3% of the NSW population aged 0 to 17 years

3. Police

3.1 Police court proceedings*

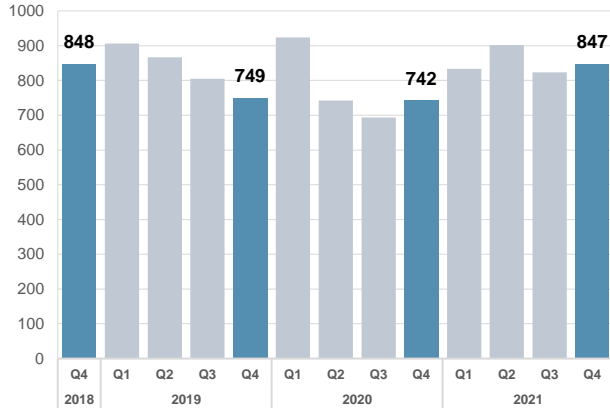
*excludes Aboriginal young people proceeded to court for breaching bail

Stable
2-year trend

↑ +304
From prior year

3,406
Current year

3,102
Last year



3.2 Diversion from court*

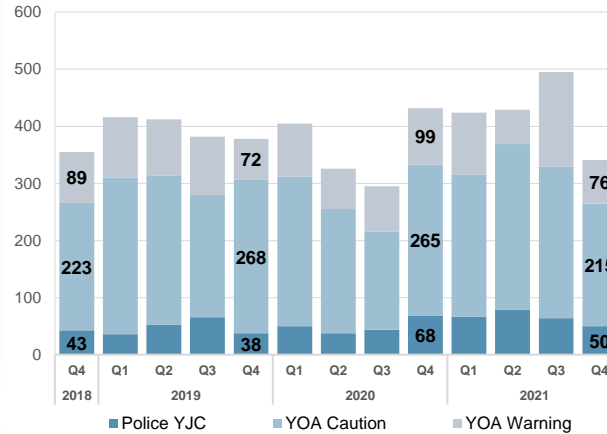
*Police Youth Justice Conference referrals, cautions/warnings under the Young Offenders Act.

Stable
2-year trend

↑ +231
From prior year

1,689
Current year

1,458
Last year



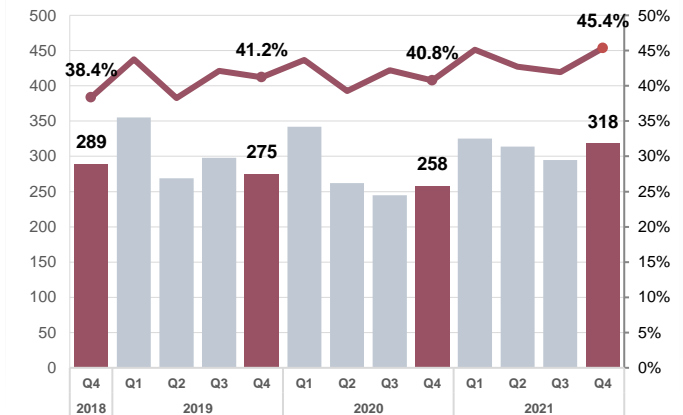
4.1 Refused bail by police

Stable
2-year trend

↑ +145
From prior year

1,252
Current year

1,107
Last year



4. Bail

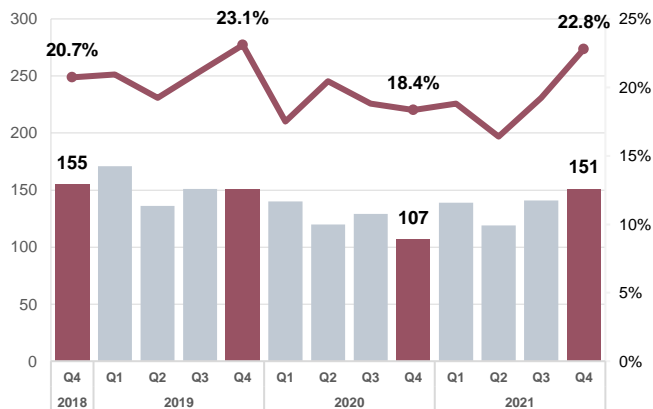
4.2 Refused bail by court

Stable
2-year trend

↑ +54
From prior year

550
Current year

496
Last year



4.3 Bail revocations following bail breach involving further offence*

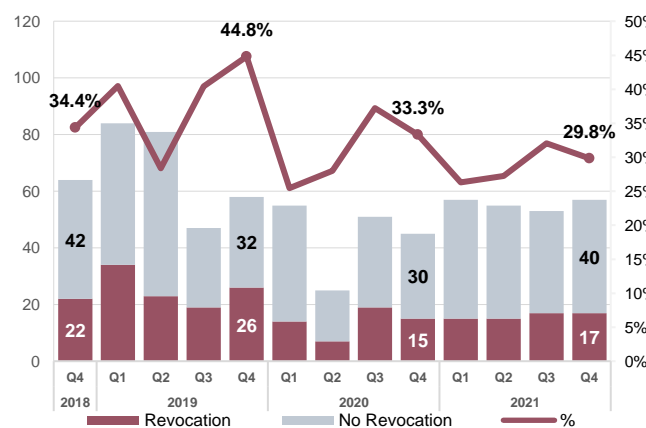
*breach of bail established in court

Stable
2-year trend

↑ +9
From prior year

64
Current year

55
Last year



4.4 Bail revocations from technical bail breach

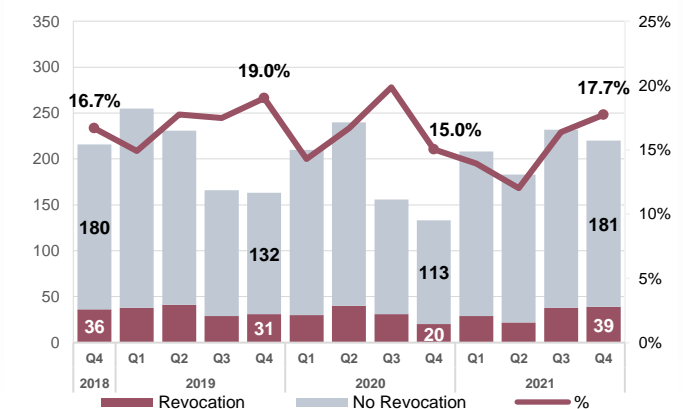
*breach of bail established in court

Stable
2-year trend

↑ +7
From prior year

128
Current year

121
Last year



NSW Criminal Justice Aboriginal over-representation

December 2021 – Aboriginal young people

QUARTERLY REPORT



5. Criminal Courts

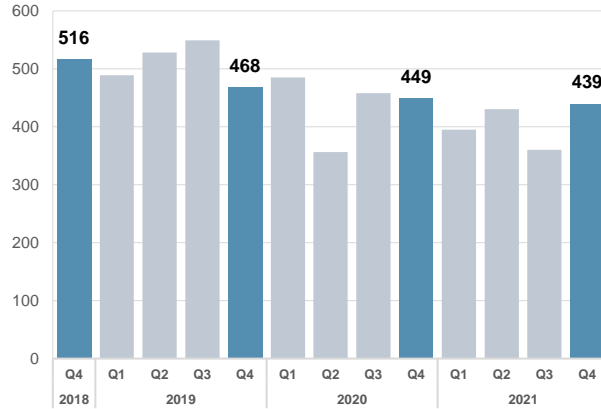
5.1 Found guilty in court

Stable
2-year trend

↓ -124
From prior year

1,624
Current year

1,748
Last year



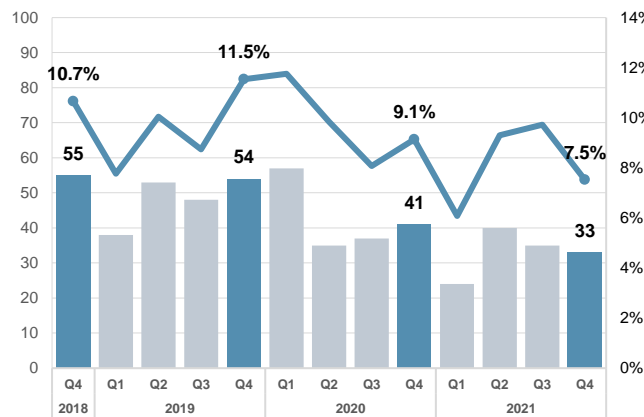
5.2 Sentenced to custody

Stable
2-year trend

↓ -38
From prior year

132
Current year

170
Last year



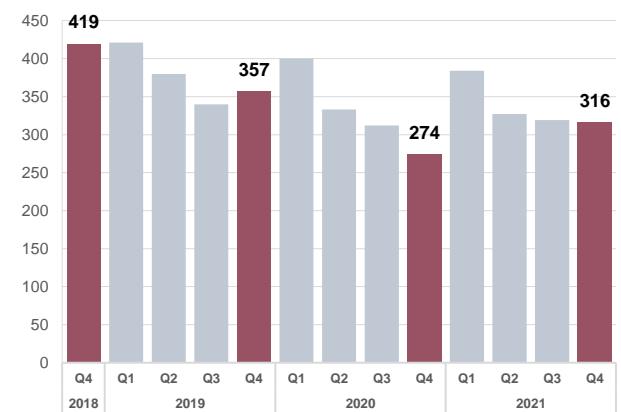
6.1 Entering custody

Stable
2-year trend

↑ +27
From prior year

1,346
Current year

1,319
Last year



6. Custody

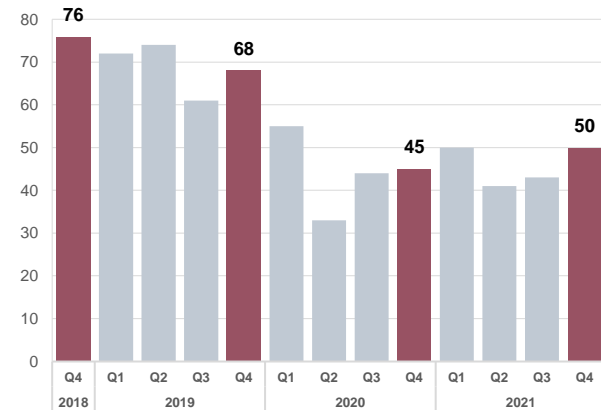
6.2 Remand custody population*

Stable
2-year trend

↓ -18
From prior year

50
Current year

68
Last year



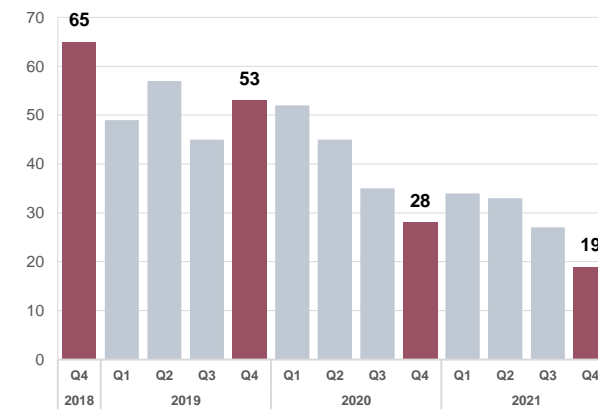
6.3 Sentenced custody population*

Down 64.2%
2-year trend

↓ -34
From prior year

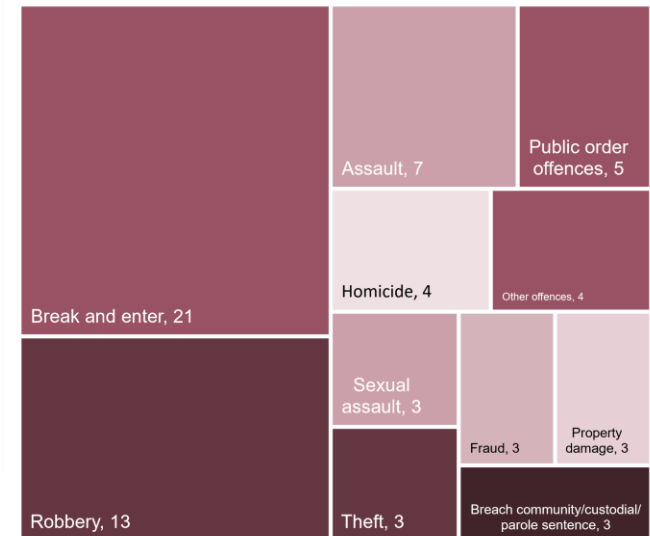
19
Current year

53
Last year



6.4 Detainee's most serious offence

The most serious offence for which a person is detained



Note: data from March 2020 onwards have been impacted by COVID and may not represent a change in long term trend

*Custody population figures are counted as at midnight on the last day of the month (stock figures). Trends are calculated comparing the latest month with the same month from 2 years prior

Aboriginal young people comprise 5.3% of the NSW population aged 0 to 17 years

7.1 Reoffending among Aboriginal young people guilty in court or dealt with by YJC

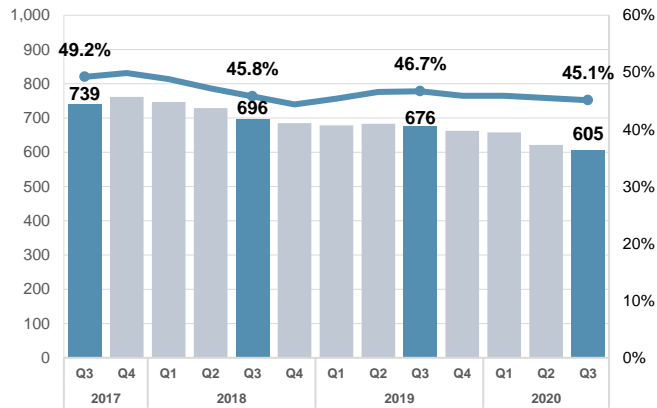
Annual cohort reoffending rate - Any new proven offence committed within 12 months

Down 71
Change year to year

45.1%
Current rate

605
Current year

676
Last year



7.2 Reoffending among Aboriginal young people exiting custody – new proven offence

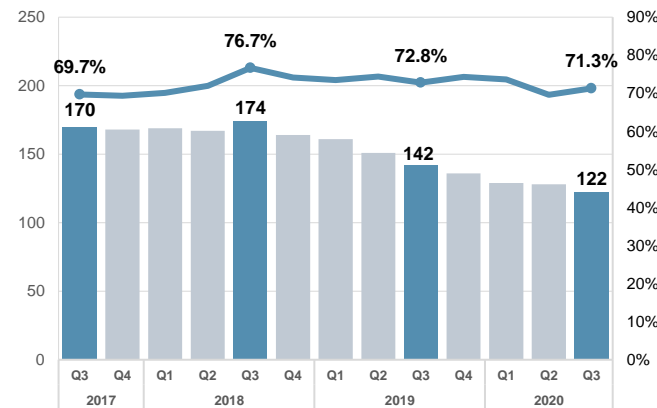
Annual cohort reoffending rate - Any new proven offence committed within 12 months

Down 20
Change year to year

71.3%
Current rate

122
Current year

142
Last year



7.3 Reoffending among Aboriginal young people exiting custody – return to custody

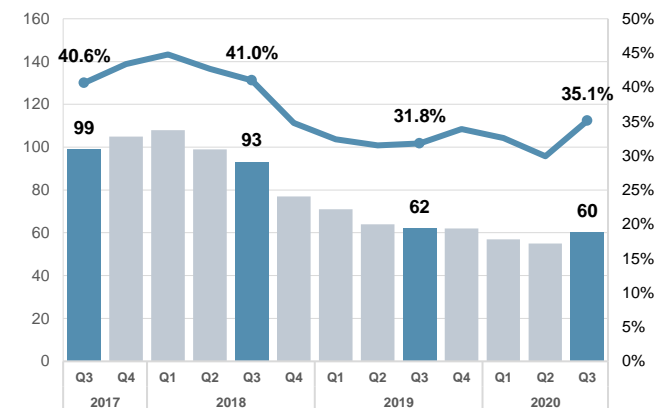
Annual cohort reoffending rate - Return to custody for a new offence committed within 12 months

Down 2
Change year to year

35.1%
Current rate

60
Current year

62
Last year



Measure	Definition
1.1, 1.2, 1.3 Aboriginal young people in detention	Number of Aboriginal young people held in juvenile detention, whether remanded or sentenced. Custody population figures are counted as at midnight on the last day of the month.
2.1, 2.2, 2.3 Aboriginal young people in court	Number of Aboriginal young people appearing in finalised criminal court appearances. A finalised appearance is one which has been fully determined by the court and for which no further court proceedings are required. Counts appearances finalised in the Children's, Local, District and Supreme Courts.
3.1 Police court proceedings	Number of Aboriginal young people proceeded against to court by NSW Police. This measure excludes Aboriginal young people proceeded against for a breach of bail.
3.1 Diversions from court	Number of Aboriginal young people proceeded against by NSW Police via a Youth Justice Conference referral or a caution or warning under the Young Offenders Act. Fare evasion offences have been excluded from these proceedings as they are regarded as a diversion from an infringement notice, and not directly a diversion from court.
4.1 Refused bail by police	Number and proportion of Aboriginal young people refused bail by the police.
4.2 Refused bail by court	Number and proportion of Aboriginal young people refused bail at their first court bail appearance.
4.3, 4.4 Bail breaches	Number of Aboriginal young people whose bail was revoked due to a bail breach. 4.4 shows breaches where the offender committed a new offence, 4.5 shows a technical bail breach, such as reporting to police, curfew and residence.
5.1 Found guilty in court	Number of Aboriginal young people found guilty in finalised criminal court appearances.
5.2 Sentenced to prison	Number and proportion of Aboriginal young people sentenced to juvenile detention.
6.1 Entering custody	Number of Aboriginal young people received into custody. Excludes those held in police/court cell complexes.
6.2, 6.3 Remand and sentenced population	Remand – Aboriginal young people refused bail (and small numbers granted bail but unable to meet conditions) are remanded in custody pending future court action. Sentenced - the courts have imposed custodial sentence for a proven offence.
6.4 Detainee's most serious offence	The most serious offence type for which each person is in custody (remand and sentenced custody). Data is shown for the most recent month.
7.1 Reoffending among Aboriginal young people guilty in court or dealt with by YJC	Reoffending is defined as a further offence committed within 12 months of a Youth Justice Conference or proven court appearance and finalised by court appearance or Youth Justice Conference within 15 months (excludes those who received a custodial penalty). Data is presented for a 12-month period (annual cohort) ending with the relevant quarter.
7.2 Reoffending among Aboriginal young people exiting custody – new proven offence	Reoffending is defined as a further offence committed within 12 months of release from sentenced custody and finalised by court appearance or Youth Justice Conference within 15 months. Data is presented for a 12-month period (annual cohort) ending with the relevant quarter.
7.3 Reoffending among Aboriginal young people exiting custody – return to custody	Reoffending is defined as a further offence committed within 12 months of release from sentenced custody and finalised by court appearance within 15 months where the offender received a subsequent custodial penalty. Data is presented for a 12-month period (annual cohort) ending with the relevant quarter. This measure counts only those offenders who committed a new proven offence not parole revocations or bail refusal. 7.3 is a subset of 7.2 and shows those who were returned to custody.