

# NSW Criminal Justice Aboriginal over-representation QUARTERLY REPORT

## March 2021 – Aboriginal young people



### 1.1 Key indicator: Aboriginal young people in detention

Sentenced and remand custody

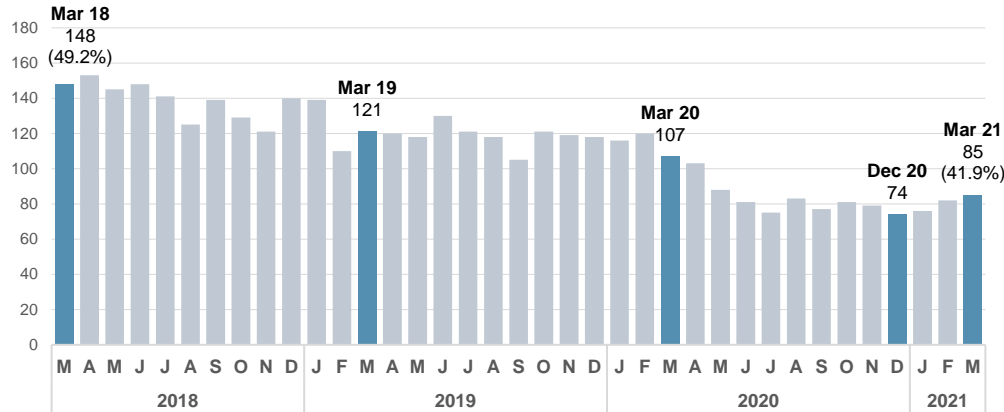
**Down 20.6%**  
2 year trend

**+11**  
From prior quarter

**-22**  
From prior year

**85**  
Current number

**41.9%**  
Current %



### 2.1 Key indicator: Aboriginal young people in court

Children's, Local, District and Supreme Courts

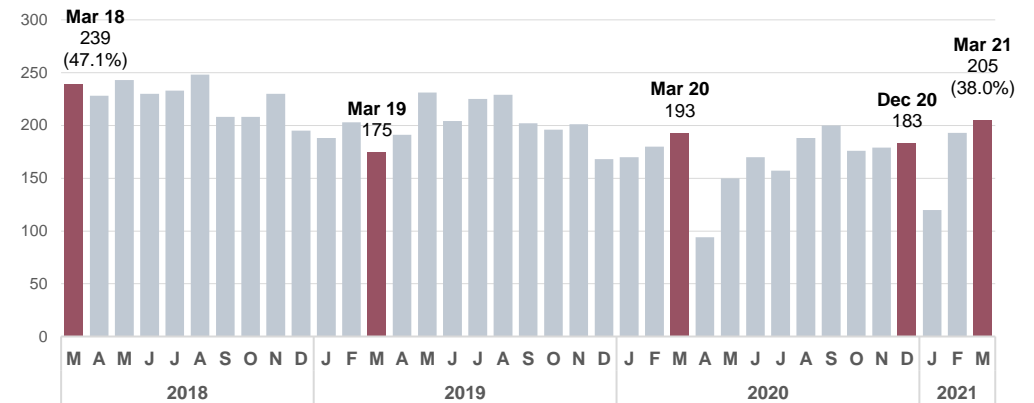
**Stable**  
2 year trend

**-20**  
From prior quarter #

**-375**  
From prior year #

**205**  
Current number

**38.0%**  
Current %



\* Compares Q1 2021 with Q4 2020 and Year to Mar 2021 with Year to Mar 2020

### 1.2 Aboriginal young males in detention

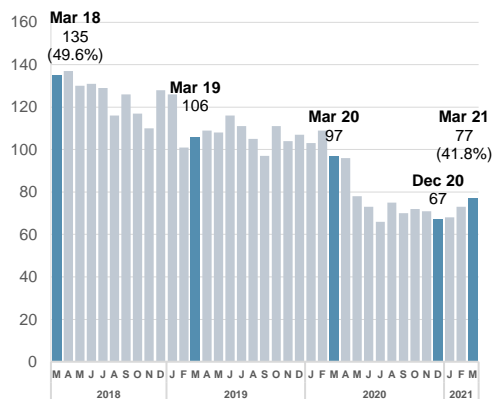
Sentenced and remand custody

**Down 20.6%**  
2 year trend

**-20**  
From prior year

**77**  
Current number

**41.8%**  
Current %



### 1.3 Aboriginal young females in detention

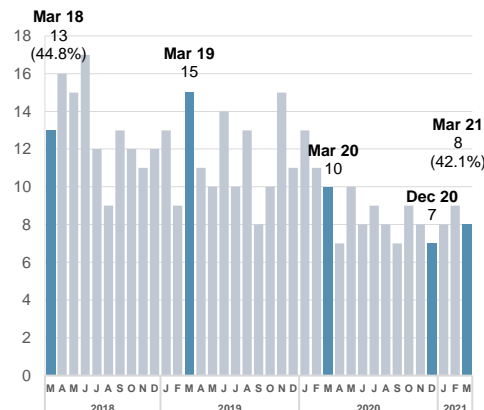
Sentenced and remand custody

**Down 20.0%**  
2 year trend

**-2**  
From prior year

**8**  
Current Number

**42.1%**  
Current %



### 2.2 Aboriginal young males in court

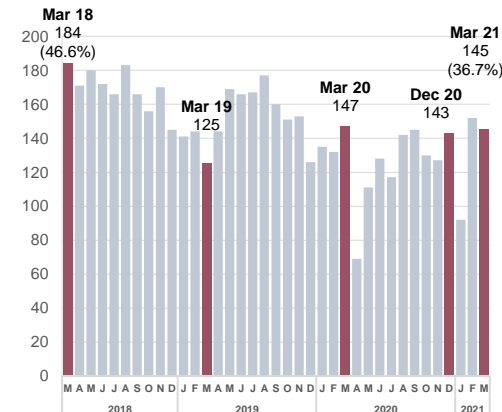
Children's, Local, District and Supreme Courts

**Down 17.8%**  
2 year trend

**-326**  
From prior year #

**145**  
Current Number

**36.7%**  
Current %



### 2.3 Aboriginal young females in court

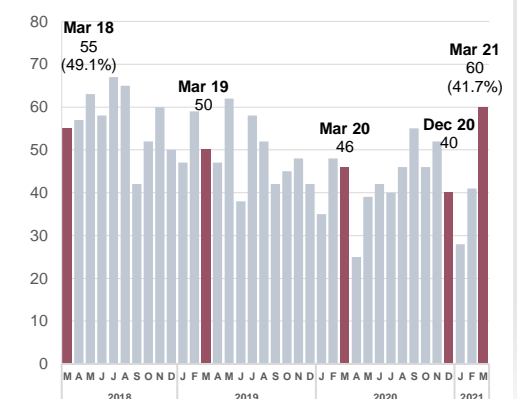
Children's, Local, District and Supreme Courts

**Stable**  
2 year trend

**-49**  
From prior year #

**60**  
Current Number

**41.7%**  
Current %



Note: data from March 2020 onwards have been impacted by COVID and may not represent a change in long term trend

# From prior quarter compares Q1 2021 with Q4 2020. From prior year compares the 12 months to March 2021 with the 12 months to March 2020

Aboriginal young people comprise 5.3% of the NSW population aged 0 to 17 years)

### 3. Police

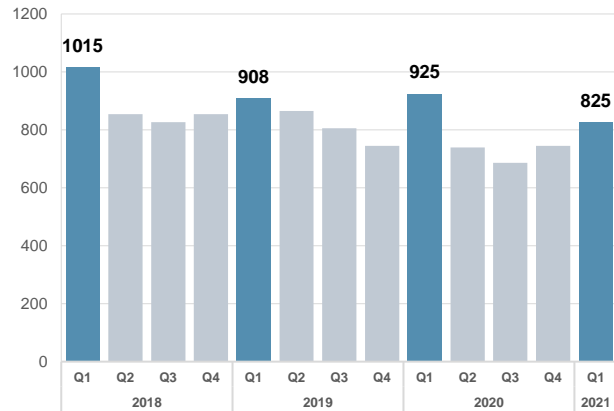
#### 3.1 Police court proceedings\*

\*excludes Aboriginal young people proceeded to court for breaching bail

**Stable**  
2 year trend

↓ **-345**  
From prior year #

**825**  
Current number



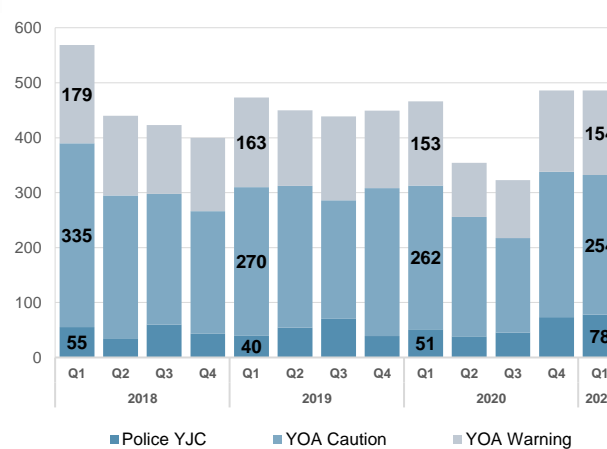
#### 3.2 Diversion from court\*

\*Police Youth Justice Conference referrals, cautions/warnings under the Young Offenders Act.

**Stable**  
2 year trend

↓ **-155**  
From prior year #

**486**  
Current number

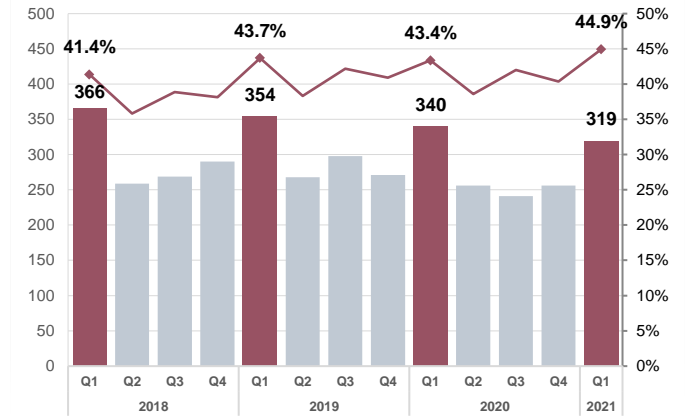


#### 4.1 Refused bail by police

**Stable**  
2 year trend

↓ **-105**  
From prior year #

**44.9%**  
Current initial police bail refusal rate



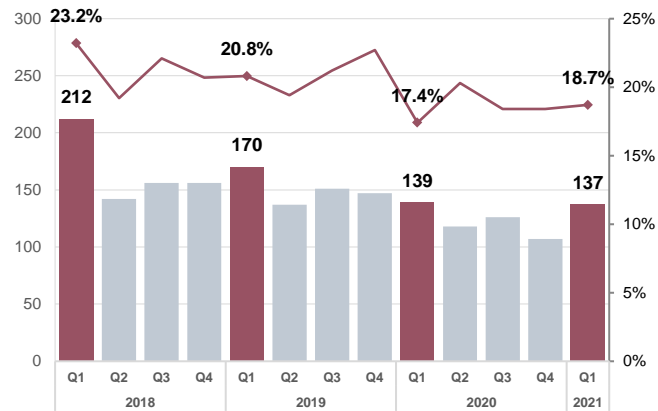
### 4. Bail

#### 4.2 Refused bail by court

**Stable**  
2 year trend

↓ **-86**  
From prior year #

**18.7%**  
Current initial court bail refusal rate



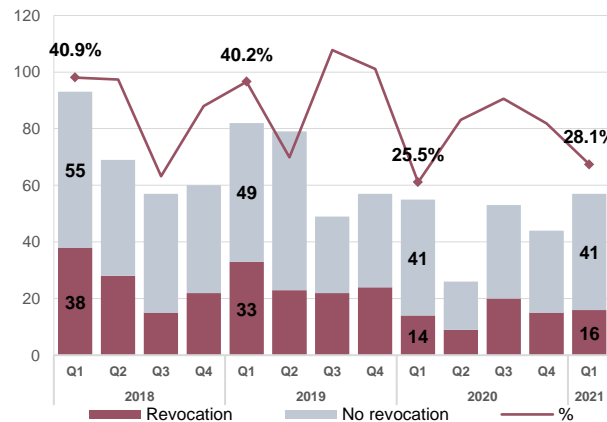
#### 4.3 Bail revocations following bail breach involving further offence\*

\*breach of bail established in court

**Stable**  
2 year trend

↓ **-23**  
From prior year #

**28.1%**  
Current bail revocation rate



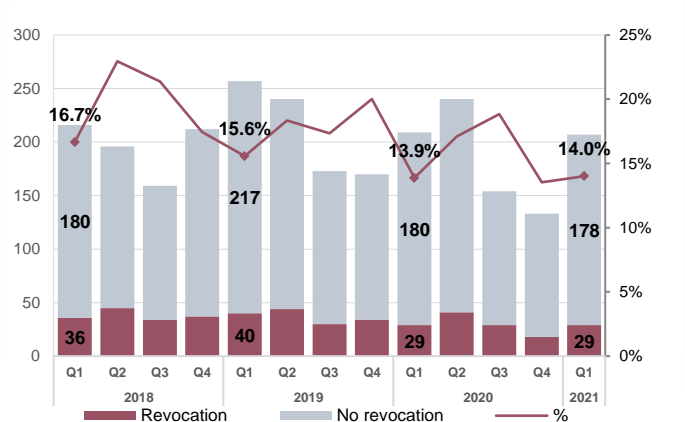
#### 4.4 Bail revocations from technical bail breach

\*breach of bail established in court

**Down 14.6%**  
2 year trend

↓ **-20**  
From prior year #

**14.0%**  
Current bail revocation rate



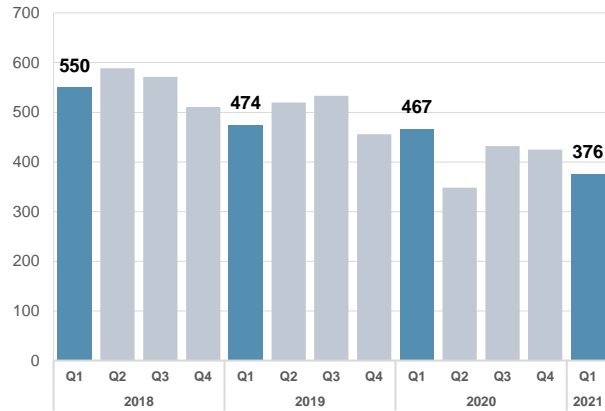
### 5. Criminal Courts

#### 5.1 Found guilty in court

**Down 20.0%**  
2 year trend

**↓ -395**  
From prior year #

**376**  
Current number

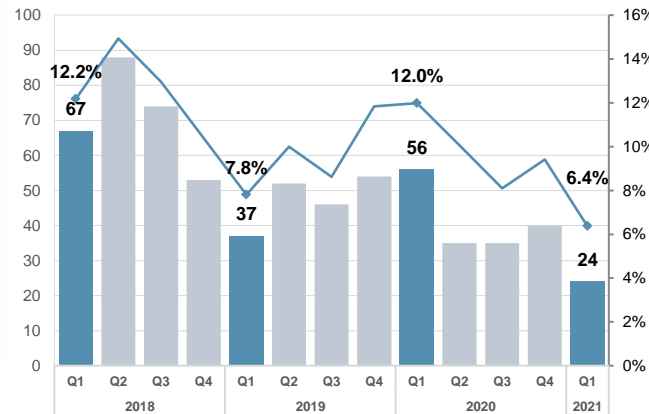


#### 5.2 Sentenced to custody

**Down 35.6%**  
2 year trend

**↓ -74**  
From prior year #

**24**  
Current number

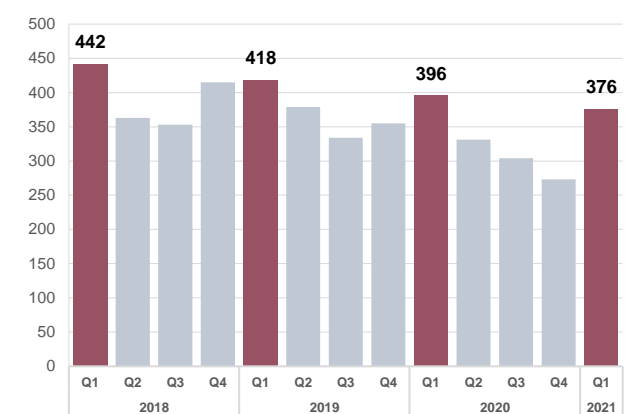


#### 6.1 Entering custody

**Stable**  
2 year trend

**↓ -180**  
From prior year #

**376**  
Current number



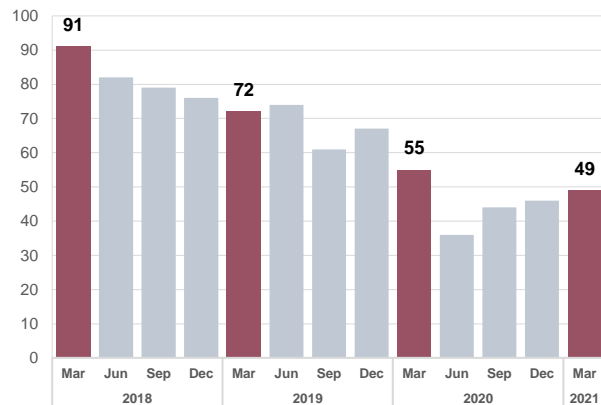
### 6. Custody

#### 6.2 Remand custody population

**Down 10.9%**  
2 year Trend

**↓ -6**  
From prior year

**49**  
Current number

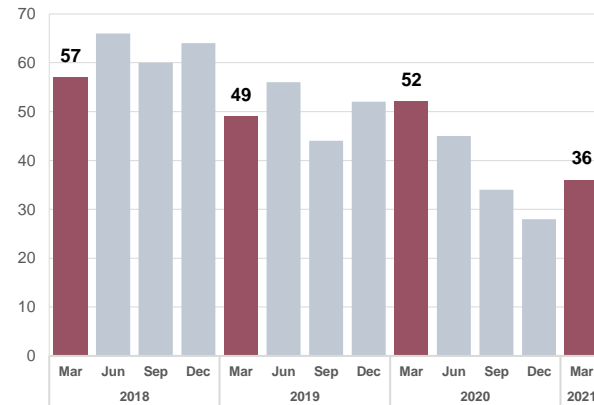


#### 6.3 Sentenced custody population

**Down 30.8%**  
2 year trend

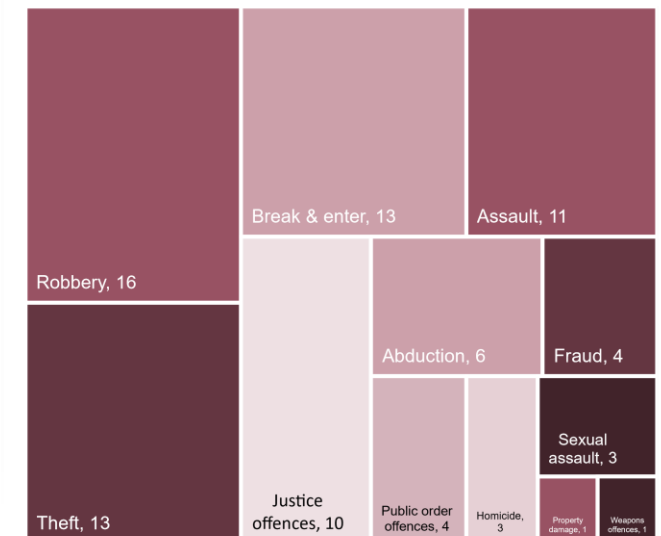
**↓ -16**  
From prior year

**36**  
Current number



#### 6.4 Detainee's most serious offence

The most serious offence for which a person is detained



Note: data from March 2020 onwards have been impacted by COVID and may not represent a change in long term trend

# From prior year compares the 12 months to March 2021 with the 12 months to March 2020

Aboriginal young people comprise 5.3% of the NSW population aged 0 to 17 years

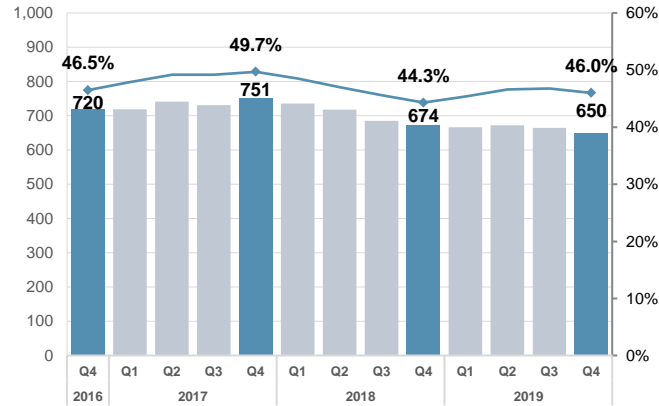
### 7.1 Reoffending among Aboriginal young people guilty in court or dealt with by YJC

Quarterly cohort reoffending rate - Any new proven offence committed within 12 months

**Down 24**  
Change year to year

**650**  
Current reoffenders

**46.0%**  
Current rate



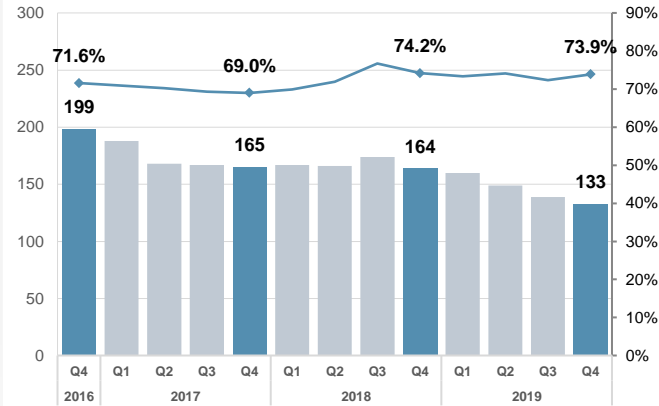
### 7.2 Reoffending among Aboriginal young people exiting custody – new proven offence

Quarterly cohort reoffending rate - Any new proven offence committed within 12 months

**Down 31**  
Change year to year

**133**  
Current reoffenders

**73.9%**  
Current rate



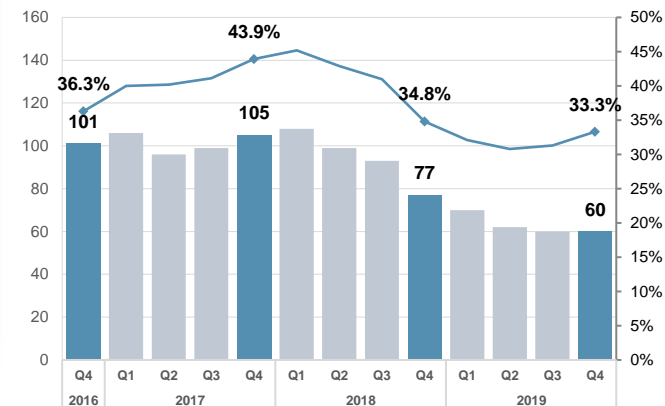
### 7.3 Reoffending among Aboriginal young people exiting custody – return to custody

Quarterly cohort reoffending rate - Return to custody for a new offence committed within 12 months

**Down 17**  
Change year to year

**60**  
Current reoffenders

**33.3%**  
Current rate



Measure	Definition
<b>1.1, 1.2, 1.3 Aboriginal young people in detention</b>	Number of Aboriginal young people held in juvenile detention, whether remanded or sentenced. Custody population figures are counted as at midnight on the last day of the month.
<b>2.1, 2.2, 2.3 Aboriginal young people in court</b>	Number of Aboriginal young people appearing in finalised criminal court appearances. A finalised appearance is one which has been fully determined by the court and for which no further court proceedings are required. Counts appearances finalised in the Children's, Local, District and Supreme Courts.
<b>3.1 Police court proceedings</b>	Number of Aboriginal young people proceeded against to court by NSW Police. This measure excludes Aboriginal young people proceeded against for a breach of bail.
<b>3.1 Diversions from court</b>	Number of Aboriginal young people proceeded against by NSW Police via a Youth Justice Conference referral or a caution or warning under the Young Offenders Act.
<b>4.1 Refused bail by police</b>	Number and proportion of Aboriginal young people refused bail by the police.
<b>4.2 Refused bail by court</b>	Number and proportion of Aboriginal young people refused bail at their first court bail appearance.
<b>4.3, 4.4 Bail breaches</b>	Number of Aboriginal young people whose bail was revoked due to a bail breach. 4.4 shows breaches where the offender committed a new offence, 4.5 shows a technical bail breach, such as reporting to police, curfew and residence.
<b>5.1 Found guilty in court</b>	Number of Aboriginal young people found guilty in finalised criminal court appearances.
<b>5.2 Sentenced to prison</b>	Number and proportion of Aboriginal young people sentenced to juvenile detention.
<b>6.1 Entering custody</b>	Number of Aboriginal young people received into custody. Excludes those held in police/court cell complexes.
<b>6.2, 6.3 Remand and sentenced population</b>	Remand – Aboriginal young people refused bail (and small numbers granted bail but unable to meet conditions) are remanded in custody pending future court action. Sentenced - the courts have imposed custodial sentence for a proven offence.
<b>6.4 Detainee's most serious offence</b>	The most serious offence type for which each person is in custody (remand and sentenced custody). Data is shown for the most recent month.
<b>7.1 Reoffending among Aboriginal young people guilty in court or dealt with by YJC</b>	Reoffending is defined as a further offence committed within 12 months of a Youth Justice Conference or proven court appearance and finalised by court appearance or Youth Justice Conference within 15 months (excludes those who received a custodial penalty). Data is presented for a 12-month period (annual cohort) ending with the relevant quarter.
<b>7.2 Reoffending among Aboriginal young people exiting custody – new proven offence</b>	Reoffending is defined as a further offence committed within 12 months of release from sentenced custody and finalised by court appearance or Youth Justice Conference within 15 months. Data is presented for a 12-month period (annual cohort) ending with the relevant quarter.
<b>7.3 Reoffending among Aboriginal young people exiting custody – return to custody</b>	Reoffending is defined as a further offence committed within 12 months of release from sentenced custody and finalised by court appearance within 15 months where the offender received a subsequent custodial penalty. Data is presented for a 12-month period (annual cohort) ending with the relevant quarter. This measure counts only those offenders who committed a new proven offence not parole revocations or bail refusal. 7.3 is a subset of 7.2 and shows those who were returned to custody.