

## Aboriginal women and child victims of domestic violence

### 1.1 Aboriginal women and child victims of domestic assault

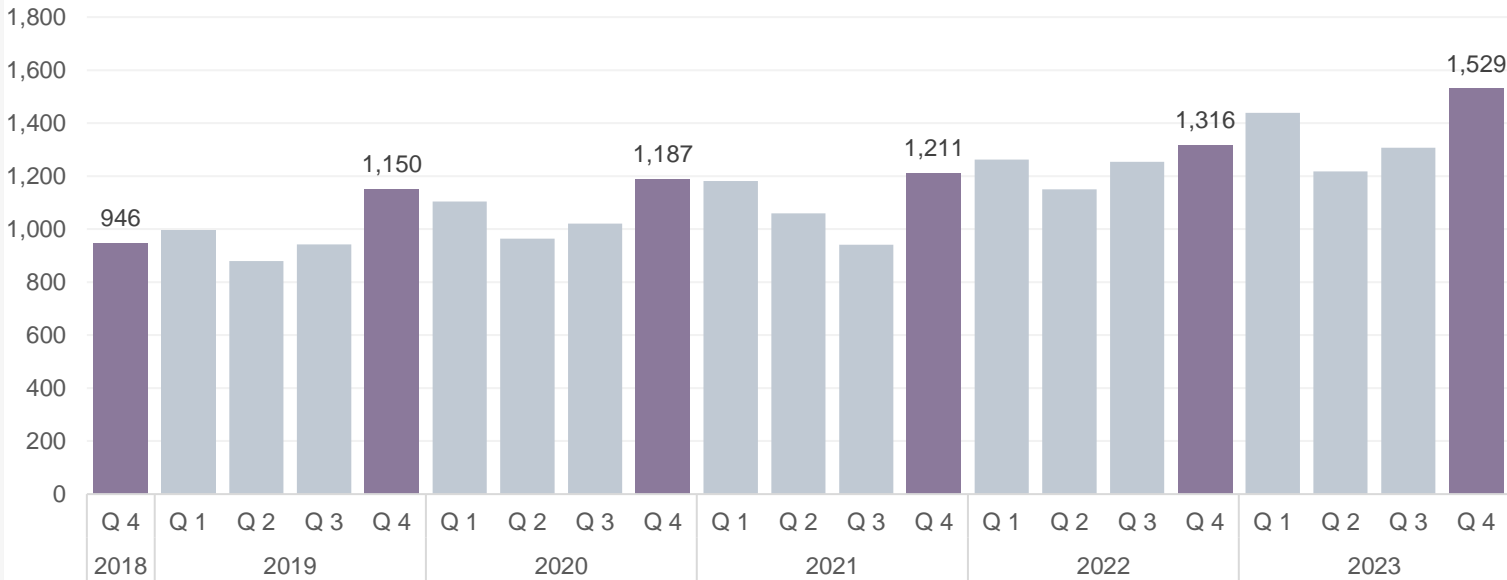
**Up 10.3%**  
Most recent year-on-year change

**↑ +511**  
From prior year

**4,982**  
Prior year 2022

**5,493**  
Current year 2023

**↑ +222**  
From prior quarter



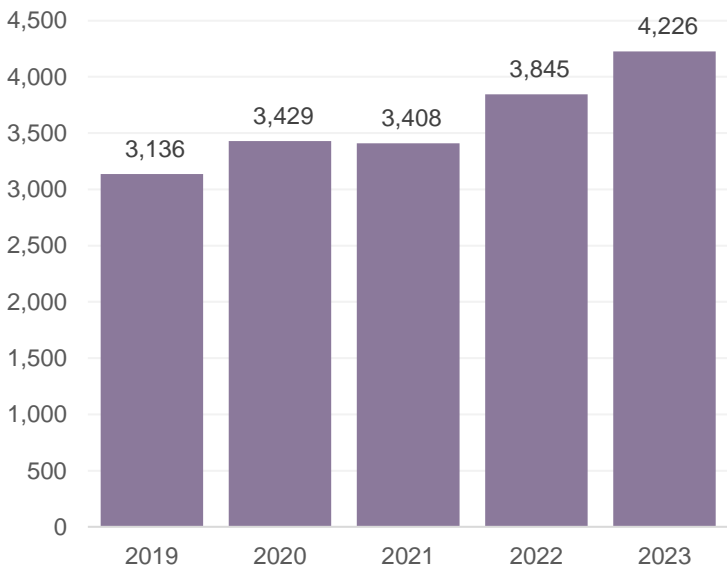
### 1.2 Aboriginal women victims of domestic assault

**Up 9.9%**  
Most recent year-on-year change

**+381**  
From prior year

**3,845**  
Prior year 2022

**4,226**  
Current year 2023



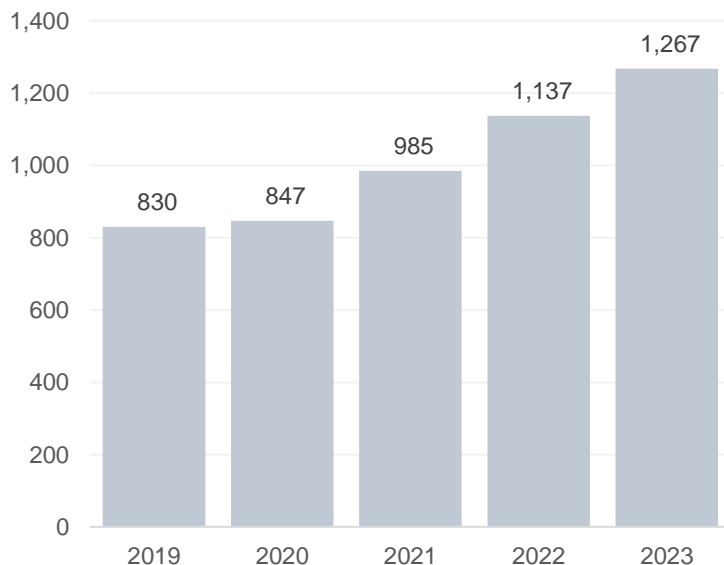
### 1.3 Aboriginal child victims of domestic assault

**Up 11.4%**  
Most recent year-on-year change

**+130**  
From prior year

**1,137**  
Prior year 2022

**1,267**  
Current year 2023



Aboriginal adult female victims, plus all Aboriginal victims under 18 years.

Note: data from March 2020 onwards have been impacted by COVID and may not represent a change in long term trend

<https://www.bocsar.nsw.gov.au>

[bcsr@justice.nsw.gov.au](mailto:bcsr@justice.nsw.gov.au)

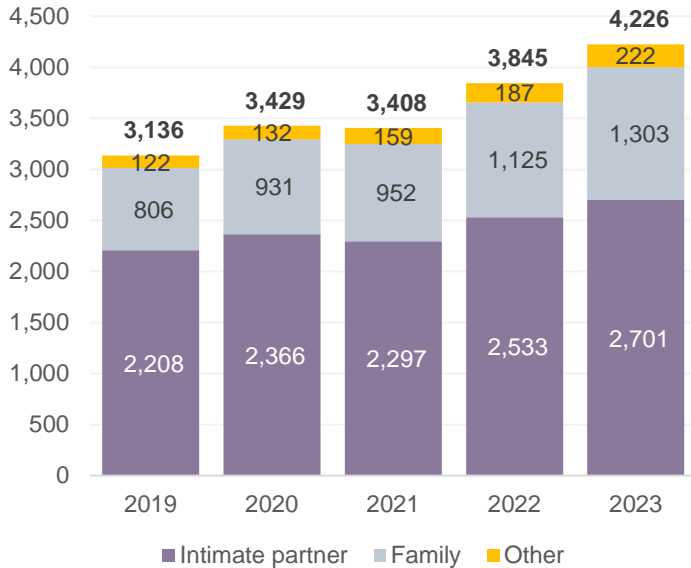


## Aboriginal women and child victims of domestic violence

### 2.1 Relationship - Aboriginal women

**Current year**  
63.9% intimate partners

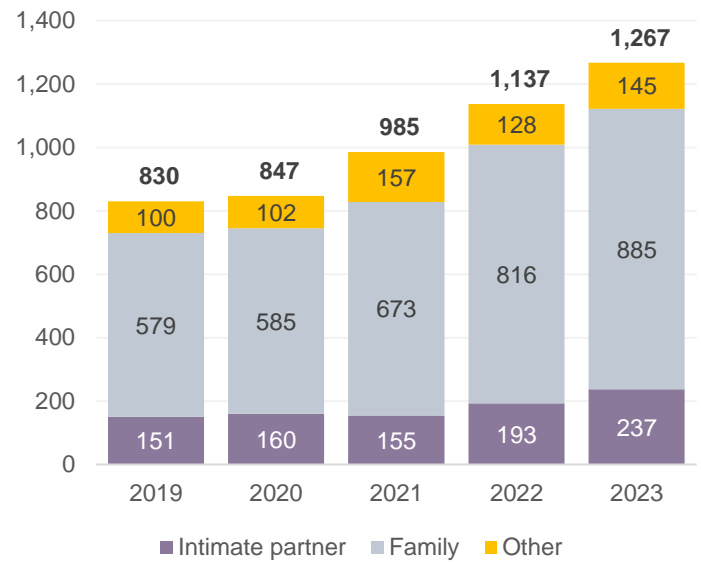
2 out of 3 women victims were assaulted by a current or former intimate partner



### 2.2 Relationship – Aboriginal children

**Current year**  
69.9% family member

7 out of 10 child victims were assaulted by a **family member**, such as a parent, child, sibling or other family member



### 3.1 Domestic violence related offences: Aboriginal women and child victims

| Offence                            | 2019         | 2020         | 2021         | 2022         | 2023         | 2 Year Trend    | 5 year Trend (annual average) |
|------------------------------------|--------------|--------------|--------------|--------------|--------------|-----------------|-------------------------------|
| DV Murder                          | 3            | 2            | 2            | 1            | 0            | nc              | nc                            |
| <b>Total DV assault</b>            | <b>3,966</b> | <b>4,276</b> | <b>4,393</b> | <b>4,982</b> | <b>5,493</b> | <b>Up 10.2%</b> | <b>Up 8.4%</b>                |
| DV Grievous bodily harm            | 47           | 59           | 54           | 56           | 55           | Stable          | Stable                        |
| DV Actual bodily harm              | 1,163        | 1,267        | 1,204        | 1,439        | 1,500        | Stable          | Up 6.5%                       |
| DV Assault common                  | 2,756        | 2,948        | 3,134        | 3,487        | 3,938        | Up 12.9%        | Up 9.3%                       |
| DV Intimidation/stalking           | 1,935        | 2,374        | 2,684        | 3,017        | 3,421        | Up 13.3%        | Up 15.3%                      |
| Breach ADVO                        | 2,777        | 3,429        | 3,785        | 4,274        | 4,698        | Up 9.9%         | Up 14%                        |
| Final ADVOs Issued                 | 5,641        | 5,689        | 5,862        | 6,363        | 6,892        | Stable          | Up 5.1%                       |
| Adult sexual offences*             | 379          | 436          | 466          | 592          | 691          | Stable          | Up 16.2%                      |
| Child sex offences*                | 1,650        | 1,558        | 1,649        | 1,815        | 1,726        | Stable          | Stable                        |
| Reported via Child Protection Line | 1,003        | 985          | 926          | 897          | 899          | Stable          | Stable                        |
| Reported to police                 | 647          | 573          | 723          | 918          | 827          | Stable          | Up 6.3%                       |

Aboriginal adult female victims, plus all Aboriginal victims under 18 years.

Note: Sexual offences include all sex offences not just those perpetrated by someone in a domestic relationship with the victim.

<https://www.bocsar.nsw.gov.au>

[bcsr@justice.nsw.gov.au](mailto:bcsr@justice.nsw.gov.au)



## Aboriginal women and child victims of domestic violence

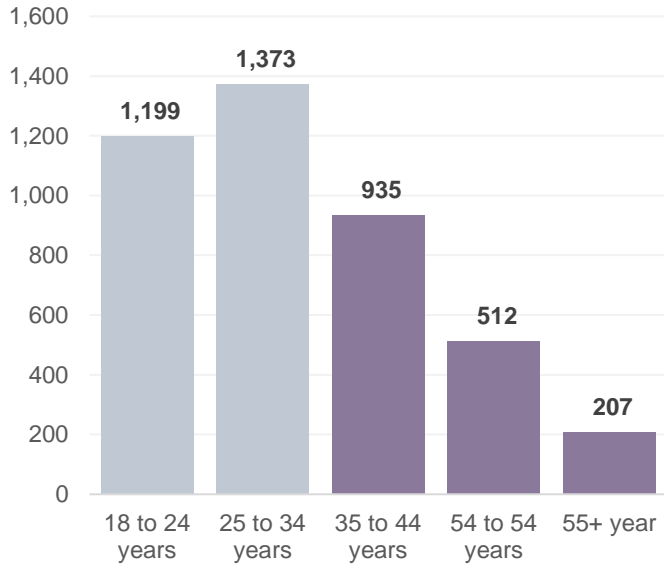
### 4.1 Age profile of Aboriginal women victims, 2023

**60.9%**

Aged 18 to 34 years

The majority of Aboriginal adult female victims are young, aged under 35 years.

#### Age group



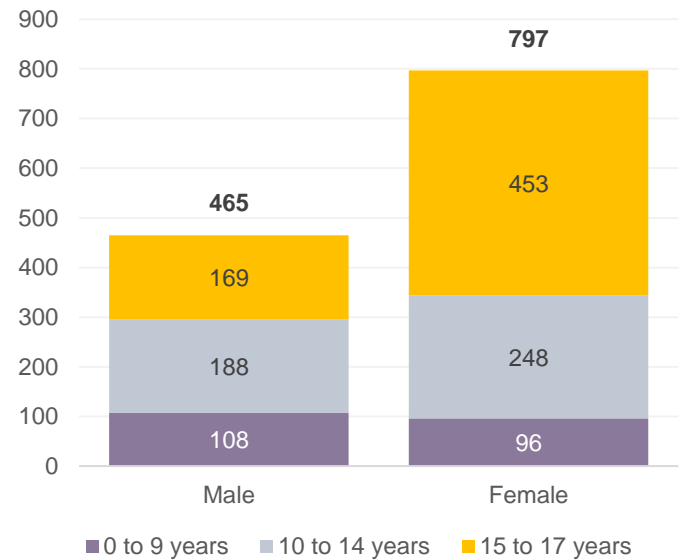
### 4.2 Age and gender profile of Aboriginal child victims, 2023

**62.9%**

Female

The majority of young Aboriginal victims are female

#### Gender



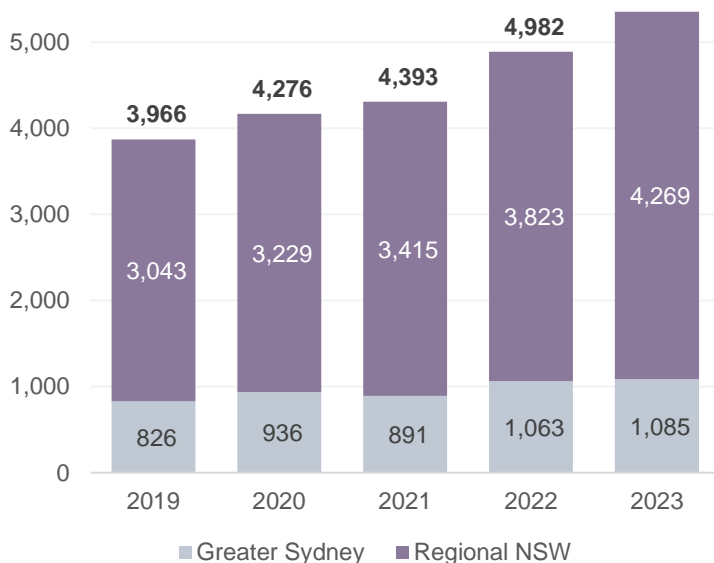
### 4.3 Urban/Regional location of victims, 2023

**77.7%**

Reside in Regional NSW

The overwhelming majority of victims reside in **Regional areas**

#### Residential location



### 4.4 Regions with highest rate of victims, 2023

| Local Government Area | Rate    | Ratio | Number |
|-----------------------|---------|-------|--------|
| Bourke                | 25872.7 | 9.3   | 126    |
| Walgett               | 18758.1 | 6.7   | 145    |
| Central Darling       | 18390.8 | 6.6   | 80     |
| Broken Hill           | 12781.4 | 4.6   | 159    |
| Warren                | 10752.7 | 3.8   | 30     |
| Moree Plains          | 9486.2  | 3.4   | 168    |
| Brewarrina            | 8091.3  | 2.9   | 39     |
| Leeton                | 7313.2  | 2.6   | 46     |
| Wentworth             | 7243.0  | 2.6   | 31     |
| Sydney                | 7182.9  | 2.6   | 128    |

\* With 30 or more recorded victims

Aboriginal adult female victims, plus all Aboriginal victims under 18 years.

Note: data from March 2020 onwards have been impacted by COVID and may not represent a change in long term trend

<https://www.bocsar.nsw.gov.au>

[bcsr@justice.nsw.gov.au](mailto:bcsr@justice.nsw.gov.au)



## Aboriginal women and child victims of domestic violence

### 5.1 Aboriginal offenders proceeded against for domestic violence assault

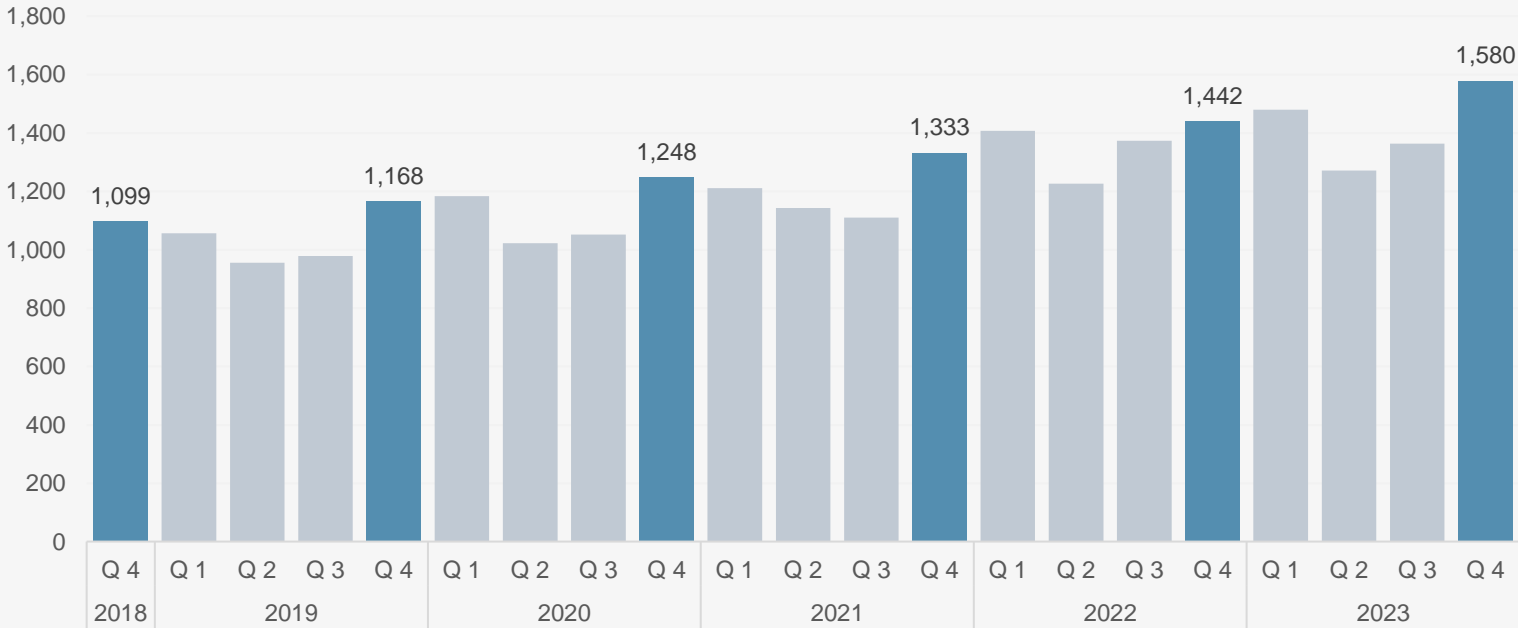
**Up 4.5%**  
Most recent year-on-year change

**↑ +246**  
From prior year

**5,450**  
Prior year 2022

**5,696**  
Current year 2023

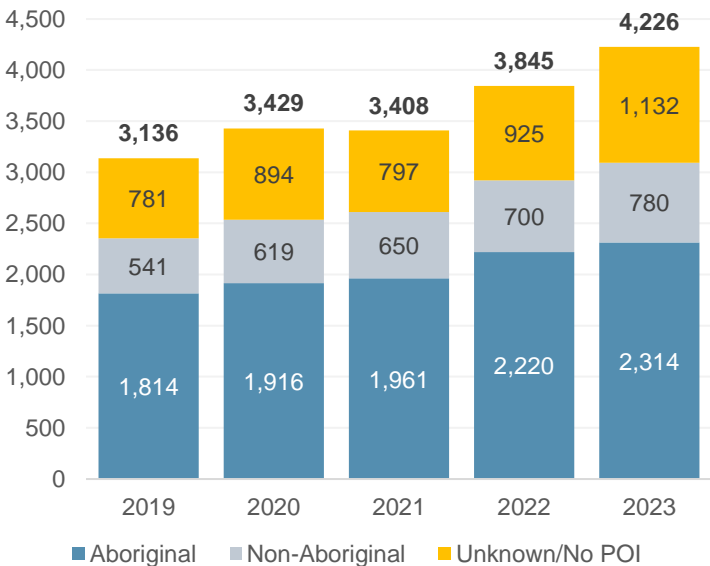
**↑ +216**  
From prior quarter



### 5.2 Aboriginal women victims of domestic violence assault by the alleged offenders Aboriginality

**Current year**  
**74.8% Aboriginal offender**

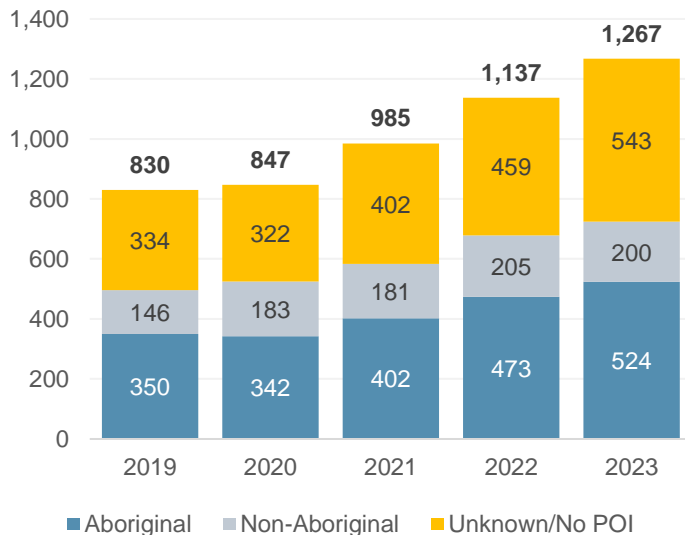
Aboriginal women were more frequently victimised by an **Aboriginal offender**



### 5.3 Aboriginal child victims of domestic violence assault by the alleged offenders Aboriginality

**Current year**  
**72.4% Aboriginal offender**

Over two-thirds of Aboriginal children were victimised by an **Aboriginal offender**



Aboriginal adult female victims, plus all Aboriginal victims under 18 years.

Note: data from March 2020 onwards have been impacted by COVID and may not represent a change in long term trend

<https://www.bocsar.nsw.gov.au>

[bcsr@justice.nsw.gov.au](mailto:bcsr@justice.nsw.gov.au)

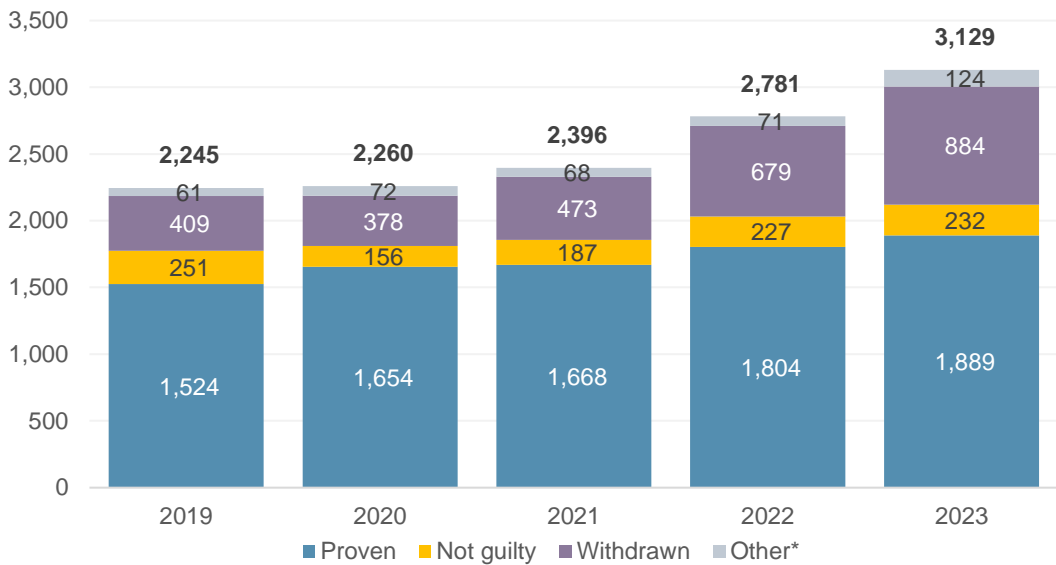


## Aboriginal women and child victims of domestic violence

### 6.1 Aboriginal defendant's appearing in finalised domestic violence related court appearances by offence type

| Most serious charge      | 2019  | 2020  | 2021  | 2022  | 2023  | 2 Year Trend | 5 year Trend (annual average) |
|--------------------------|-------|-------|-------|-------|-------|--------------|-------------------------------|
| DV Assault               | 2,245 | 2,260 | 2,396 | 2,781 | 3,129 | Stable       | Up 8.7%                       |
| DV Intimidation/stalking | 1,370 | 1,608 | 1,766 | 2,138 | 2,419 | Up 13.1%     | Up 15.3%                      |
| Breach ADVO              | 1,367 | 1,678 | 1,899 | 2,170 | 2,363 | Stable       | Up 14.7%                      |
| Adult sexual offences*   | 226   | 211   | 215   | 265   | 290   | Stable       | Up 6.4%                       |
| Child sex offences*      | 165   | 161   | 200   | 171   | 211   | Up 23.4%     | Up 6.3%                       |

### 6.2 Court outcomes for Aboriginal defendant's appearing in finalised domestic assault appearances

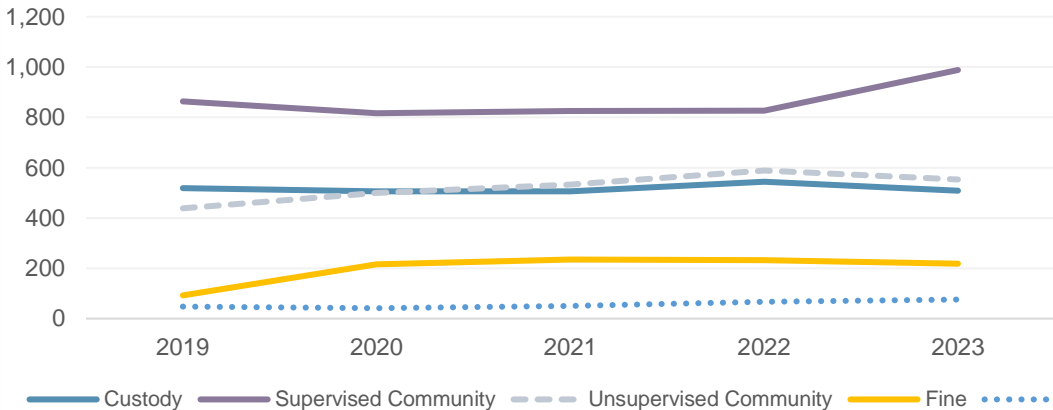


#### Most recent year-on-year change

- Other\* - Up 53 (+74.6%)
- Withdrawn by the prosecution – Up 205 (+30.2%)
- Not guilty – Up 5 (+2.2%)
- Proven – Up 85 (+4.7%)

\*Other includes dismissed for mental health and otherwise disposed of

### 6.3 Penalties for Aboriginal defendant's found guilty of domestic assault



#### Most recent year-on-year change

- Supervised community – Up 162 (+19.6%)
- Unsupervised community – Down 35 (-6.0%)
- Custody – Down 36 (-6.6%)
- Fine – Down -14 (-6.0%)

Note: data from March 2020 onwards have been impacted by COVID and may not represent a change in long term trend

Note: Sexual offences include all sex offences not just those perpetrated by someone in a domestic relationship with the victim.

## Aboriginal women and child victims of domestic violence

Glossary

| Measure  | Definition   |
|--|--|
| <b>1.1, 1.2, 1.3 Target 13</b>                   | Number of Aboriginal adult women (aged 18+ years) or Aboriginal children (aged 0-17 years) recorded as victims of domestic assault by the NSW Police.  |
| <b>2.1, 2.2 Relationship</b>                     | Shows the relationship recorded by the NSW Police between the victim and the offender in a domestic assault incident.<br>Intimate partner includes: Current and ex spouses, current and ex partners, current and ex boyfriend/girlfriend.<br>Family includes: Parents, children (including step, and foster), siblings, other family members (including kin)<br>Other domestic relationship: Persons living in the same household/residential facility, carer, person in authority, other domestic relationship (e.g. partner's ex partner). |
| <b>3.1 Domestic and sexual violence offences</b> | Number of Aboriginal adult women (aged 18+ years) and Aboriginal children (aged 10-17 years) recorded as victims of selected domestic and/or sexual violence offences by the NSW Police.   |
| <b>4.1 4.2 Demographics</b>                      | Age and gender profile of Aboriginal adult women (aged 18+ years) and Aboriginal children (aged 0-17 years) recorded as victims of domestic assault by the NSW Police.   |
| <b>4.3 4.4 Regional breakdown</b>                | Where do Aboriginal adult women (aged 18+ years) and Aboriginal children (aged 0-17 years) reside.<br>Rate: Rate per 100,000 population (Aboriginal women and Aboriginal children). Population based on 2021 ABS Census.<br>Ratio: Ratios are a comparison of NSW LGA rates per 100,000 population to the NSW rate per 100,000 population. A ratio of one indicates parity with the State rate.  |
| <b>5.1 5.2 5.3 Offenders</b>                     | Number of Aboriginal offenders proceeded against by the NSW Police for domestic assault.<br>5.2 5.3 show the proportion of Aboriginal offenders where there is a known offender  |
| <b>6.1 Appearing in court</b>                    | Number of Aboriginal adults appearing in finalised domestic violence related court appearances.  |
| <b>5.3 Court outcomes</b>                        | Court outcomes for Aboriginal adults appearing in finalised domestic assault court appearances.  |
| <b>6.3 Penalties</b>                             | Principal penalty for Aboriginal adults found guilty of a domestic assault   |