

# Target 13: Aboriginal women and child victims of domestic violence

## QUARTERLY REPORT – DECEMBER 2022

### 1.1 Aboriginal women and child victims of domestic assault

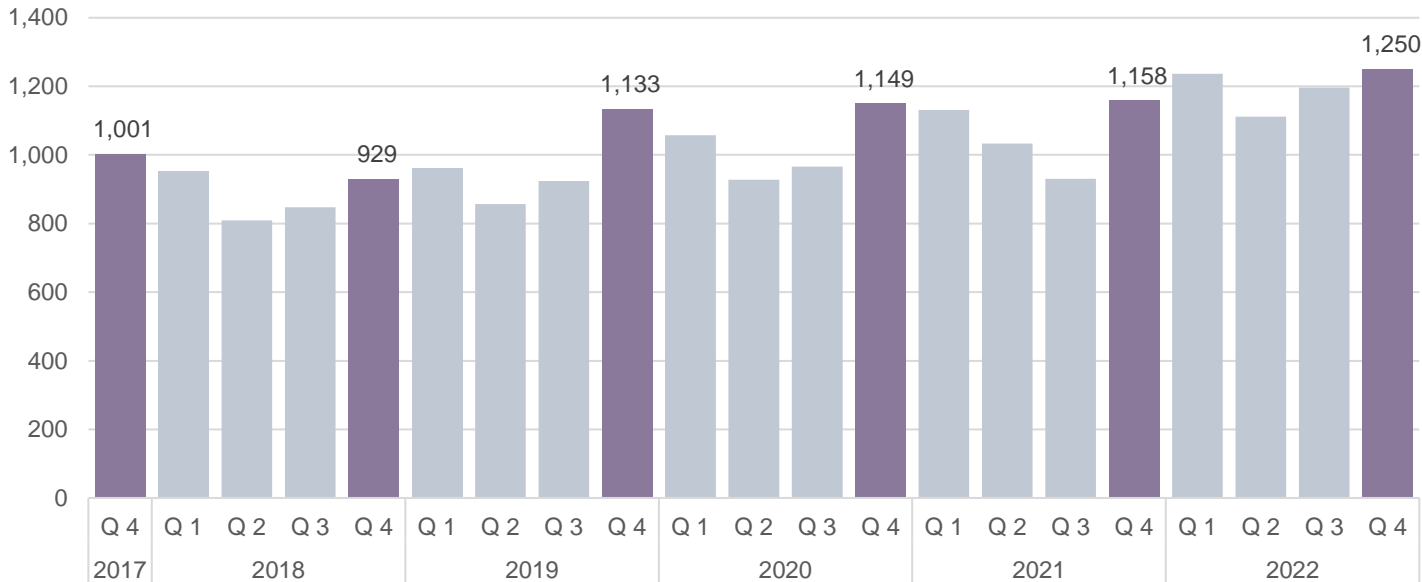
**Up 12.7%**  
Most recent year-on-year change

**↑ +541**  
From prior year

**4,252**  
Prior year 2021

**4,793**  
Current year 2022

**↑ +54**  
From prior quarter



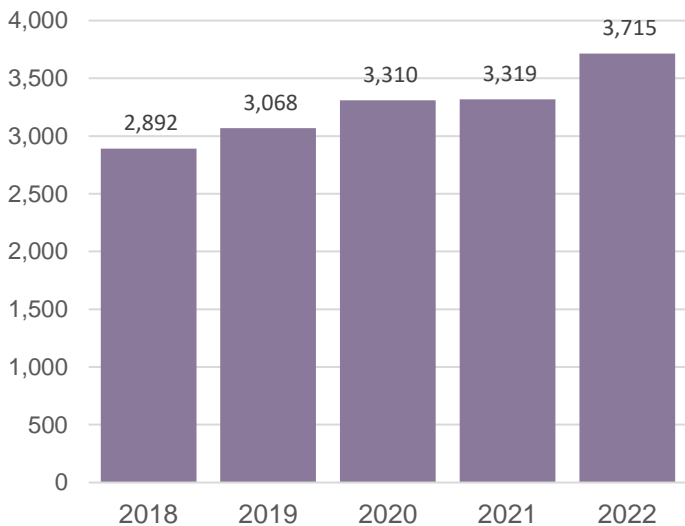
### 1.2 Aboriginal women victims of domestic assault

**Up 11.9%**  
Most recent year-on-year change

**+396**  
From prior year

**3,319**  
Prior year 2021

**3,715**  
Current year 2022



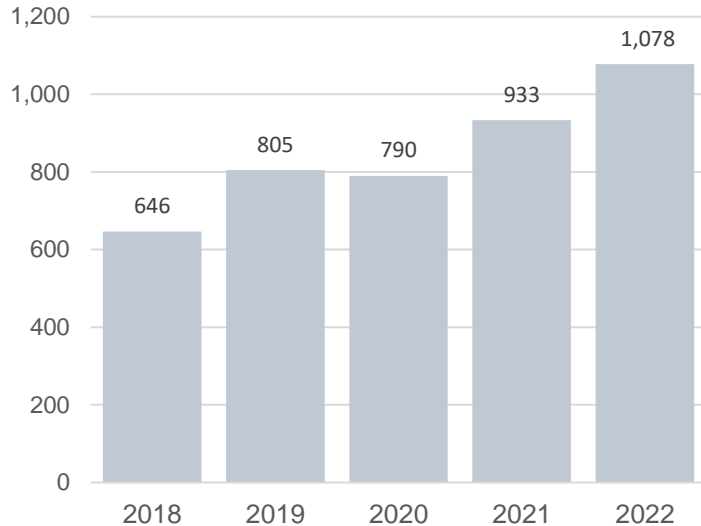
### 1.3 Aboriginal child victims of domestic assault

**Up 15.5%**  
Most recent year-on-year change

**+145**  
From prior year

**933**  
Prior year 2021

**1,078**  
Current year 2022



Aboriginal adult female victims, plus all Aboriginal victims under 18 years.

Note: data from March 2020 onwards have been impacted by COVID and may not represent a change in long term trend

<https://www.bocsar.nsw.gov.au>

[bcsr@justice.nsw.gov.au](mailto:bcsr@justice.nsw.gov.au)



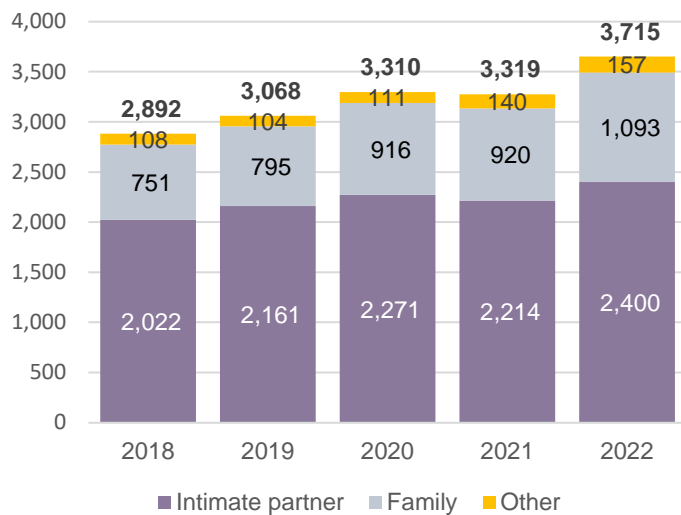
# Target 13: Aboriginal women and child victims of domestic violence

## QUARTERLY REPORT – DECEMBER 2022

### 2.1 Relationship - Aboriginal women

**Current year**  
64.6% intimate partners

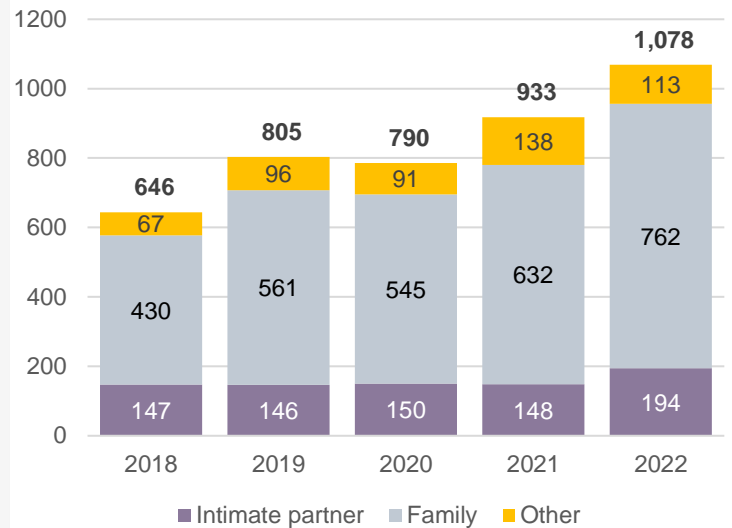
2 out of 3 women victims were assaulted by a current or former intimate partner



### 2.2 Relationship – Aboriginal children

**Current year**  
70.7% family member

5 out of 7 child victims were assaulted by a **family member**, such as a parent, child, sibling or other family member



### 3.1 Domestic violence related offences: Aboriginal women and child victims

Offence	2018	2019	2020	2021	2022	2 Year Trend	5 year Trend (annual average)
<b>DV Murder</b>	4	3	2	2	1	nc	nc
<b>Total DV assault</b>	3,538	3,873	4,100	4,252	4,793	Up 12.7%	Up 7.9%
<b>DV Grievous bodily harm</b>	38	46	57	51	53	Stable	Stable
<b>DV Actual bodily harm</b>	1,031	1,143	1,226	1,165	1,375	Up 18.0%	Up 7.5%
<b>DV Assault common</b>	2,468	2,684	2,815	3,035	3,365	Stable	Up 8.1%
<b>DV Intimidation/stalking</b>	1,610	1,894	2,278	2,598	2,907	Up 11.9%	Up 15.9%
<b>Breach ADVO</b>	2,309	2,697	3,311	3,660	4,131	Up 12.9%	Up 15.7%
<b>Final ADVOs Issued</b>	5,423	5,833	5,844	6,052	6,437	Stable	Up 4.4%
<b>Adult sexual offences*</b>	324	358	425	436	524	Stable	Up 12.8%
<b>Child sex offences*</b>	1,266	1,569	1,473	1,366	1,340	Stable	Stable
Reported via Child Protection Line	728	950	934	693	497	Down 28.3%	Down 9.1%
Reported to police	538	619	539	673	843	Stable	Up 11.9%

Aboriginal adult female victims, plus all Aboriginal victims under 18 years.

Note: Sexual offences include all sex offences not just those perpetrated by someone in a domestic relationship with the victim.

<https://www.bocsar.nsw.gov.au>

[bcsr@justice.nsw.gov.au](mailto:bcsr@justice.nsw.gov.au)



# Target 13: Aboriginal women and child victims of domestic violence

## QUARTERLY REPORT – DECEMBER 2022

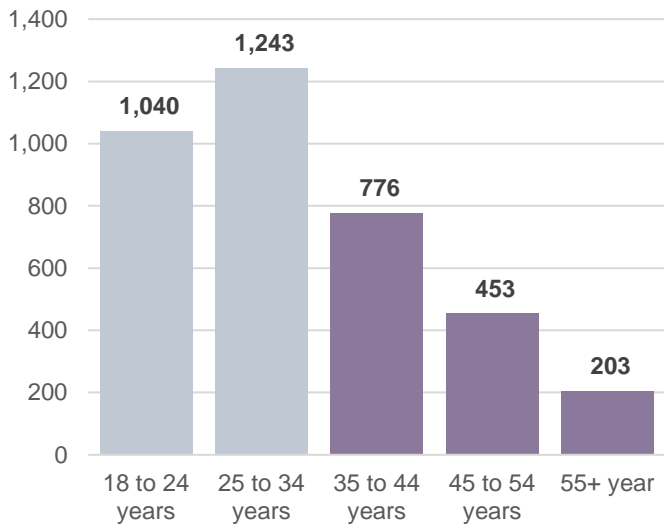
### 4.1 Age profile of Aboriginal women victims, 2022

**61.5%**

Aged 18 to 34 years

The majority of Aboriginal adult female victims are young, aged under 35 years.

#### Age group



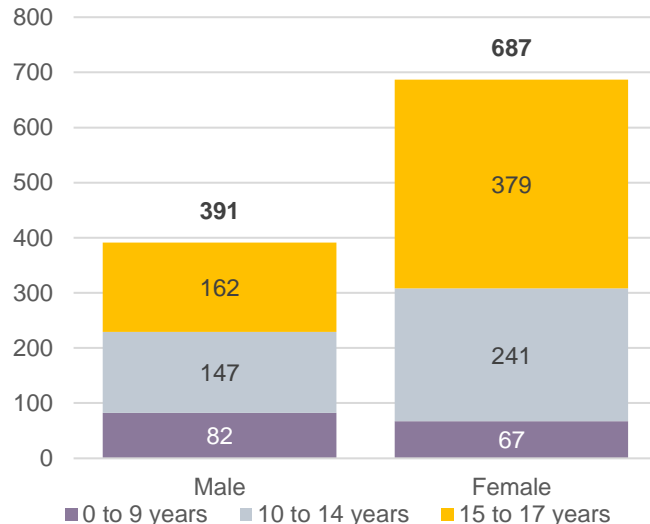
### 4.2 Age and gender profile of Aboriginal child victims, 2022

**63.7%**

Female

The majority of young Aboriginal victims are female

#### Gender



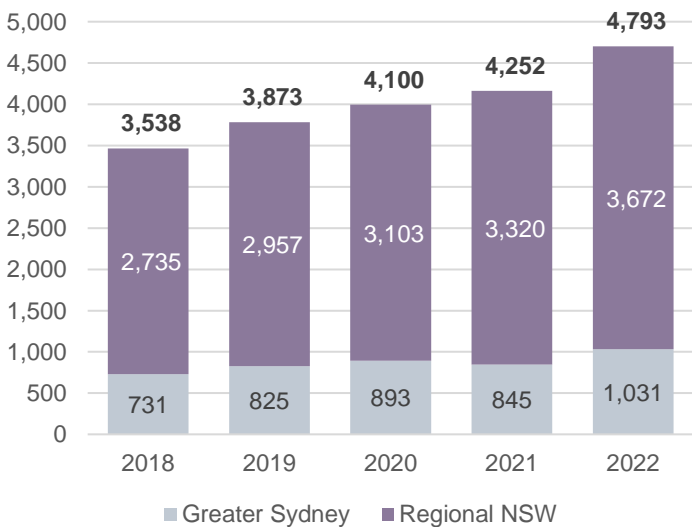
### 4.3 Urban/Regional location of victims, 2022

**76.6%**

Reside in Regional NSW

The overwhelming majority of victims reside in **Regional areas**

#### Residential location



### 4.4 Regions with highest rate of victims, 2022

Local Government Area	Rate	Ratio	Number
Bourke	21074.4	8.6	102
Wentworth	13896.5	5.7	51
Central Darling	13679.2	5.6	58
Walgett	11673.2	4.8	90
Moree Plains	11481.1	4.7	200
Broken Hill	9037.7	3.7	108
Brewarrina	8444.4	3.5	38
Sydney	7213.5	3.0	124
Nambucca Valley	5386.0	2.2	60
Armidale Regional	5114.0	2.1	83

\* With 30 or more recorded victims

Aboriginal adult female victims, plus all Aboriginal victims under 18 years.

Note: data from March 2020 onwards have been impacted by COVID and may not represent a change in long term trend

<https://www.bocsar.nsw.gov.au>

[bcsr@justice.nsw.gov.au](mailto:bcsr@justice.nsw.gov.au)



# Target 13: Aboriginal women and child victims of domestic violence

## QUARTERLY REPORT – DECEMBER 2022

### 5.1 Aboriginal offenders proceeded against for domestic violence assault

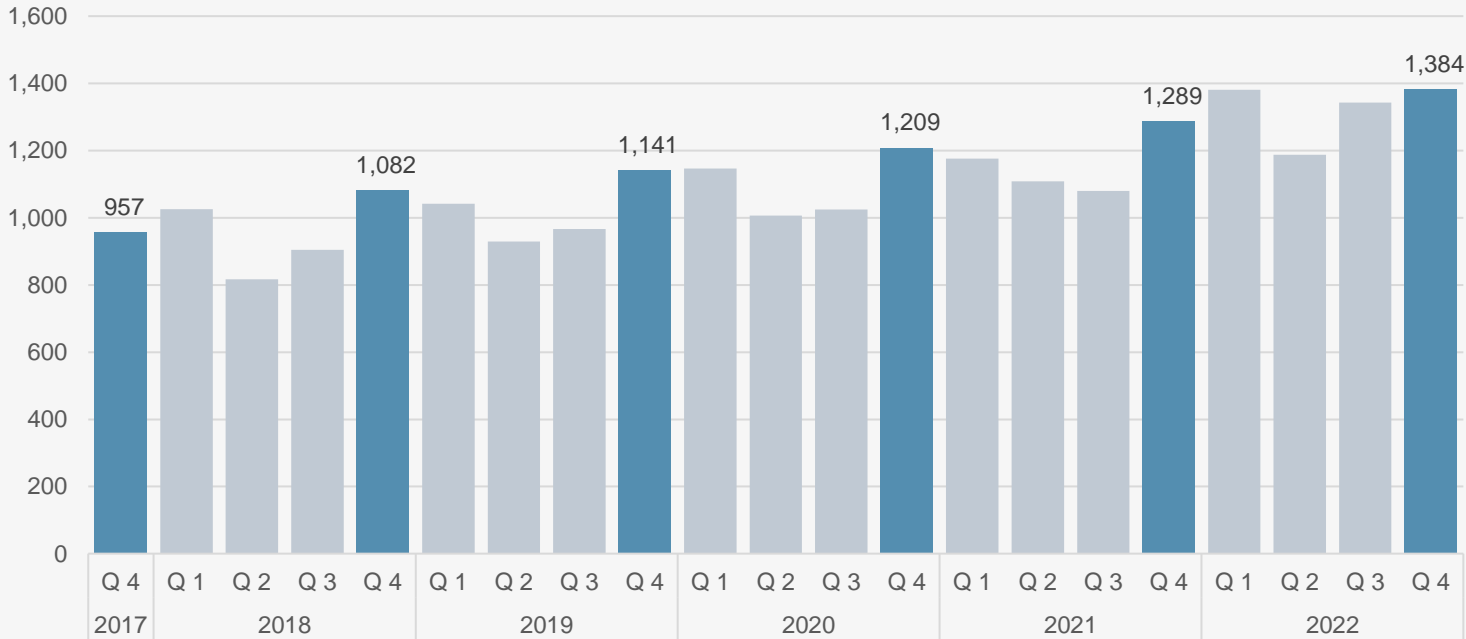
**Up 13.8%**  
Most recent year-on-year change

**↑ +642**  
From prior year

**4,654**  
Prior year 2020

**5,296**  
Current year 2021

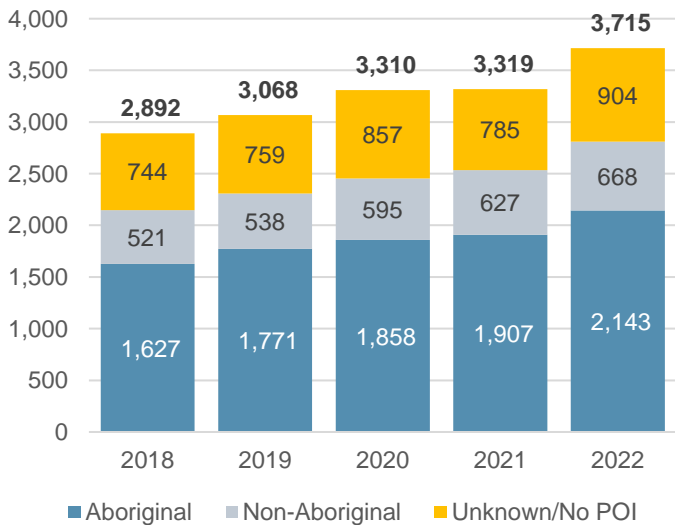
**↑ +41**  
From prior quarter



### 5.2 Aboriginal women victims of domestic violence assault by the alleged offenders Aboriginality

**Current year**  
**76.2% Aboriginal offender**

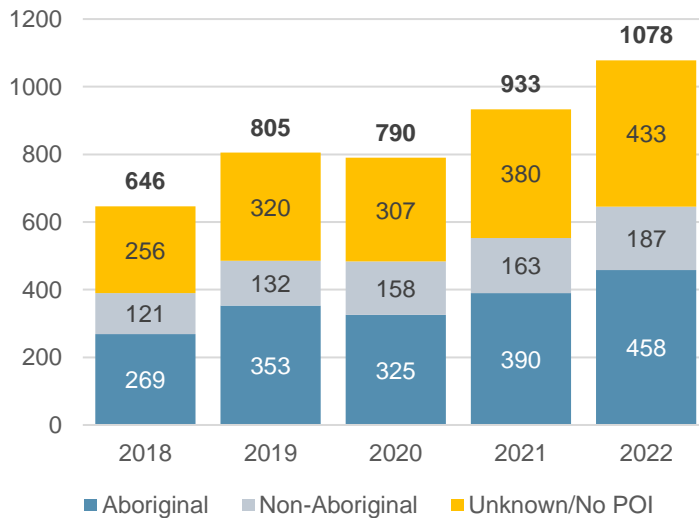
Aboriginal women were more frequently victimised by an **Aboriginal offender**



### 5.3 Aboriginal child victims of domestic violence assault by the alleged offenders Aboriginality

**Current year**  
**70.9% Aboriginal offender**

Almost three-quarters of Aboriginal children were victimised by an **Aboriginal offender**



Aboriginal adult female victims, plus all Aboriginal victims under 18 years.

Note: data from March 2020 onwards have been impacted by COVID and may not represent a change in long term trend

<https://www.bocsar.nsw.gov.au>

[bcsr@justice.nsw.gov.au](mailto:bcsr@justice.nsw.gov.au)



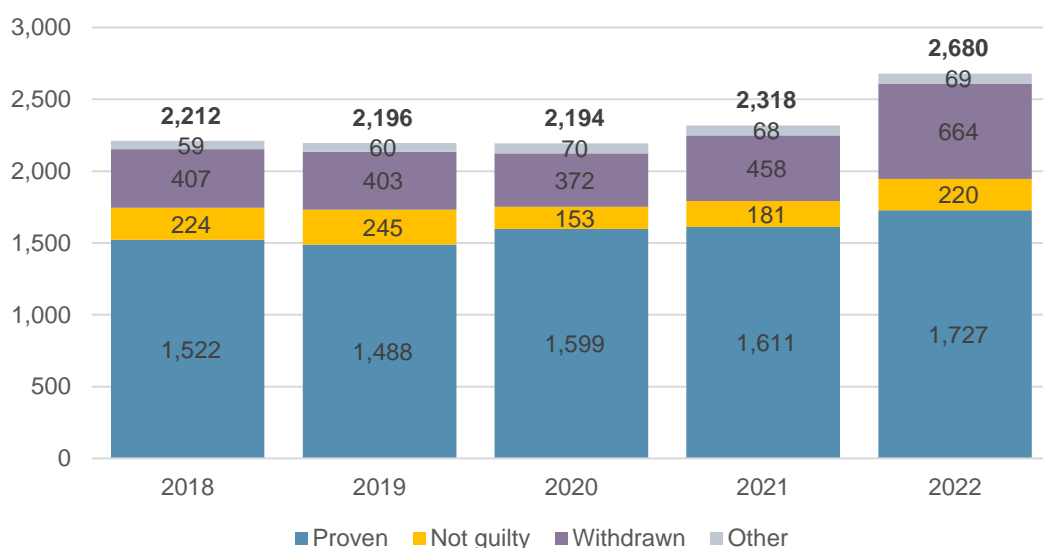
# Target 13: Aboriginal women and child victims of domestic violence

## QUARTERLY REPORT – DECEMBER 2022

### 6.1 Aboriginal defendant's appearing in finalised domestic violence related court appearances by offence type

Most serious charge	2018	2019	2020	2021	2022	2 Year Trend	5 year Trend (annual average)
DV Assault	2,212	2,196	2,194	2,318	2,680	Stable	Up 4.9%
DV Intimidation/stalking	1,172	1,330	1,553	1,687	2,059	Up 22.1%	Up 15.1%
Breach ADVO	1,246	1,323	1,620	1,820	2,084	Up 14.5%	Up 13.7%
Adult sexual offences*	210	220	202	212	257	Up 21.2%	Up 5.2%
Child sex offences*	173	161	154	190	164	Stable	Stable

### 6.2 Court outcomes for Aboriginal defendant's appearing in finalised domestic assault appearances



#### Most recent year-on-year change

Other\* - Stable

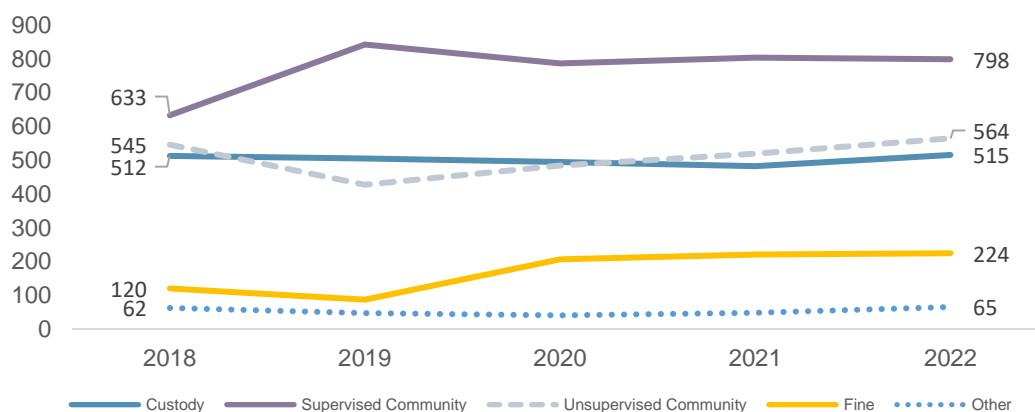
Withdrawn by the prosecution – Up 206 (+45.0%)

Not guilty – Up 39 (+21.5%)

Proven – Up 116 (+7.2%)

\*Other includes dismissed for mental health and otherwise disposed of

### 6.3 Penalties for Aboriginal defendant's found guilty of domestic assault



#### Most recent year-on-year change

Supervised community – Down 5 (-0.6%)

Unsupervised community – Up 45 (+8.7%)

Custody – Up 33 (+6.8%)

Fine - Up 3 (+1.4%)

Note: data from March 2020 onwards have been impacted by COVID and may not represent a change in long term trend

Note: Sexual offences include all sex offences not just those perpetrated by someone in a domestic relationship with the victim.

<https://www.bocsar.nsw.gov.au>

[bcsr@justice.nsw.gov.au](mailto:bcsr@justice.nsw.gov.au)



# Target 13: Aboriginal women and child victims of domestic violence

## QUARTERLY REPORT – DECEMBER 2022

### Glossary

Measure	Definition
<b>1.1, 1.2, 1.3 Target 13</b>	Number of Aboriginal adult women (aged 18+ years) or Aboriginal children (aged 0-17 years) recorded as victims of domestic assault by the NSW Police.
<b>2.1, 2.2 Relationship</b>	Shows the relationship recorded by the NSW Police between the victim and the offender in a domestic assault incident. Intimate partner includes: Current and ex spouses, current and ex partners, current and ex boyfriend/girlfriend. Family includes: Parents, children (including step, and foster), siblings, other family members (including kin) Other domestic relationship: Persons living in the same household/residential facility, carer, person in authority, other domestic relationship (e.g. partner's ex partner).
<b>3.1 Domestic and sexual violence offences</b>	Number of Aboriginal adult women (aged 18+ years) and Aboriginal children (aged 10-17 years) recorded as victims of selected domestic and/or sexual violence offences by the NSW Police.
<b>4.1 4.2 Demographics</b>	Age and gender profile of Aboriginal adult women (aged 18+ years) and Aboriginal children (aged 0-17 years) recorded as victims of domestic assault by the NSW Police.
<b>4.3 4.4 Regional breakdown</b>	Where do Aboriginal adult women (aged 18+ years) and Aboriginal children (aged 0-17 years) reside. Rate: Rate per 100,000 population (Aboriginal women and Aboriginal children). Population based on 2021 ABS Census. Ratio: Ratios are a comparison of NSW LGA rates per 100,000 population to the NSW rate per 100,000 population. A ratio of one indicates parity with the State rate.
<b>5.1 5.2 5.3 Offenders</b>	Number of Aboriginal offenders proceeded against by the NSW Police for domestic assault. 5.2 5.3 show the proportion of Aboriginal offenders where there is a known offender
<b>6.1 Appearing in court</b>	Number of Aboriginal adults appearing in finalised domestic violence related court appearances.
<b>5.3 Court outcomes</b>	Court outcomes for Aboriginal adults appearing in finalised domestic assault court appearances.
<b>6.3 Penalties</b>	Principal penalty for Aboriginal adults found guilty of a domestic assault