

# COERCIVE CONTROL MONITORING REPORT

## Quarterly Report: September 2024

A new offence of coercive control commenced in NSW on 1 July 2024 ([s54D, Crimes Act 1900](#))

The offence relates to abusive behaviours directed towards a current or former intimate partner with the intention to coerce or control them. The offence captures repeated patterns of physical or non-physical abuse used to hurt, scare, intimidate, threaten or control someone. The law applies to behaviour from 1 July 2024. This report shows the operation of the new offence.




### Coercive control incidents recorded by NSW Police

Jul 2024-Sep 2024

#### 1.1 Number of recorded incidents of coercive control

# 76

Coercive control incidents  
2024 Q3



#### 1.2 Nature of controlling behaviours

Controlling behaviours identified	Jul-24	Aug-24	Sep-24	Total behaviours 2024 Q3	% of coercive control incidents
Harassment, monitoring or tracking	12	21	8	41	54%
Financial abuse	10	14	10	34	45%
Shaming, degrading or humiliating	12	16	6	34	45%
Social isolation or cultural abuse	8	15	9	32	42%
Threats or intimidation	12	15	5	32	42%
Physical violence	7	11	4	22	29%
Deprive liberty or otherwise control	6	8	3	17	22%
Other coercive behaviour	4	6	5	15	20%
Damage or destruction of property	3	7	0	10	13%
Sexual violence	1	4	2	7	9%
Animal abuse	1	2	1	4	5%
Harm to a child	1	1	1	3	4%
<b>Total coercive control incidents</b>	<b>22</b>	<b>35</b>	<b>19</b>	<b>76</b>	

# COERCIVE CONTROL MONITORING REPORT

## Quarterly Report: September 2024

### 1.3 Incidents of coercive control recorded by NSW Police by region

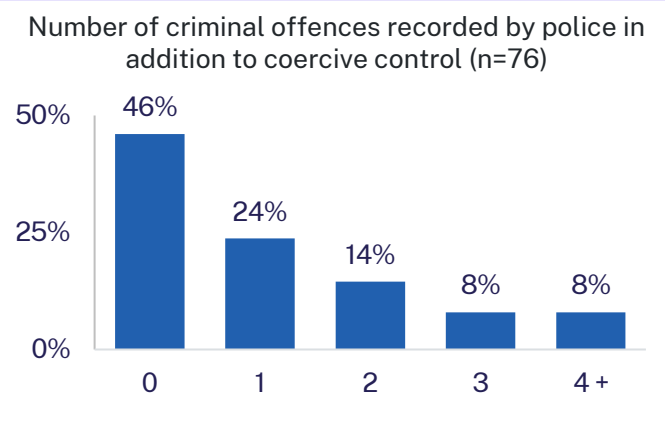
Region of incident	Jul-24	Aug-24	Sep-24	Total - 2024 Q3	
				Number	Rate per 100,000
<b>NSW total</b>	<b>22</b>	<b>35</b>	<b>19</b>	<b>76</b>	<b>0.9</b>
<b>Greater Sydney</b>	11	18	10	<b>39</b>	<b>0.7</b>
Baulkham Hills and Hawkesbury	-	1	1	<b>2</b>	<b>0.7</b>
Blacktown	2	2	-	<b>4</b>	<b>1.0</b>
Central Coast	2	1	3	<b>6</b>	<b>1.7</b>
City and Inner South	1	2	1	<b>4</b>	<b>1.2</b>
Eastern Suburbs	-	-	-	-	n.c.
Inner South West	3	1	2	<b>6</b>	<b>1.0</b>
Inner West	-	2	-	<b>2</b>	<b>0.7</b>
North Sydney and Hornsby	-	-	-	-	n.c.
Northern Beaches	-	-	-	-	n.c.
Outer South West	-	-	-	-	n.c.
Outer West and Blue Mountains	1	3	-	<b>4</b>	<b>1.2</b>
Parramatta	-	4	-	<b>4</b>	<b>0.8</b>
Ryde	-	-	-	-	n.c.
South West	1	-	2	<b>3</b>	<b>0.6</b>
Sutherland	1	2	1	<b>4</b>	<b>1.7</b>
<b>Regional NSW</b>	<b>11</b>	<b>17</b>	<b>9</b>	<b>37</b>	<b>1.3</b>
Capital Region	-	1	1	<b>2</b>	<b>0.8</b>
Central West	2	4	1	<b>7</b>	<b>3.3</b>
Coffs Harbour - Grafton	-	-	-	-	n.c.
Far West and Orana	1	1	-	<b>2</b>	<b>1.7</b>
Hunter Valley exc Newcastle	-	2	1	<b>3</b>	<b>1.0</b>
Illawarra	1	2	2	<b>5</b>	<b>1.6</b>
Mid North Coast	2	1	1	<b>4</b>	<b>1.7</b>
Murray	-	3	1	<b>4</b>	<b>3.2</b>
New England and North West	1	-	2	<b>3</b>	<b>1.6</b>
Newcastle and Lake Macquarie	2	2	-	<b>4</b>	<b>1.0</b>
Richmond - Tweed	1	1	-	<b>2</b>	<b>0.8</b>
Riverina	1	-	-	<b>1</b>	<b>0.6</b>
Southern Highlands and Shoalhaven	-	-	-	-	n.c.

n.c. not calculated

# COERCIVE CONTROL MONITORING REPORT

## Quarterly Report: September 2024

### 1.4 Offences co-occurring with coercive control



**46%** or 35 events: coercive control was the only recorded offence

**54%** or 41 events: multiple offences were recorded in the event, the most common co-occurring offences were:

- DV assault – recorded in 30% of events
- Intimidation/stalking – recorded in 30% of events
- Sexual assault – recorded in 8% of events



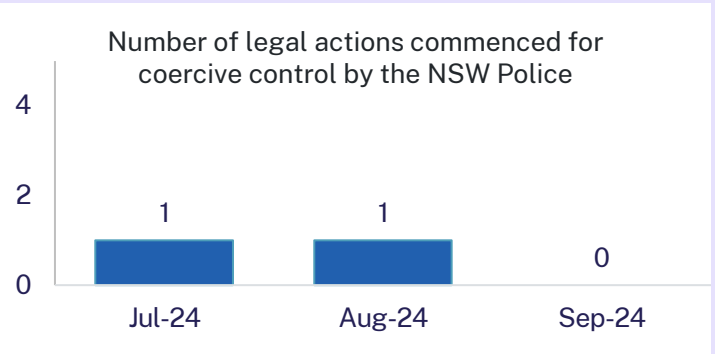
### Legal action taken by NSW Police

Jul 2024-Sep 2024

### 1.5 Legal actions commenced for coercive control

**2** charges have been laid for coercive control

**1** of these coercive control charges was later withdrawn by the prosecution. The second coercive control charge was still pending court finalisation as at mid-November 2024.



### 1.6 Nature of charges laid on the criminal event

Nature of charges laid	Count	% of all coercive control events
No charges of any type	46	61%
Coercive control charge only	0	0%
Coercive control charge plus other charge/s	2	3%
No coercive control charge but other charge/s	28	37%
<b>Total coercive control events</b>	<b>76</b>	<b>100%</b>

The two coercive control events with a coercive control charge both also involved charges for other DFV offences. Another 28 coercive control events resulted in charges for other DFV offences, but no coercive control charge.

The most common types of charges arising from criminal events with a coercive control incident were for DV assault, intimidation / stalking, and property damage.

# COERCIVE CONTROL MONITORING REPORT

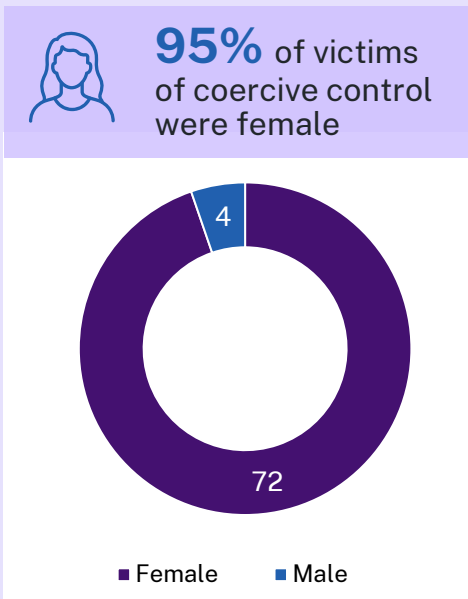
Quarterly Report: September 2024



## Victims of coercive control

Jul 2024-Sep 2024

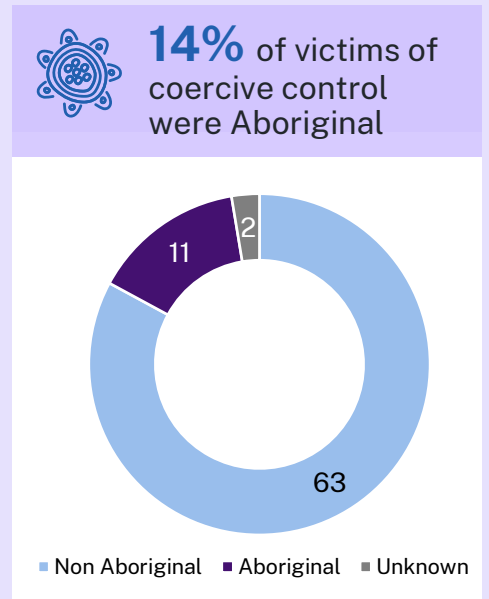
### 2.1 Victims by gender



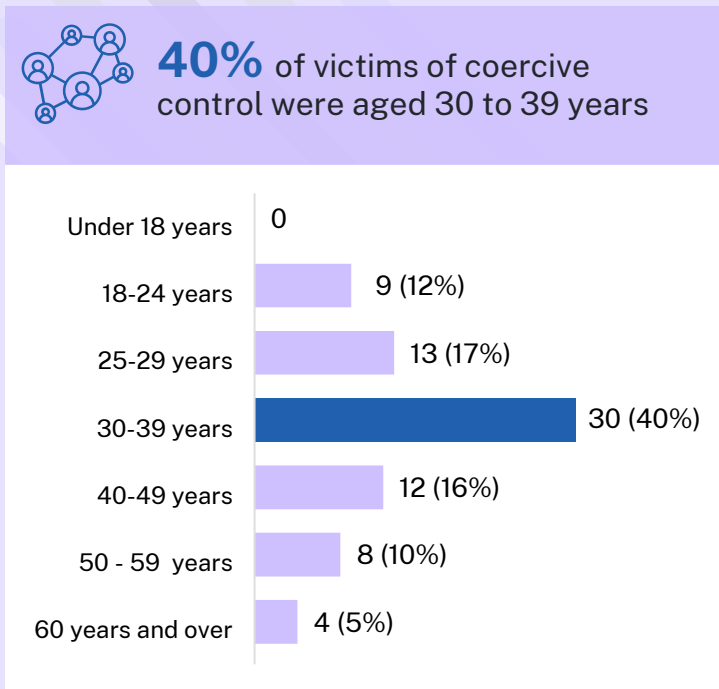
### 2.2 Victims by gender of the alleged offender



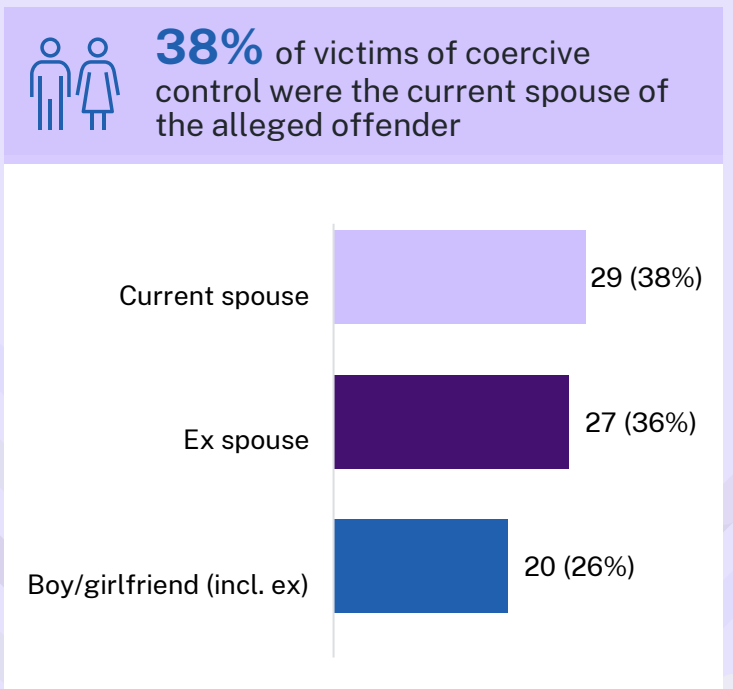
### 2.3 Victims of by Aboriginality



### 2.4 Victims by age



### 2.5 Relationship type of coercive control



# COERCIVE CONTROL MONITORING REPORT

Quarterly Report: September 2024




## Persons legally proceeded against for a coercive control charge

Jul 2024-Sep 2024

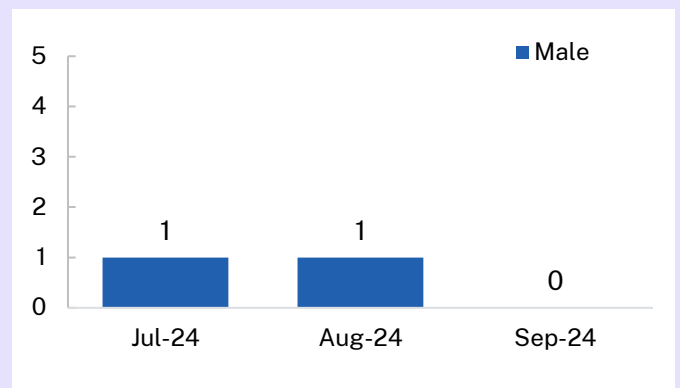
**2** persons were legally proceeded against in the three months to September 2024.

Both were male, non-Aboriginal and aged between 30 and 49 years.

### 3.1 Persons legally proceeded against for coercive control charge by age



### 3.2 Persons legally proceeded against for coercive control charge by gender



### 3.3 Persons legally proceeded against for coercive control charge by Aboriginality

