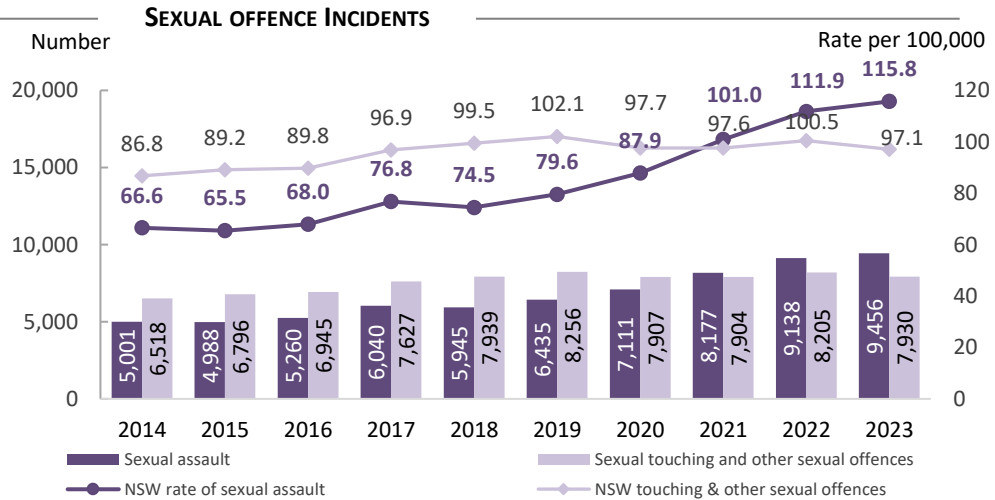


Sexual offence incidents

In 2023, **17,386** sexual offences were recorded by the NSW Police Force.

Of these:

- **54%** were **sexual assault offences (9,456)**;
- **46%** were **sexual touching and other sexual offences (7,930)**.



Trends to December 2023*:

Sexual assault

2-year trend (Annual average % change) **5-year trend** (Annual average % change) **10-year trend** (Annual average % change)

Sexual assault	Stable	Up 10.1%	Up 7.3%
Sexual touching and other sexual offences	Stable	Stable	Up 2.2%

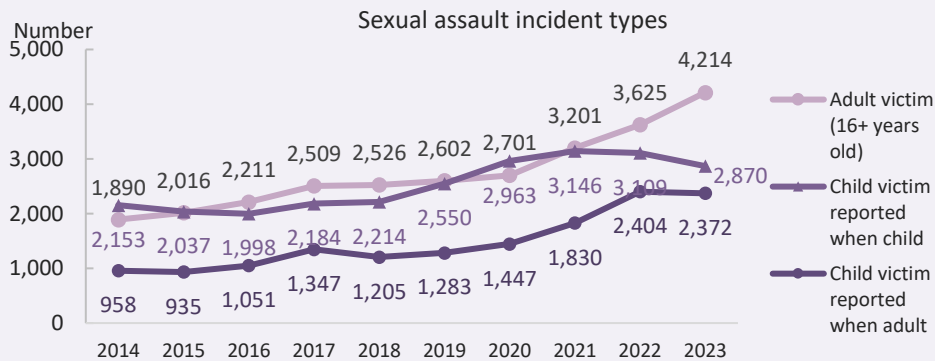
*The trends are calculated based on the number of incidents

SEXUAL ASSAULT INCIDENTS

Sexual assaults recorded by NSW Police can be further categorised into three types:

In 2023, of the **9,456** sexual assault incidents were;

- **45%** adult victims reported as adult: **4,214**
- **30%** child victims reported when child: **2,870**
- **25%** child victims reported when adult: **2,372**



Trends to December 2023*:

Adult victims (16+ Years Old)

Child victims reported when child

Child victims reported when adult

2-year trend (Annual average % change) **5-year trend** (Annual average % change) **10-year trend** (Annual average % change)

Adult victims (16+ Years Old)	Up 16.2%	Up 12.8%	Up 9.3%
Child victims reported when child	Stable	Up 3.0%	Up 3.2%
Child victims reported when adult	Stable	Up 16.6%	Up 10.6%

*The trends are calculated based on the number of incidents.

Note 1: the time period presented is based on the date the incident was reported to police not the date the incident occurred.

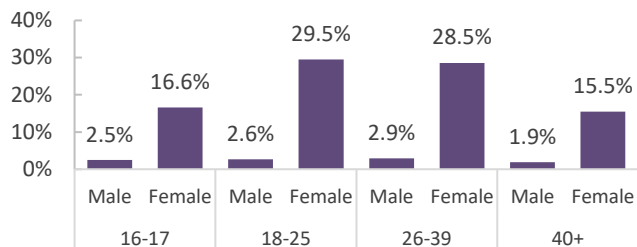
Note 2. Adult victim of sexual assault in this report is defined as a person aged 16 and over. This reflects the legal status of person aged 16 and over to provide consent.

Child victim reported when child includes victims under the age of 16 at the time of both the incident and reporting.

Child victim reported when adult includes victims under the age of 16 at the time of incident, but aged 16 years or over at the time of reporting.

Adult victims, gender and age*

ADULT (16+) VICTIMS



* Excludes 28 victims with missing age or gender

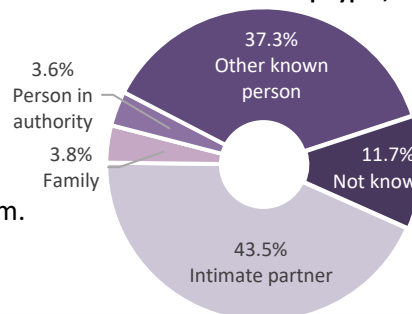
- **44%** were by current/former intimate partner.
- **12%** of adult sexual assaults the offender was not known to the victim.
- **79%** of incidents occurred at a residential premises (**3,329**).

^ Excludes 213 victims with missing relationship information

In 2023, of the **4,227** adult victims of sexual assault:

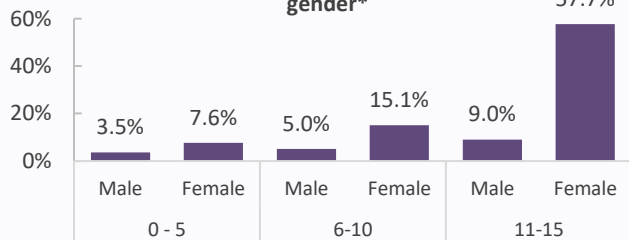
- **89%** of victims were female.
- **29%** were aged between 18 and 25 years at the time of incident.

Victim to offender relationship types, n=4,014^



CHILD VICTIMS REPORTED WHEN CHILD

Child victims reported when child, age and gender*



* Excludes 41 victims with missing age or gender

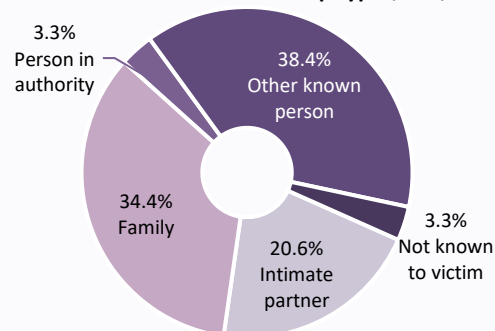
- **34%** of perpetrators were family members
- **21%** of perpetrators were a current or ex boyfriend or girlfriend.
- **84%** of incidents occurred at a residential premises (2,587).

^ Excludes 337 victims with missing relationship information

In 2023, of the **3,074** child victims of sexual assault, who reported the incident when child;

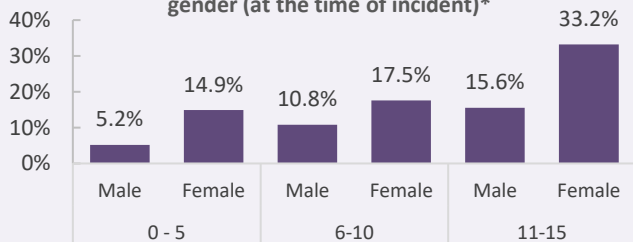
- **81%** were female.
- **66%** were aged 11 to 15 at the time of the incident.

Victim to offender relationship types, n=2,737^



CHILD VICTIMS REPORTED WHEN ADULT

Child victims reported when adult, age and gender (at the time of incident)*



* Excludes 13 victims with missing age or gender

- **35%** of perpetrators were a family member.
- **18%** of perpetrators were a person in authority (including carer)
- **70%** of incidents occurred at a residential premises (**1,669**).

^ Excludes 77 victims with missing relationship information

In 2023, of the **2,392** child victims of sexual assault, who reported the incident when adult (historical child sexual assault reports);

- **67%** were female.
- **48%** were aged 10 years or under at the incident.

Victim to offender relationship types, n=2,315^

