

NSW Closing the Gap Target 10 Quarterly Report

Aboriginal adults are not overrepresented in the criminal justice system

June 2025



1.1 Key indicator: Aboriginal adults in prison*

Sentenced and remand custody

Up 18.2%
From June 2023

+55
From prior quarter

+675
From same month 2023

4,386
Current year

3,711
Same month 2023

33.4%
% Aboriginal



2.1 Key indicator – Aboriginal adults in court

Local, District and Supreme Courts

Up 9.6%
From prior year

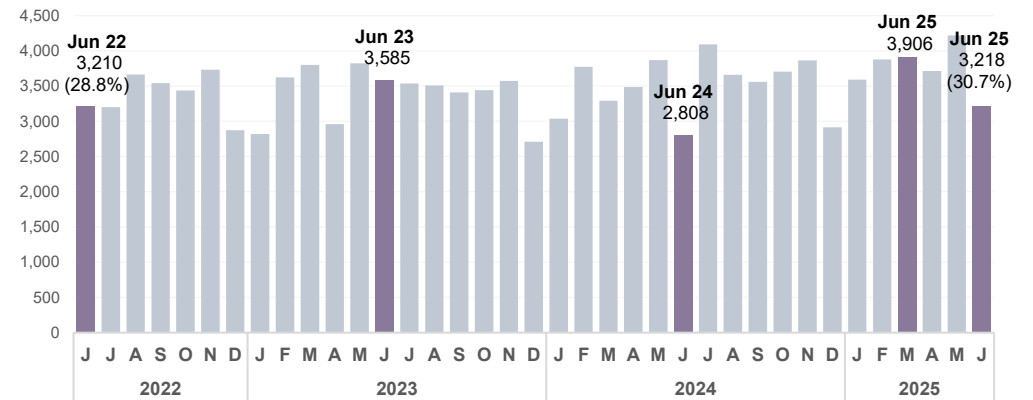
-225
From prior quarter

+3,872
From prior year

44,334
Current year

40,462
Last year

30.7%
% Aboriginal



1.2 Aboriginal men in prison*

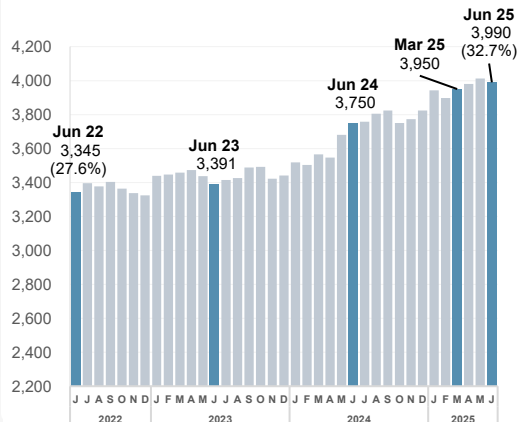
Sentenced and remand custody

Up 17.7%
From June 2023

+599
From same month 2023

3,990
Current year

3,391
Same month 2023



1.3 Aboriginal women in prison*

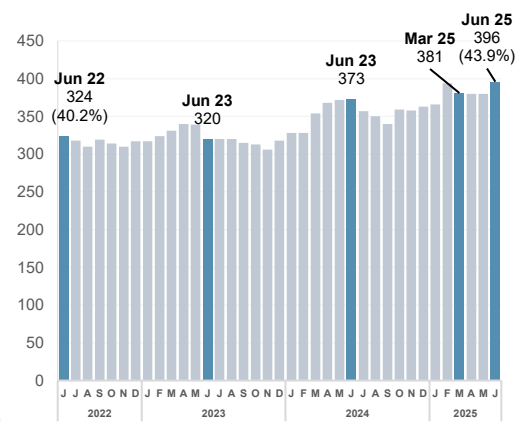
Sentenced and remand custody

Up 23.8%
From June 2023

+76
From same month 2023

396
Current year

320
Same month 2023



2.2 Aboriginal men in court

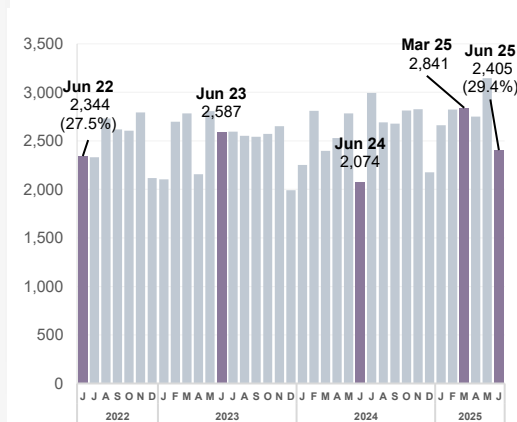
Local, District and Supreme Courts

Up 10.3%
From prior year

+3,054
From prior year

32,807
Current year

29,753
Last year



2.3 Aboriginal women in court

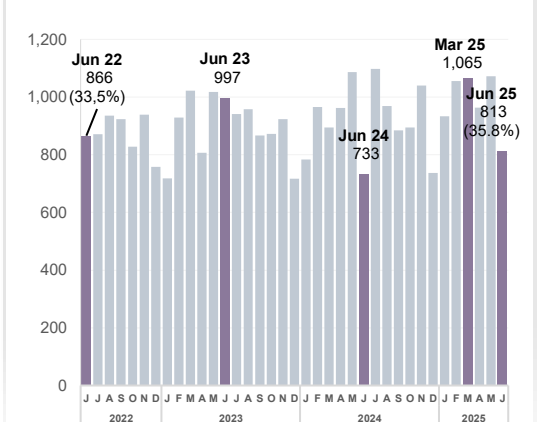
Local, District and Supreme Courts

Up 7.7%
From prior year

+820
From prior year

11,524
Current year

10,704
Last year



Note: data from March 2020 onwards have been impacted by COVID and may not represent a change in long term trend

*Custody population figures are counted as at midnight on the last day of the month (stock figures).

Aboriginal people comprise 3.2% of the adult NSW population (2021 ABS Estimated Resident Population)

NSW Closing the Gap Target 10 Quarterly Report

Aboriginal adults are not overrepresented in the criminal justice system

June 2025



3. Police

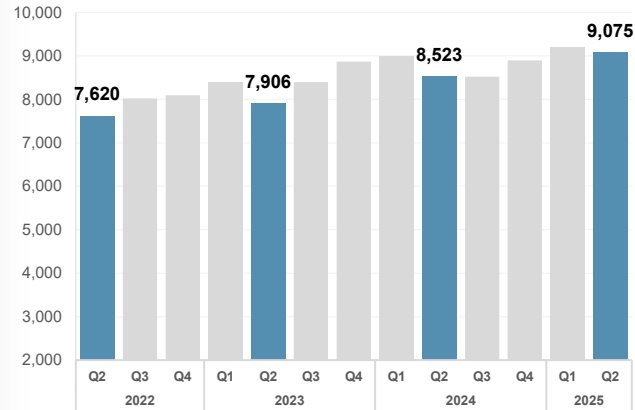
3.1 Police court proceedings*

*excludes Aboriginal adults proceeded to court for breaching bail

Up 2.6%
From prior year

↑+908
From prior year

35,698 Current year
34,790 Last year

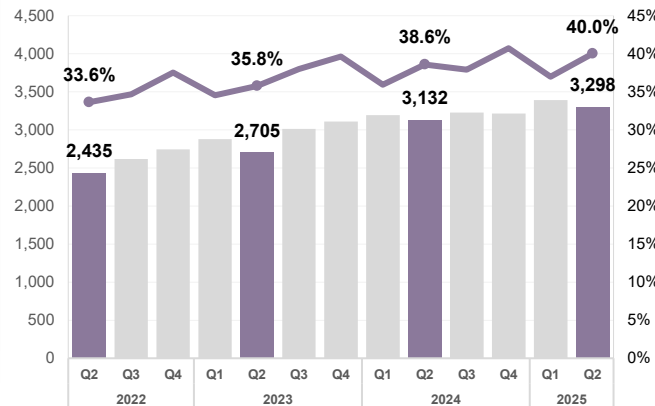


4.1 Refused bail by police

Up 5.5%
From prior year

↑+686
From prior year

13,133 Current year
12,447 Last year

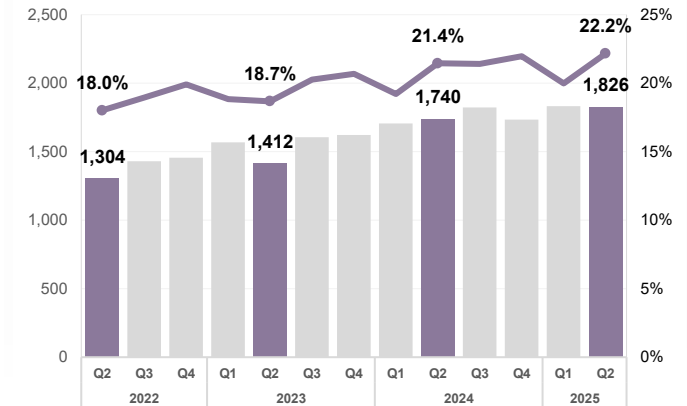


4.2 Refused bail by court

Up 8.1%
From prior year

↑+541
From prior year

7,215 Current year
6,674 Last year



4. Bail

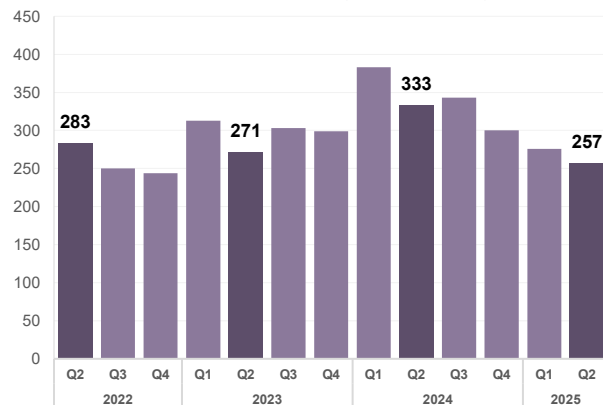
4.3 Bail revoked due to breach

*breach of bail established in court

Down 10.8%
From prior year

↓-142
From prior year

1,176 Current year
1,318 Last year



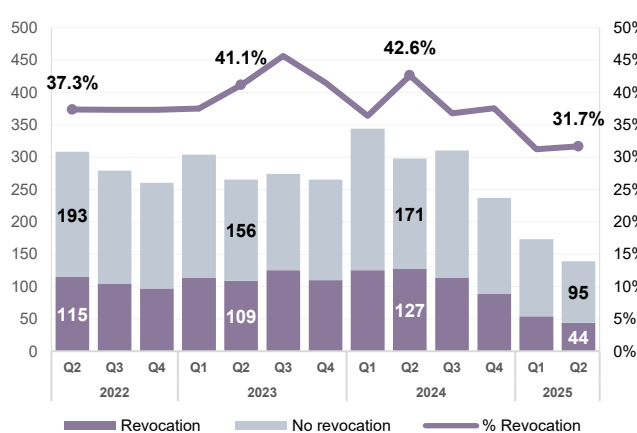
4.4 Reason for bail revocation – bail breach involving further offence*

*breach of bail established in court

Down 38.2%
From prior year

↓-186
From prior year

301 Current year
487 Last year



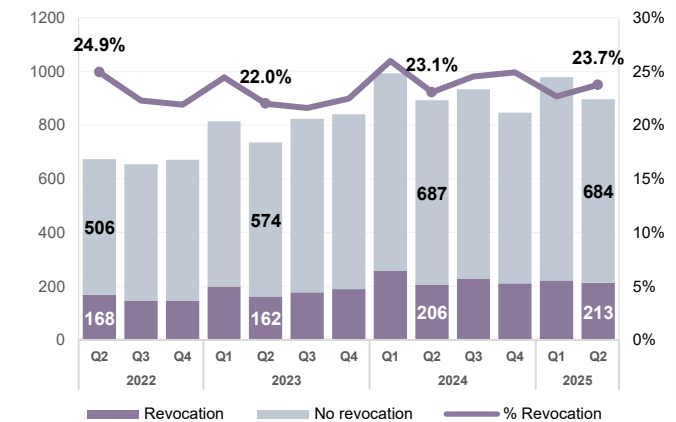
4.5 Reason for bail revocation – technical bail breach

*breach of bail established in court

Up 5.3%
From prior year

↑+44
From prior year

875 Current year
831 Last year



Note: data from March 2020 onwards have been impacted by COVID and may not represent a change in long term trend. In Jan 2022 it became mandatory for NSW Police to ask all offenders if they identify as Aboriginal.

Aboriginal people comprise 3.2% of the adult NSW population (2021 ABS Estimated Resident Population)

NSW Closing the Gap Target 10 Quarterly Report

Aboriginal adults are not overrepresented in the criminal justice system

June 2025



5. Criminal Courts

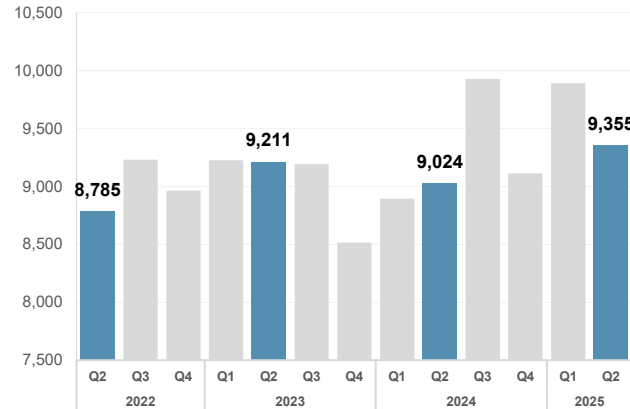
5.1 Found guilty in court

Up 7.5%
From prior year

↑+2,658
From prior year

38,286
Current year

35,628
Last year



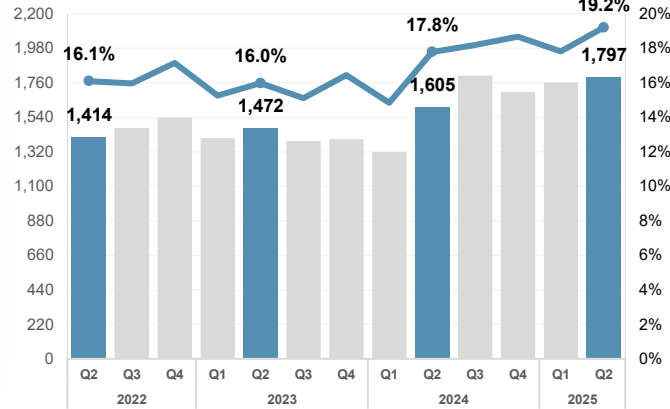
5.2 Sentenced to prison

Up 23.6%
From prior year

↑+1,351
From prior year

7,065
Current year

5,714
Last year



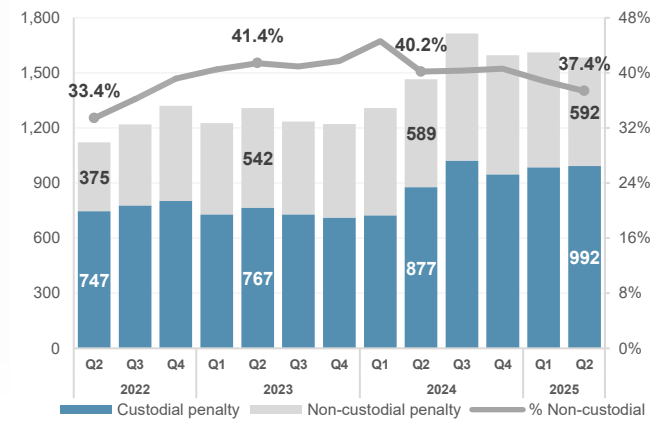
5.3 Sentenced to custody from remand

Up 29.7%
From prior year

↑+905
From prior year

3,949
Current year

3,044
Last year



6. Custody

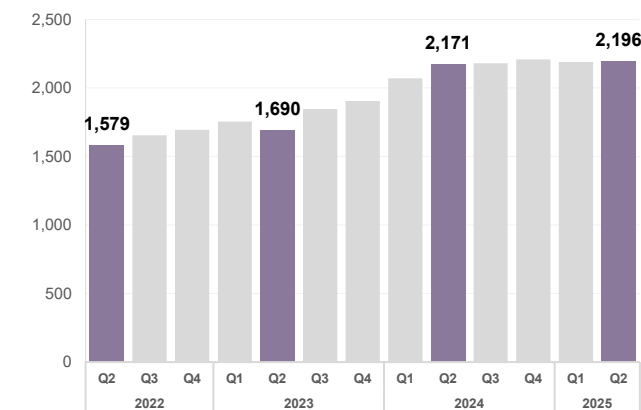
6.1 Entering custody

Up 29.1%
From June 2023

↑+1,971
From 2023

8,774
Current year

6,795
2023



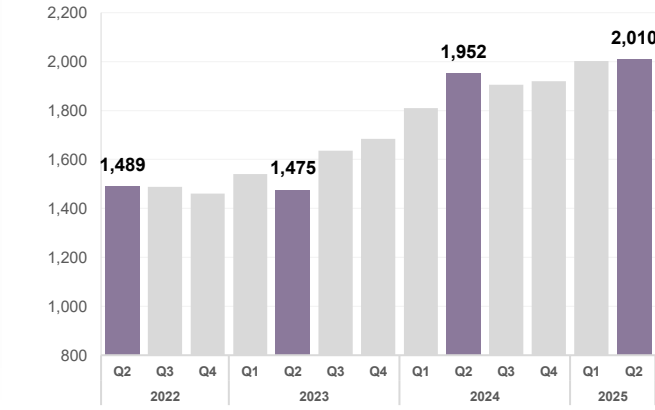
6.2 Remand custody population*

Up 36.3%
From June 2023

↑+535
From same qtr 2023

2,010
Current quarter

1,475
Same qtr 2023



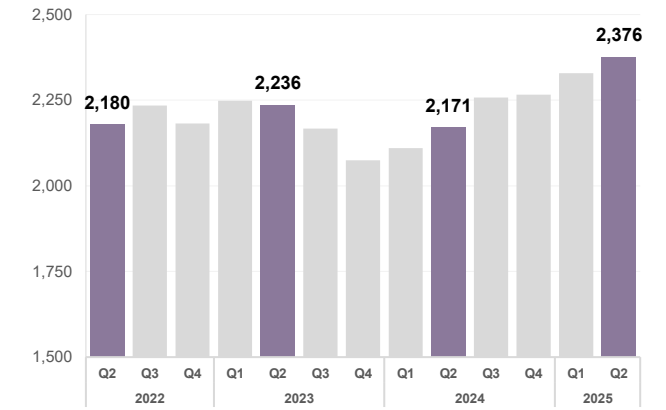
6.3 Sentenced custody population*

Stable
From June 2023

↑+140
From same qtr 2023

2,376
Current quarter

2,236
Same qtr 2023



Note: data from March 2020 onwards have been impacted by COVID and may not represent a change in long term trend

*Custody population figures are counted as at midnight on the last day of the month (stock figures).

Aboriginal people comprise 3.2% of the adult NSW population (2021 ABS Estimated Resident Population)

NSW Closing the Gap Target 10 Quarterly Report

Aboriginal adults are not overrepresented in the criminal justice system

June 2025

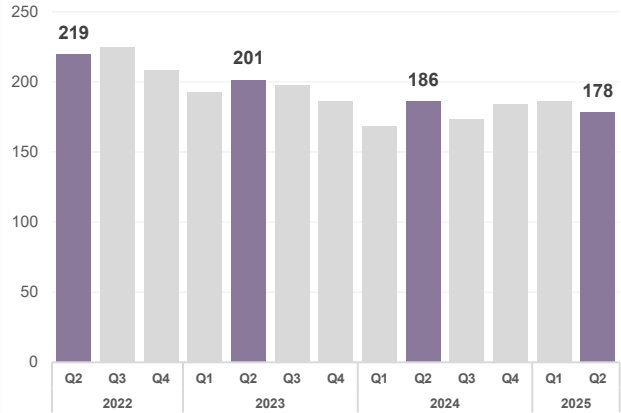


6. Custody

6.4 Length of stay in custody

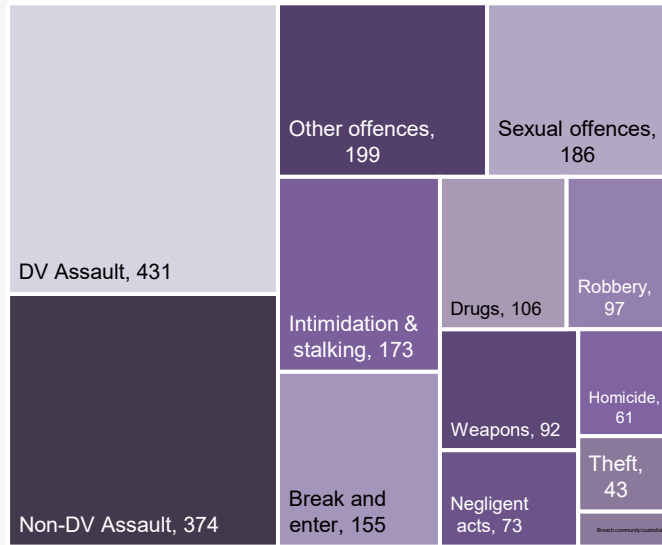
Average number of days for persons discharged by discharge date

Down 2.4% From prior year
↓ -5 days From prior year
180 days Current 12-month average
185 days 12-month average last year



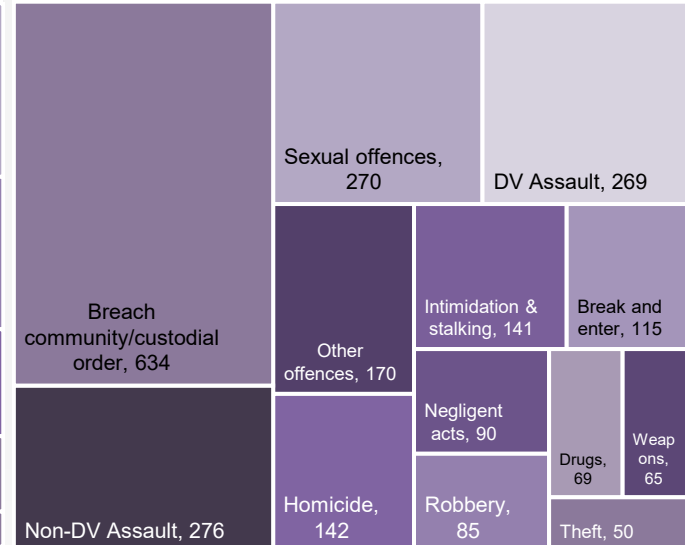
6.5 Remandee's most serious offence

Aboriginal remand population June 2025 = 2,010



6.6 Sentenced prisoner's most serious offence

Aboriginal sentenced population June 2025 = 2,376

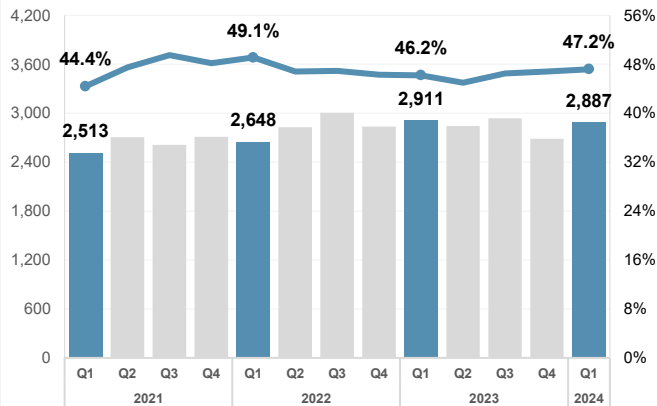


7. Reoffending

7.1 Reoffending among Aboriginal adults guilty in court – new proven offence

Quarterly cohort reoffending rate - Any new proven offence committed within 12 months

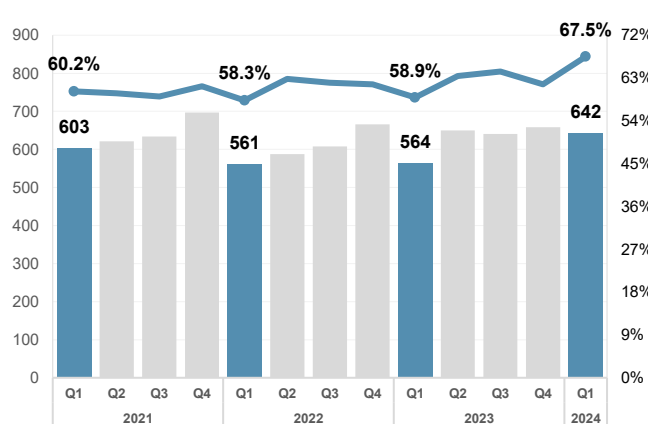
Down 24 Change year to year
47.2% Current rate
2,887 Current year
2,911 Last year



7.2 Reoffending among Aboriginal adults exiting custody – new proven offence

Quarterly cohort reoffending rate - Any new proven offence committed within 12 months

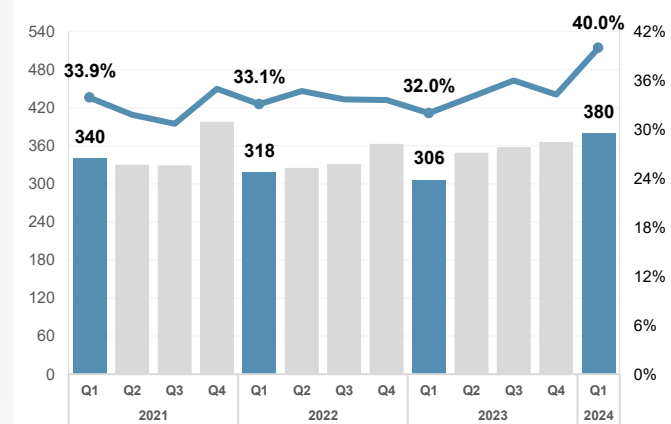
Up 78 Change year to year
67.5% Current rate
642 Current year
564 Last year



7.3 Reoffending among Aboriginal adults exiting custody – return to custody

Quarterly cohort reoffending rate - Return to custody for a further offence committed within 12 months

Up 74 Change year to year
40.0% Current rate
380 Current year
306 Last year



Note: data from March 2020 onwards have been impacted by COVID and may not represent a change in long term trend
 ^Q2 2020 cohort - the number of criminal matters finalised in NSW Courts was lower than average due to the disruption to court operations in due to COVID-19. In Q3 2020 the number of criminal matters finalised was higher due to a surge in court activity to address this disruption.

Aboriginal people comprise 3.2% of the adult NSW population (2021 ABS Estimated Resident Population)

NSW Closing the Gap Target 10 Quarterly Report

Aboriginal adults are not overrepresented in the criminal justice system



Glossary

| Measure | Definition |
|---|--|
| 1.1, 1.2, 1.3 Aboriginal adults in prison | Number of Aboriginal adults held in custody, whether remanded or sentenced. Custody population figures are counted as at midnight on the last day of the month. |
| 2.1, 2.2, 2.3 Aboriginal adults in court | Number of Aboriginal adults appearing in finalised criminal court appearances. A finalised appearance is one which has been fully determined by the court and for which no further court proceedings are required. Counts appearances finalised in the Local, District and Supreme Courts. |
| 3.1 Police court proceedings | Number of Aboriginal adults proceeded against to court by NSW Police. This measure excludes Aboriginal adults proceeded against for a breach of bail. Due to improvement in police recording of Aboriginality since Jan 2022, the number of persons with a recorded Aboriginal status has increased. |
| 4.1 Refused bail by police | Number and proportion of Aboriginal adults refused bail by the police. |
| 4.2 Refused bail by court | Number and proportion of Aboriginal adults refused bail at their first court bail appearance. |
| 4.3, 4.4, 4.5 Bail breaches | Number of Aboriginal adults whose bail was revoked due to a bail breach. 4.4 and 4.5 are a subset of 4.3 and show the reason for the bail breach, 4.4 where the offender committed a new offence, 4.5 a technical bail breach, such as reporting to police, curfew and residence. |
| 5.1 Found guilty in court | Number of Aboriginal adults found guilty in finalised criminal court appearances. |
| 5.2 Sentenced to prison | Number and proportion of Aboriginal adults sentenced to custody. |
| 5.3 Sentenced to custody from remand | Number and proportion of Aboriginal adults refused bail at court finalisation by whether they received a custodial or non-custodial penalty. |
| 6.1 Entering custody | Number of Aboriginal adults received into custody. Excludes those held in police/court cell complexes. |
| 6.2, 6.3 Remand and sentenced prisoners | Remand – Aboriginal adults refused bail (and small numbers granted bail but unable to meet conditions) are remanded in custody pending future court action. Sentenced - the courts have imposed custodial sentence for a proven offence. |
| 6.4 Length of stay in custody | The average number of days spent in custody for Aboriginal adults discharged from custody. |
| 6.5, 6.6 Prisoner's most serious offence | The most serious offence type for which each adults is in custody (remand and sentenced custody shown separately). Data is shown for the most recent month. |
| 7.1 Reoffending among Aboriginal adults guilty in court | Reoffending is defined as a further offence committed within 12 months of a proven court appearance and finalised by court appearance within 15 months (excludes those who received a custodial penalty). The quarterly reoffending rate is the proportion of Aboriginal adult offenders with a proven court appearance in a given three-month period that went on to commit a further proven offence within 12 months of the court appearance. |
| 7.2 Reoffending among Aboriginal adults exiting custody – new proven offence | Reoffending is defined as a further offence committed within 12 months of release from sentenced custody and finalised by court appearance within 15 months. The quarterly reoffending rate is the proportion of Aboriginal adult offenders released from sentenced custody in a given three-month period that went on to commit a further proven offence within 12 months of release. |
| 7.3 Reoffending among Aboriginal adults exiting custody – return to custody | Reoffending is defined as a further offence committed within 12 months of release from sentenced custody and finalised by court appearance within 15 months where the offender received a subsequent custodial penalty. The quarterly reoffending rate is the proportion of Aboriginal adult offenders released from sentenced custody in a given three-month period that went on to commit a further proven offence within 12 months of release and received a subsequent custodial penalty (only counts those who committed a new proven offence not parole revocations or bail refusal). 7.3 is a subset of 7.2 and shows those who were returned to custody. |

NSW Closing the Gap Target 11 Quarterly Report

June 2025



Aboriginal young people are not overrepresented in the criminal justice system

1.1 Key indicator: Aboriginal young people in detention*

Sentenced and remand custody

Up 35.9%
From June 2023

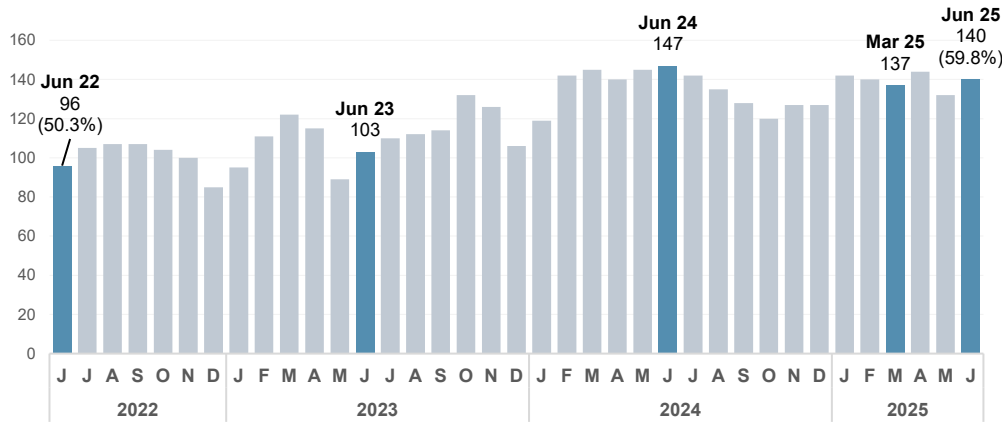
↑ +3
From prior quarter

↑ +37
From same month 2023

140
Current quarter

103
Same month 2023

59.8%
% Aboriginal



2.1 Key indicator: Aboriginal young people in court

Children's, Local, District and Supreme Courts

Up 6.8%
From prior year

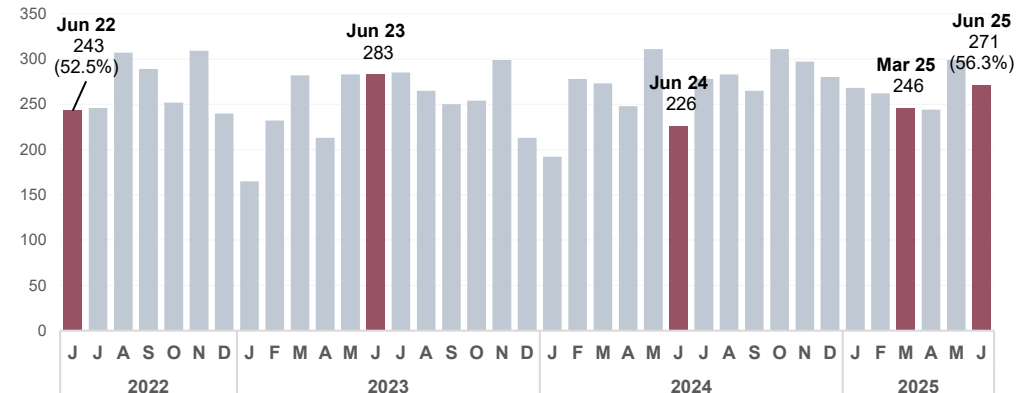
↑ +38
From prior quarter

↑ +210
From prior year

3,304
Current year

3,094
Last year

56.3%
% Aboriginal



1.2 Aboriginal young males in detention*

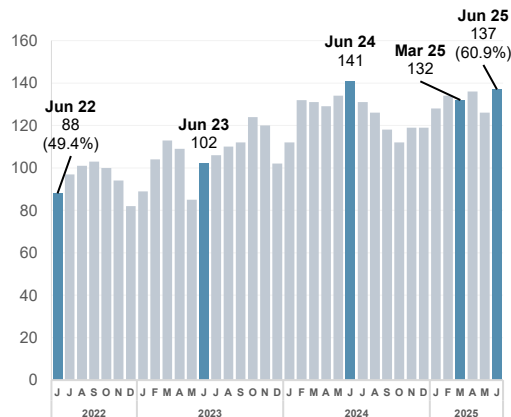
Sentenced and remand custody

Up 34.3%
From June 2023

↑ +35
From same month 2023

137
Current quarter

102
Same month 2023



1.3 Aboriginal young females in detention*

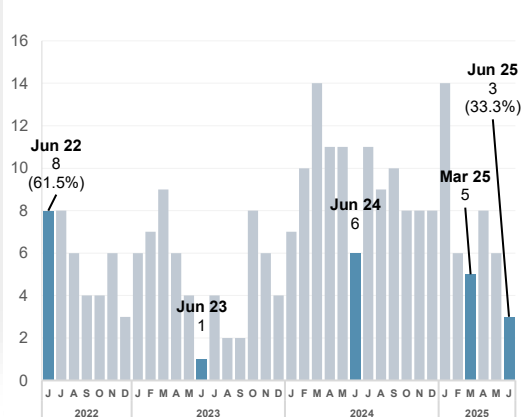
Sentenced and remand custody

Up 200.0%
From June 2023

↑ +2
From same month 2023

3
Current quarter

1
Same month 2023



2.2 Aboriginal young males in court

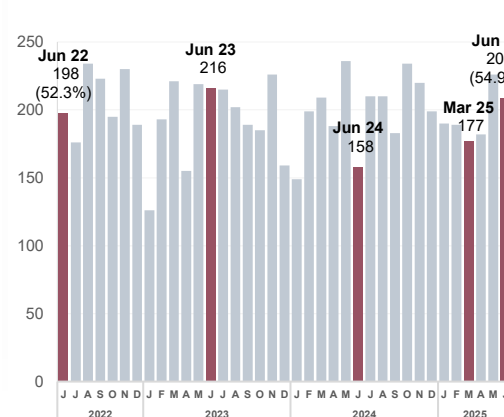
Children's, Local, District and Supreme Courts

Up 4.9%
From prior year

↑ +114
From prior year

2,429
Current year

2,315
Last year



2.3 Aboriginal young females in court

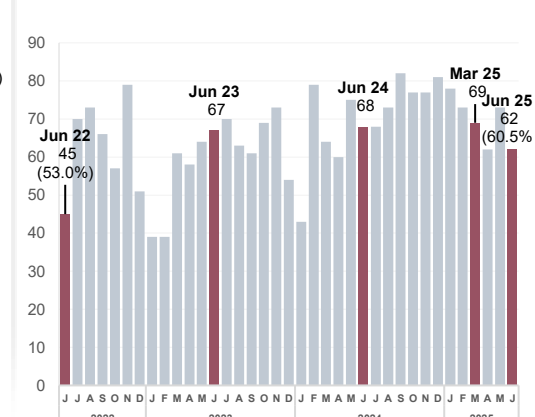
Children's, Local, District and Supreme Courts

Up 12.3%
From prior year

↑ +96
From prior year

875
Current year

779
Last year



Note: data from March 2020 onwards have been impacted by COVID and may not represent a change in long term trend

*Custody population figures are counted as at midnight on the last day of the month (stock figures).

Aboriginal young people comprise 7.6% of the NSW population aged 10 to 17 years (2021 ABS Estimated Resident Population)

NSW Closing the Gap Target 11 Quarterly Report

Aboriginal young people are not overrepresented in the criminal justice system

June 2025



3. Police

3.1 Police court proceedings*

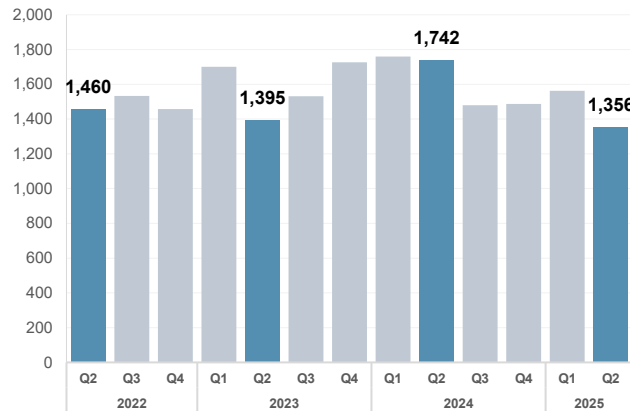
*excludes Aboriginal young people proceeded to court for breaching bail

Down 13.0%
From prior year

↓-876
From prior year

5,885
Current year

6,761
Last year



3.2 Diversion from court*

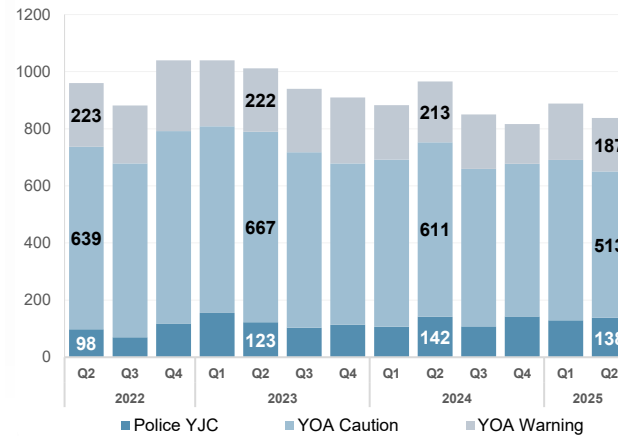
*Police Youth Justice Conference referrals, cautions/warnings under the Young Offenders Act.

Down 8.3%
From prior year

↓-307
From prior year

3,392
Current year

3,699
Last year



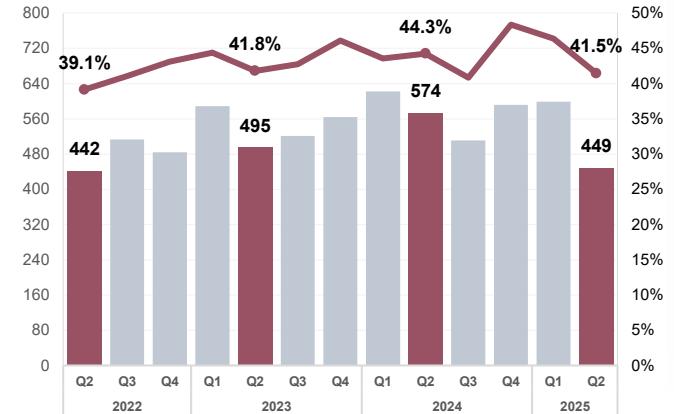
4.1 Refused bail by police

Down 5.7%
From prior year

↓-130
From prior year

2,151
Current year

2,281
Last year



4. Bail

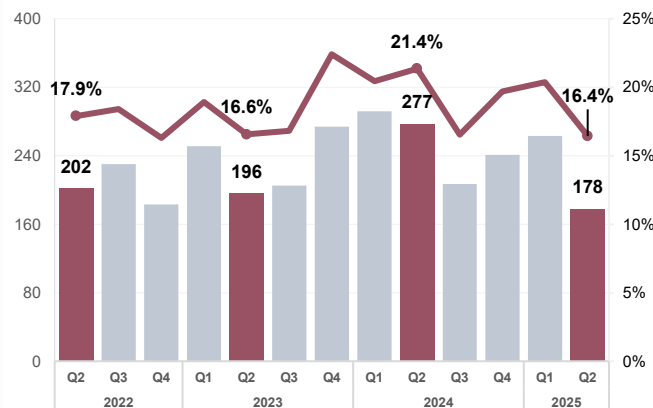
4.2 Refused bail by court

Down 15.2%
From prior year

↓-159
From prior year

889
Current year

1,048
Last year



4.3 Bail revocations following bail breach involving further offence*

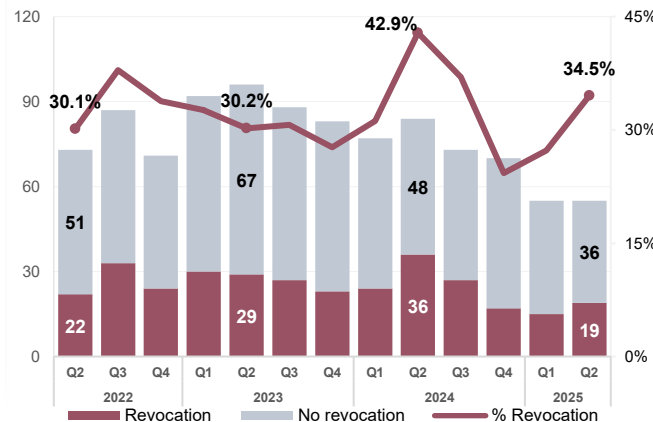
*breach of bail established in court

Down 29.1%
From prior year

↓-32
From prior year

78
Current year

110
Last year



4.4 Bail revocations from technical bail breach

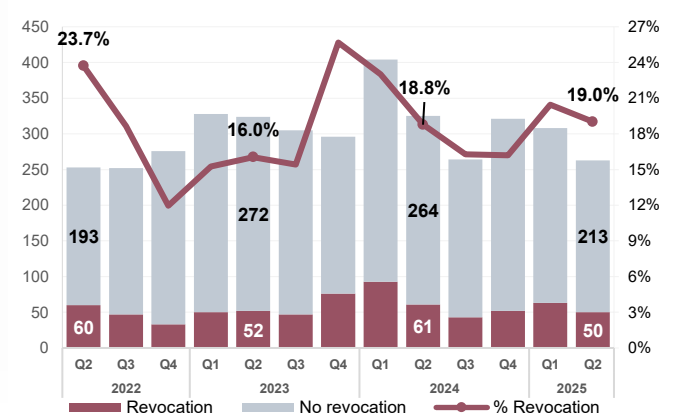
*breach of bail established in court

Down 24.9%
From prior year

↓-69
From prior year

208
Current year

277
Last year



Note: data from March 2020 onwards have been impacted by COVID and may not represent a change in long term trend. In Jan 2022 it became mandatory for NSW Police to ask all offenders if they identify as Aboriginal.

Aboriginal young people comprise 7.6% of the NSW population aged 10 to 17 years (2021 ABS Estimated Resident Population)

NSW Closing the Gap Target 11 Quarterly Report

Aboriginal young people are not overrepresented in the criminal justice system

June 2025



5. Criminal Courts

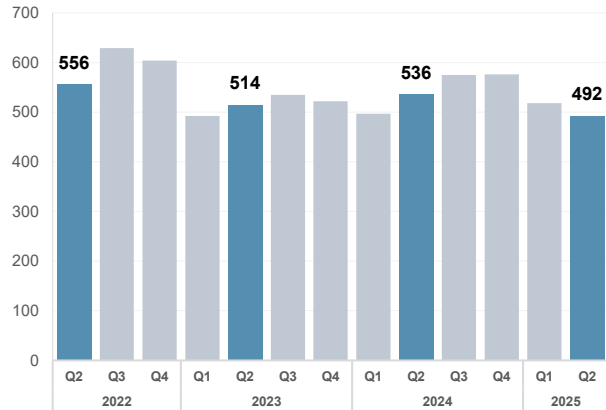
5.1 Found guilty in court

Up 3.4%
From prior year

↑ +71
From prior year

2,161
Current year

2,090
Last year



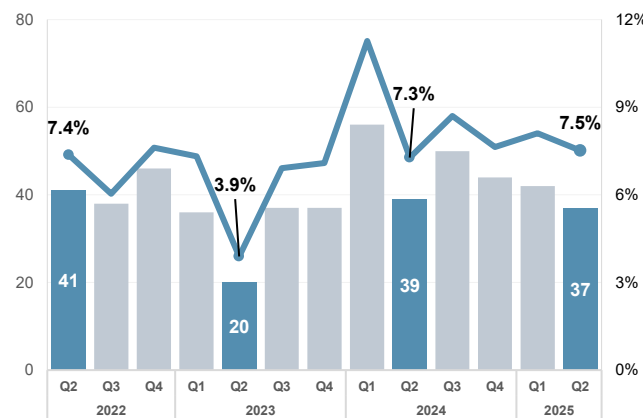
5.2 Sentenced to custody

Stable
From prior year

↑ +4
From prior year

173
Current year

169
Last year



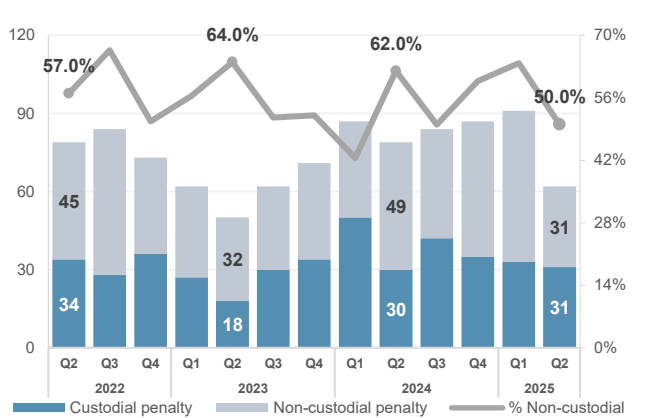
5.3 Sentenced to custody from remand

Stable
From prior year

↓ -3
From prior year

141
Current year

144
Last year



6. Custody

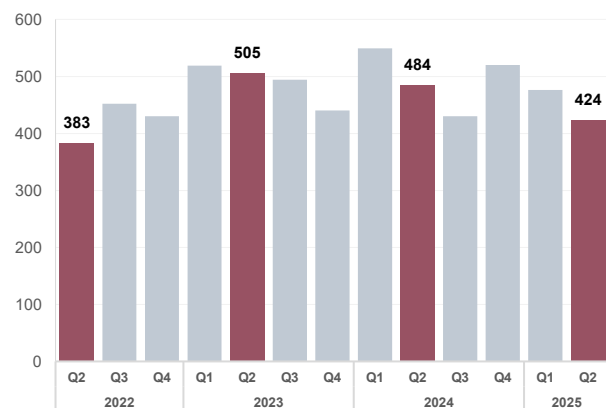
6.1 Entering custody

Down 2.9%
From June 2023

↓ -56
From 2023

1,850
Current year

1,906
2023



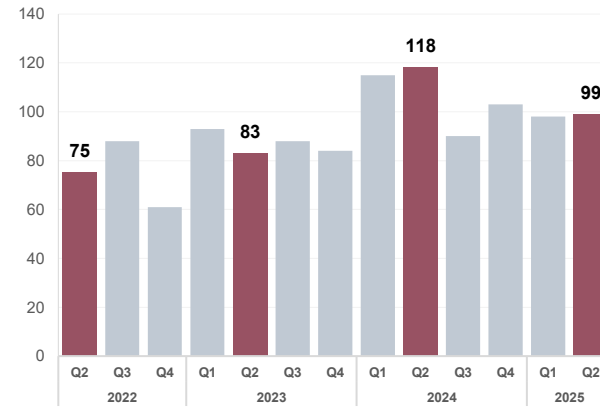
6.2 Remand custody population*

Up 19.3%
From June 2023

↑ +16
From same qtr 2023

99
Current quarter

83
Same qtr 2023



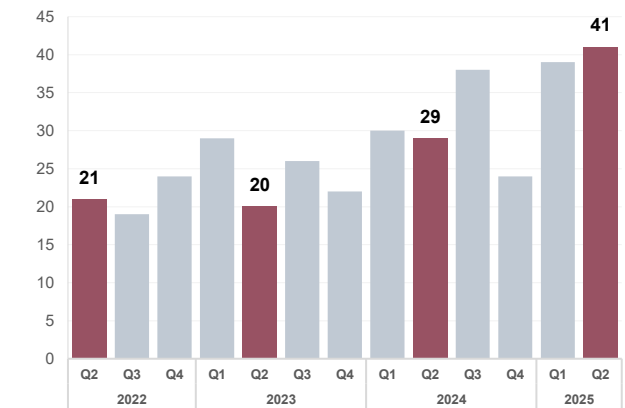
6.3 Sentenced custody population*

Up 105.0%
From June 2023

↑ +21
From same qtr 2023

41
Current quarter

20
Same qtr 2023



Note: data from March 2020 onwards have been impacted by COVID and may not represent a change in long term trend

*Custody population figures are counted as at midnight on the last day of the month (stock figures).

Aboriginal young people comprise 7.6% of the NSW population aged 10 to 17 years (2021 ABS Estimated Resident Population)

NSW Closing the Gap Target 11 Quarterly Report

Aboriginal young people are not overrepresented in the criminal justice system

June 2025

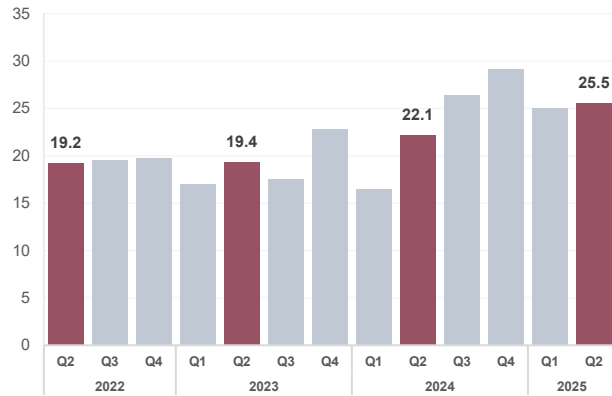


6. Custody

6.4 Length of stay in custody*

*Average number of days for persons discharged by discharge date

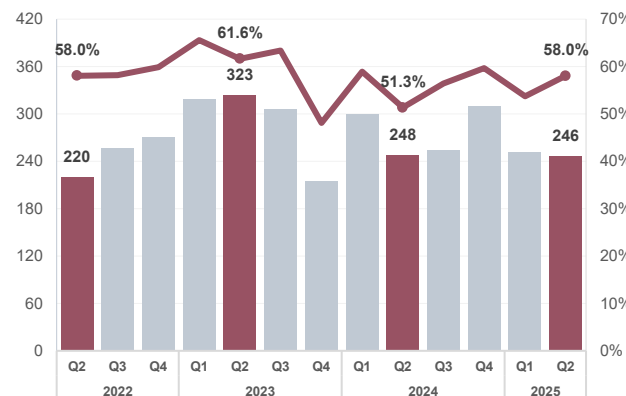
Up 36.8% **↑+7.2 days** **26.8 days** **19.6 days**
 From prior year From prior year Current 12-month average 12-month average last year



6.5 Short-term remand*

*Number of persons that spent less than 2 days spent in custody by discharge date

Stable **↓-9** **1,060** **1,069**
 From prior year From prior year Current year Last year



6.6 Detainee's most serious offence

The most serious offence for which a person is detained

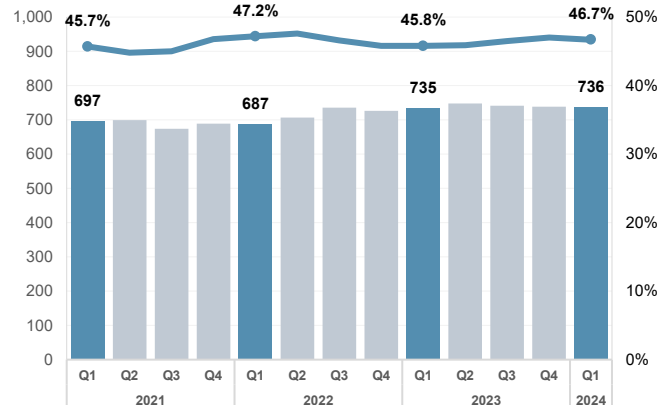


7. Reoffending

7.1 Reoffending among Aboriginal young people guilty in court or dealt with by YJC

Annual cohort reoffending rate - Any new proven offence committed within 12 months

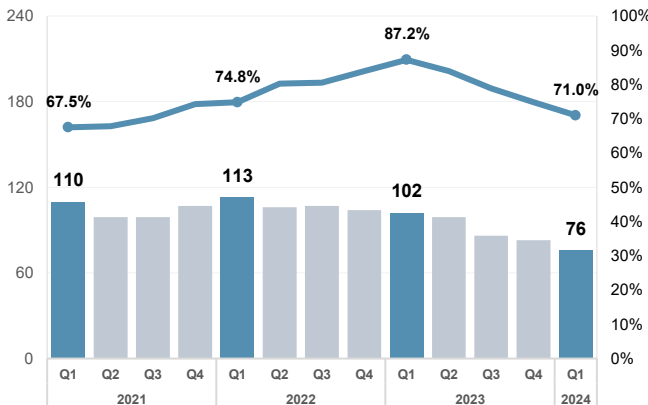
Stable **46.7%** **736** **735**
 Change year to year Current rate Current year Last year



7.2 Reoffending among Aboriginal young people exiting custody – new proven offence

Annual cohort reoffending rate - Any new proven offence committed within 12 months

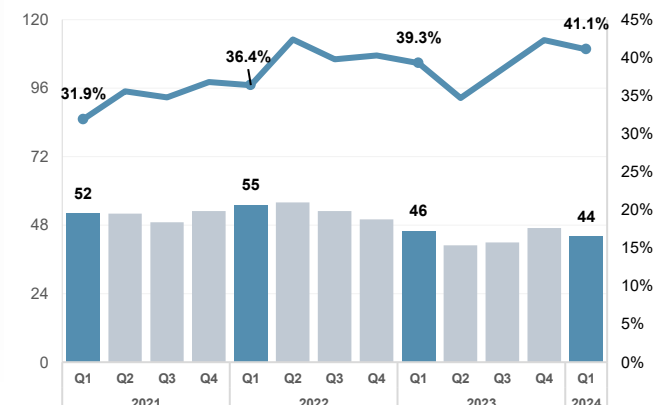
Down 26 **71.0%** **76** **102**
 Change year to year Current rate Current year Last year



7.3 Reoffending among Aboriginal young people exiting custody – return to custody

Annual cohort reoffending rate - Return to custody for a new offence committed within 12 months

Stable **41.1%** **44** **46**
 Change year to year Current rate Current year Last year



Note: data from March 2020 onwards have been impacted by COVID and may not represent a change in long term trend

Aboriginal young people comprise 7.6% of the NSW population aged 10 to 17 years (2021 ABS Estimated Resident Population)

NSW Closing the Gap Target 11 Quarterly Report

Aboriginal young people are not overrepresented in the criminal justice system



Glossary

| Measure | Definition |
|---|--|
| 1.1, 1.2, 1.3 Aboriginal young people in detention | Number of Aboriginal young people held in juvenile detention, whether remanded or sentenced. Custody population figures are counted as at midnight on the last day of the month. |
| 2.1, 2.2, 2.3 Aboriginal young people in court | Number of Aboriginal young people appearing in finalised criminal court appearances. A finalised appearance is one which has been fully determined by the court and for which no further court proceedings are required. Counts appearances finalised in the Children's, Local, District and Supreme Courts. |
| 3.1 Police court proceedings | Number of Aboriginal young people proceeded against to court by NSW Police. This measure excludes Aboriginal young people proceeded against for a breach of bail. Due to improvement in police recording of Aboriginality since Jan 2022, the number of persons with a recorded Aboriginal status has increased |
| 3.1 Diversions from court | Number of Aboriginal young people proceeded against by NSW Police via a Youth Justice Conference referral or a caution or warning under the Young Offenders Act. Fare evasion offences have been excluded from these proceedings as they are regarded as a diversion from an infringement notice, and not directly a diversion from court. Due to improvement in police recording of Aboriginality since Jan 2022, the number of persons with a recorded Aboriginal status has increased |
| 4.1 Refused bail by police | Number and proportion of Aboriginal young people refused bail by the police. |
| 4.2 Refused bail by court | Number and proportion of Aboriginal young people refused bail at their first court bail appearance. |
| 4.3, 4.4 Bail breaches | Number of Aboriginal young people whose bail was revoked due to a bail breach. 4.4 shows breaches where the offender committed a new offence, 4.5 shows a technical bail breach, such as reporting to police, curfew and residence. |
| 5.1 Found guilty in court | Number of Aboriginal young people found guilty in finalised criminal court appearances. |
| 5.2 Sentenced to prison | Number and proportion of Aboriginal young people sentenced to juvenile detention. |
| 5.3 Sentenced to custody from remand | Number and proportion of Aboriginal young people refused bail at court finalisation by whether they received a custodial penalty or not. |
| 6.1 Entering custody | Number of Aboriginal young people received into custody. Excludes those held in police/court cell complexes. |
| 6.2, 6.3 Remand and sentenced population | Remand – Aboriginal young people refused bail (and small numbers granted bail but unable to meet conditions) are remanded in custody pending future court action. Sentenced - the courts have imposed custodial sentence for a proven offence. |
| 6.4 Length of stay in custody | The average number of days spent in custody for Aboriginal young people discharged from custody. |
| 6.5 Short-term remand | The number and proportion of Aboriginal young people discharged from custody that spent less than 2 days in custody |
| 6.6 Detainee's most serious offence | The most serious offence type for which each person is in custody (remand and sentenced custody). Data is shown for the most recent month. |
| 7.1 Reoffending among Aboriginal young people guilty in court or dealt with by YJC | Reoffending is defined as a further offence committed within 12 months of a Youth Justice Conference or proven court appearance and finalised by court appearance or Youth Justice Conference within 15 months (excludes those who received a custodial penalty). Data is presented for a 12-month period (annual cohort) ending with the relevant quarter. |
| 7.2 Reoffending among Aboriginal young people exiting custody – new proven offence | Reoffending is defined as a further offence committed within 12 months of release from sentenced custody and finalised by court appearance or Youth Justice Conference within 15 months. Data is presented for a 12-month period (annual cohort) ending with the relevant quarter. |
| 7.3 Reoffending among Aboriginal young people exiting custody – return to custody | Reoffending is defined as a further offence committed within 12 months of release from sentenced custody and finalised by court appearance within 15 months where the offender received a subsequent custodial penalty. Data is presented for a 12-month period (annual cohort) ending with the relevant quarter. This measure counts only those offenders who committed a new proven offence not parole revocations or bail refusal. 7.3 is a subset of 7.2 and shows those who were returned to custody. |