

NSW Closing the Gap Target 10 Quarterly Report

Aboriginal adults are not overrepresented in the criminal justice system

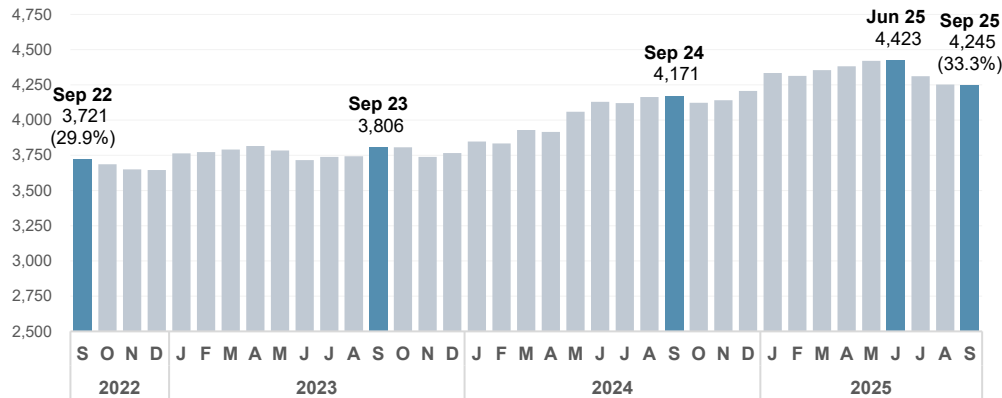
September 2025



1.1 Key indicator: Aboriginal adults in prison*

Sentenced and remand custody

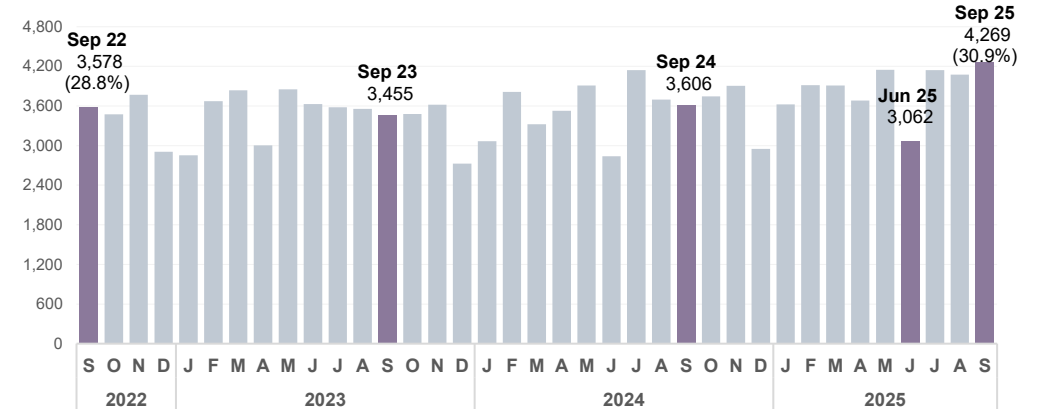
Up 11.5% From September 2023	↓-178 From prior quarter	↑+439 From same month 2023	4,245 Current year	3,806 Same month 2023	33.3% % Aboriginal
--	------------------------------------	--------------------------------------	------------------------------	---------------------------------	------------------------------



2.1 Key indicator – Aboriginal adults in court

Local, District and Supreme Courts

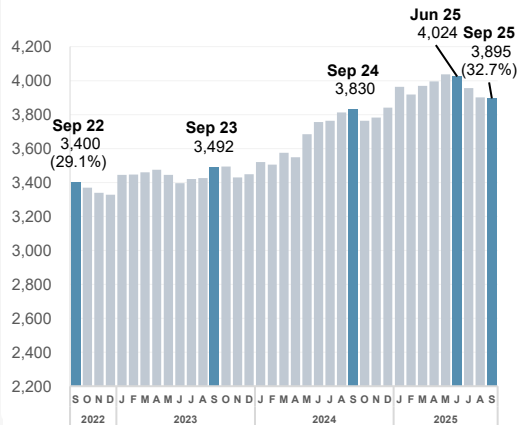
Up 8.8% From prior year	↑+1,595 From prior quarter	↑+3,667 From prior year	45,422 Current year	41,755 Last year	30.9% % Aboriginal
-----------------------------------	--------------------------------------	-----------------------------------	-------------------------------	----------------------------	------------------------------



1.2 Aboriginal men in prison*

Sentenced and remand custody

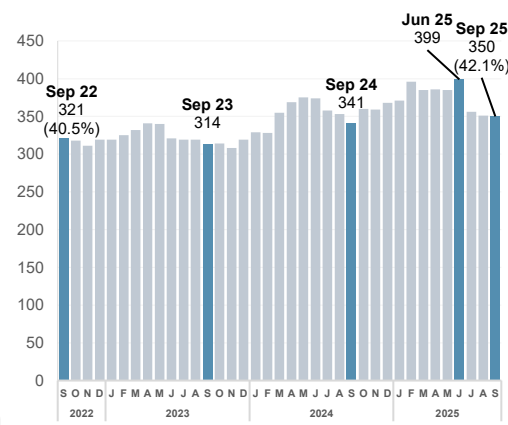
Up 11.5% From September 2023	↑+403 From same month 2023	3,895 Current year	3,492 Same month 2023
--	--------------------------------------	------------------------------	---------------------------------



1.3 Aboriginal women in prison*

Sentenced and remand custody

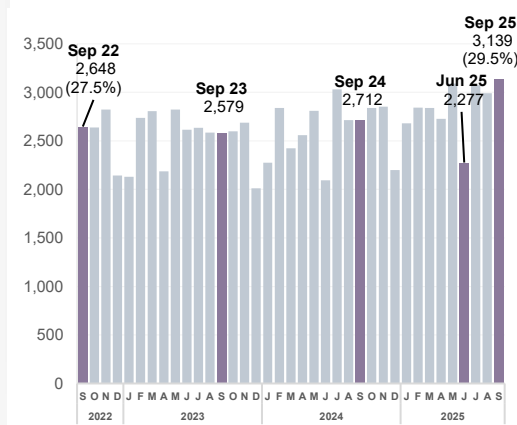
Up 11.5% From September 2023	↑+36 From same month 2023	350 Current year	314 Same month 2023
--	-------------------------------------	----------------------------	-------------------------------



2.2 Aboriginal men in court

Local, District and Supreme Courts

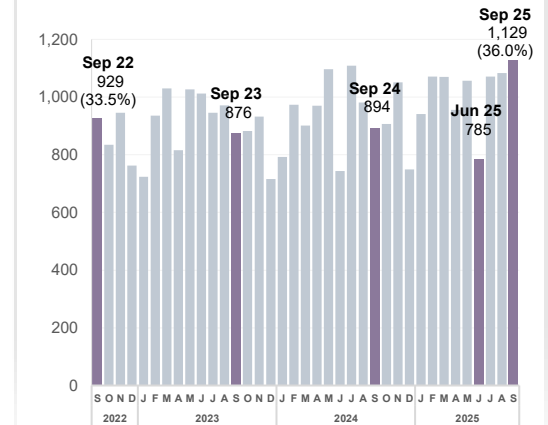
Up 9.1% From prior year	↑+2,790 From prior year	33,549 Current year	30,759 Last year
-----------------------------------	-----------------------------------	-------------------------------	----------------------------



2.3 Aboriginal women in court

Local, District and Supreme Courts

Up 8.0% From prior year	↑+878 From prior year	11,869 Current year	10,991 Last year
-----------------------------------	---------------------------------	-------------------------------	----------------------------



Note: data from March 2020 onwards have been impacted by COVID and may not represent a change in long term trend

*Custody population figures are counted as at midnight on the last day of the month (stock figures).

Aboriginal people comprise 3.2% of the adult NSW population (2021 ABS Estimated Resident Population)

NSW Closing the Gap Target 10 Quarterly Report

Aboriginal adults are not overrepresented in the criminal justice system

September 2025



3. Police

3.1 Police court proceedings*

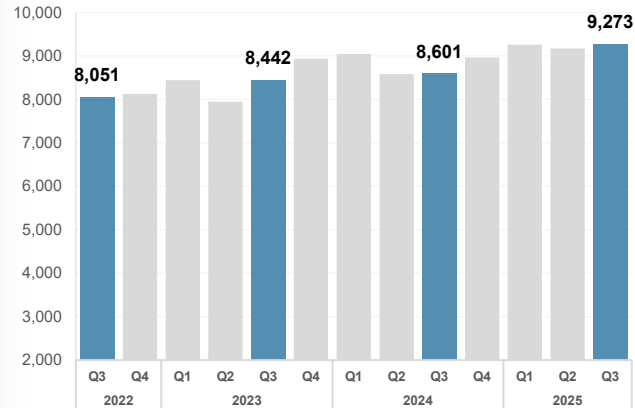
*excludes Aboriginal adults proceeded to court for breaching bail

Up 4.2%
From prior year

↑+1,492
From prior year

36,664
Current year

35,172
Last year



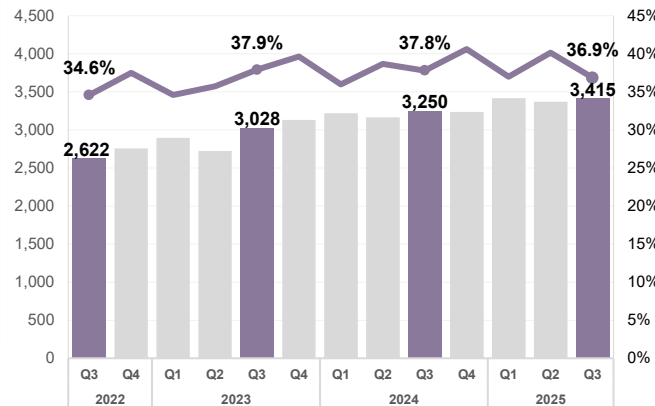
4.1 Refused bail by police

Up 5.3%
From prior year

↑+675
From prior year

13,440
Current year

12,765
Last year



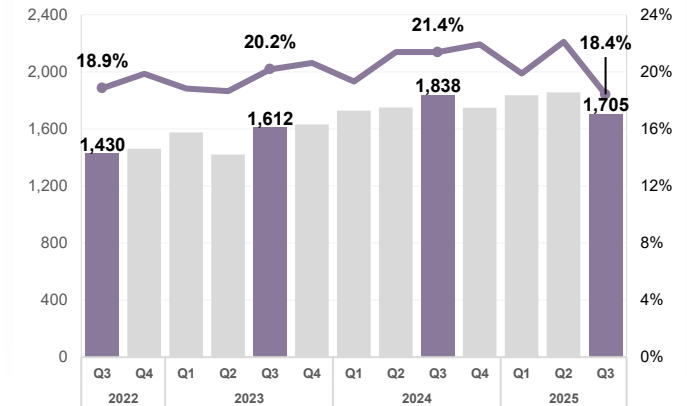
4.2 Refused bail by court

Up 2.9%
From prior year

↑+200
From prior year

7,145
Current year

6,945
Last year



4. Bail

4.3 Bail revoked due to breach

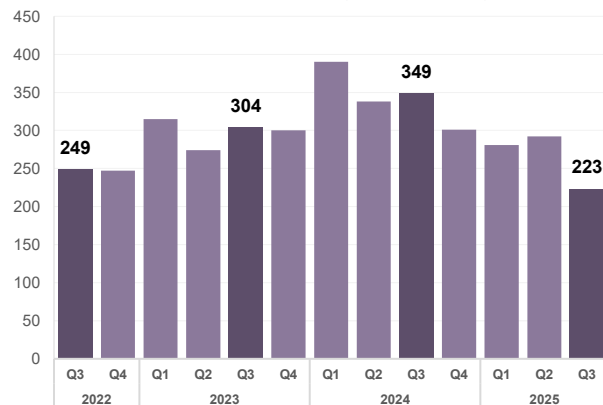
*breach of bail established in court

Down 20.3%
From prior year

↓-280
From prior year

1,097
Current year

1,377
Last year



4.4 Reason for bail revocation – bail breach involving further offence*

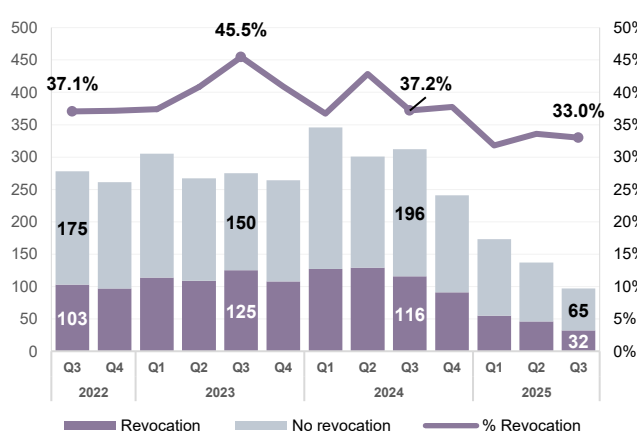
*breach of bail established in court

Down 53.3%
From prior year

↓-256
From prior year

224
Current year

480
Last year



4.5 Reason for bail revocation – technical bail breach

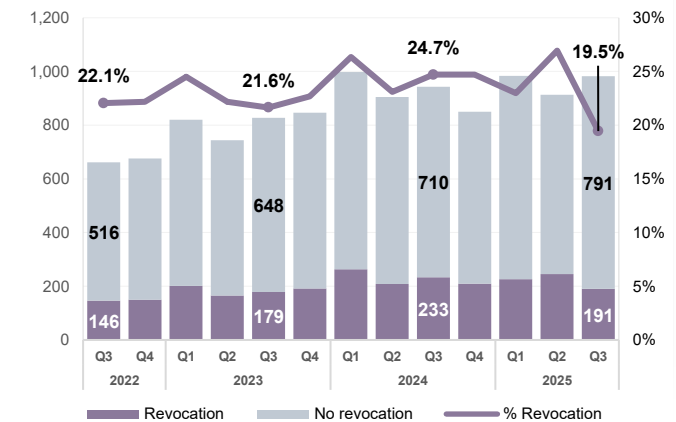
*breach of bail established in court

Down 2.7%
From prior year

↓-24
From prior year

873
Current year

897
Last year



Note: data from March 2020 onwards have been impacted by COVID and may not represent a change in long term trend. In Jan 2022 it became mandatory for NSW Police to ask all offenders if they identify as Aboriginal.

Aboriginal people comprise 3.2% of the adult NSW population (2021 ABS Estimated Resident Population)

NSW Closing the Gap Target 10 Quarterly Report

Aboriginal adults are not overrepresented in the criminal justice system

September 2025



5. Criminal Courts

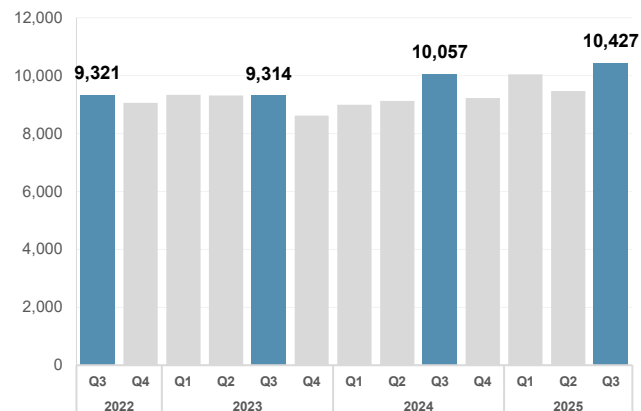
5.1 Found guilty in court

Up 6.5%
From prior year

↑+2,375
From prior year

39,158
Current year

36,783
Last year



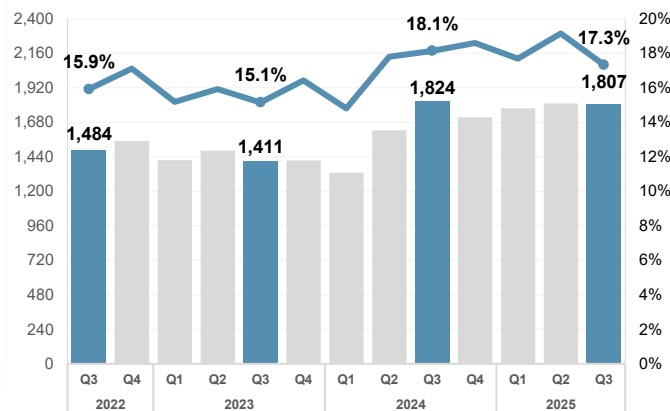
5.2 Sentenced to prison

Up 14.8%
From prior year

↑+919
From prior year

7,112
Current year

6,193
Last year



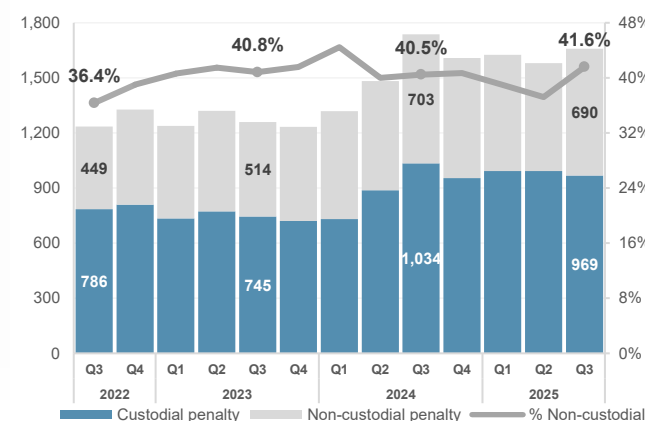
5.3 Sentenced to custody from remand

Up 15.8%
From prior year

↑+532
From prior year

3,908
Current year

3,376
Last year



6. Custody

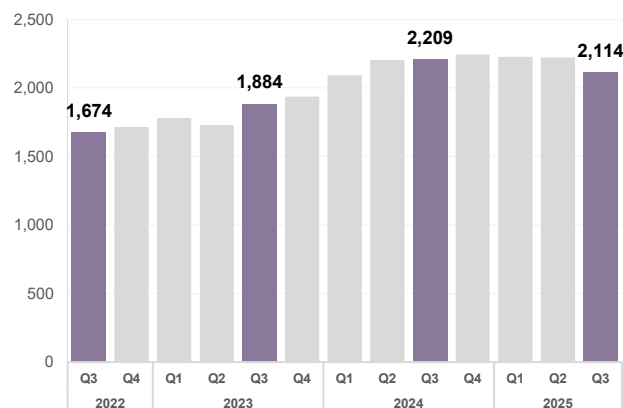
6.1 Entering custody

Up 23.9%
From September 2023

↑+1,699
From 2023

8,810
Current year

7,111
2023



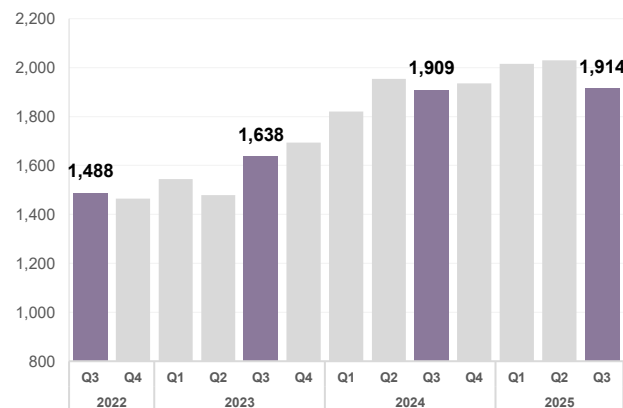
6.2 Remand custody population*

Up 16.8%
From September 2023

↑+276
From same qtr 2023

1,914
Current quarter

1,638
Same qtr 2023



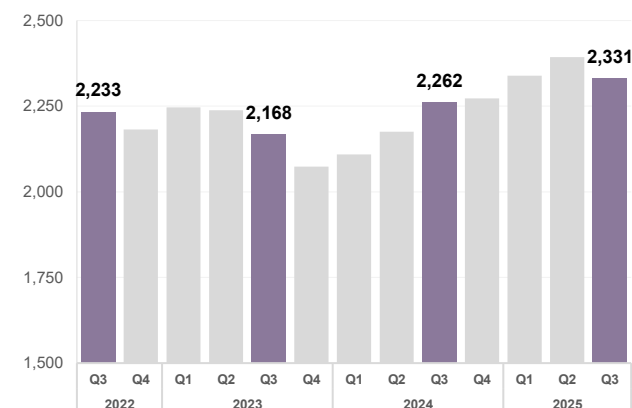
6.3 Sentenced custody population*

Up 7.5%
From September 2023

↑+163
From same qtr 2023

2,331
Current quarter

2,168
Same qtr 2023



Note: data from March 2020 onwards have been impacted by COVID and may not represent a change in long term trend

*Custody population figures are counted as at midnight on the last day of the month (stock figures).

Aboriginal people comprise 3.2% of the adult NSW population (2021 ABS Estimated Resident Population)

NSW Closing the Gap Target 10 Quarterly Report

Aboriginal adults are not overrepresented in the criminal justice system

September 2025



6. Custody

6.4 Length of stay in custody

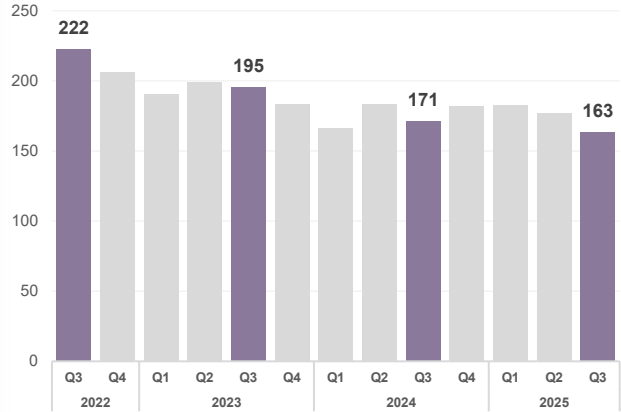
Average number of days for persons discharged by discharge date

Stable
From prior year

0 days
From prior year

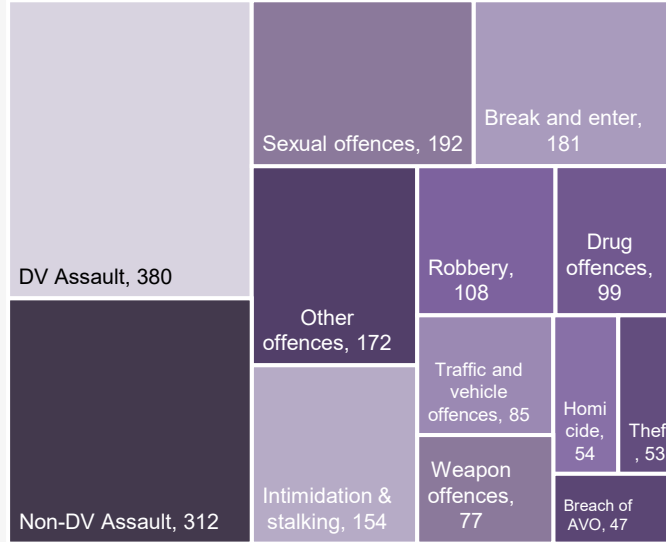
176 days
Current 12-month average

176 days
12-month average last year



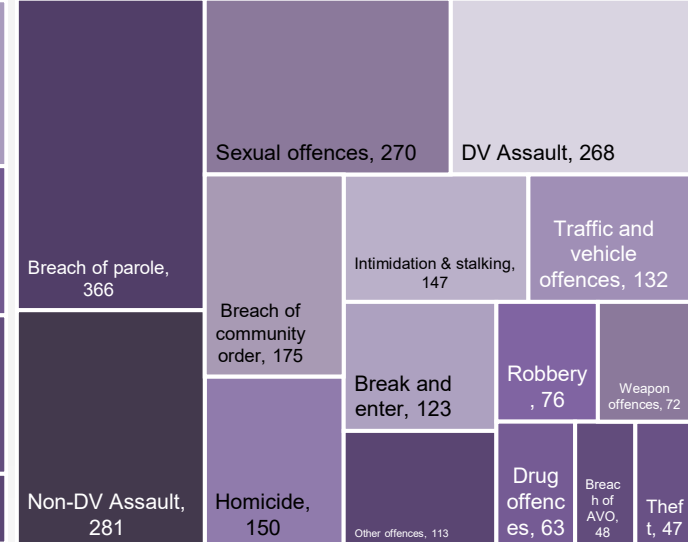
6.5 Remandee's most serious offence

Aboriginal remand population September 2025 = 1,914



6.6 Sentenced prisoner's most serious offence

Aboriginal sentenced population September 2025 = 2,331



7. Reoffending

7.1 Reoffending among Aboriginal adults guilty in court – new proven offence

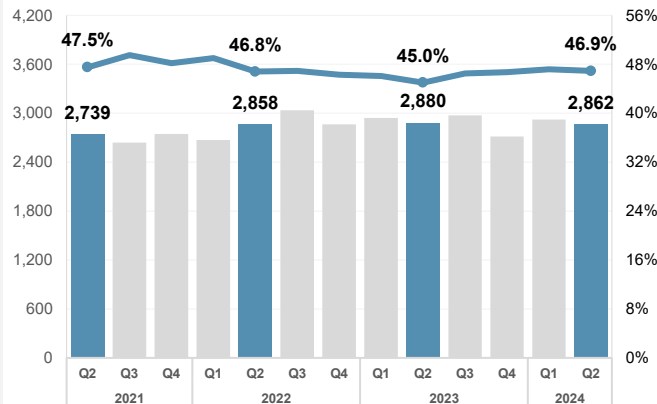
Quarterly cohort reoffending rate - Any new proven offence committed within 12 months

Down 18
Change year to year

46.9%
Current rate

2,862
Current year

2,880
Last year



7.2 Reoffending among Aboriginal adults exiting custody – new proven offence

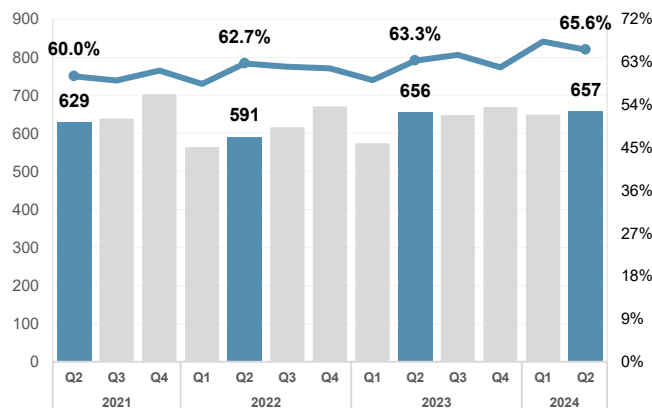
Quarterly cohort reoffending rate - Any new proven offence committed within 12 months

Up 1
Change year to year

65.6%
Current rate

657
Current year

656
Last year



7.3 Reoffending among Aboriginal adults exiting custody – return to custody

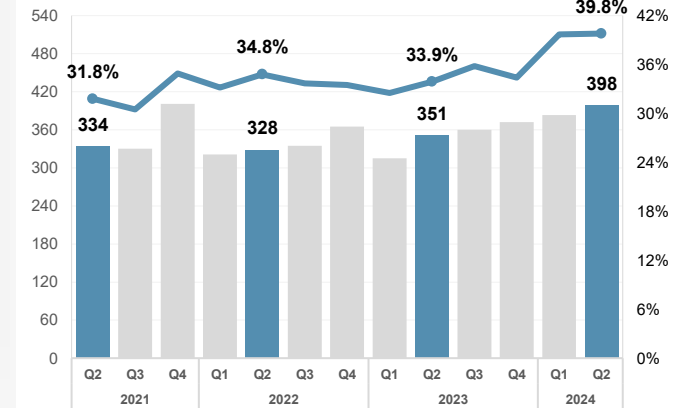
Quarterly cohort reoffending rate - Return to custody for a further offence committed within 12 months

Up 47
Change year to year

39.8%
Current rate

398
Current year

351
Last year



Note: data from March 2020 onwards have been impacted by COVID and may not represent a change in long term trend
 ^Q2 2020 cohort - the number of criminal matters finalised in NSW Courts was lower than average due to the disruption to court operations in due to COVID-19. In Q3 2020 the number of criminal matters finalised was higher due to a surge in court activity to address this disruption.

Aboriginal people comprise 3.2% of the adult NSW population (2021 ABS Estimated Resident Population)

NSW Closing the Gap Target 10 Quarterly Report

Aboriginal adults are not overrepresented in the criminal justice system



Glossary

Measure	Definition
1.1, 1.2, 1.3 Aboriginal adults in prison	Number of Aboriginal adults held in custody, whether remanded or sentenced. Custody population figures are counted as at midnight on the last day of the month.
2.1, 2.2, 2.3 Aboriginal adults in court	Number of Aboriginal adults appearing in finalised criminal court appearances. A finalised appearance is one which has been fully determined by the court and for which no further court proceedings are required. Counts appearances finalised in the Local, District and Supreme Courts.
3.1 Police court proceedings	Number of Aboriginal adults proceeded against to court by NSW Police. This measure excludes Aboriginal adults proceeded against for a breach of bail. Due to improvement in police recording of Aboriginality since Jan 2022, the number of persons with a recorded Aboriginal status has increased.
4.1 Refused bail by police	Number and proportion of Aboriginal adults refused bail by the police.
4.2 Refused bail by court	Number and proportion of Aboriginal adults refused bail at their first court bail appearance.
4.3, 4.4, 4.5 Bail breaches	Number of Aboriginal adults whose bail was revoked due to a bail breach. 4.4 and 4.5 are a subset of 4.3 and show the reason for the bail breach, 4.4 where the offender committed a new offence, 4.5 a technical bail breach, such as reporting to police, curfew and residence.
5.1 Found guilty in court	Number of Aboriginal adults found guilty in finalised criminal court appearances.
5.2 Sentenced to prison	Number and proportion of Aboriginal adults sentenced to custody.
5.3 Sentenced to custody from remand	Number and proportion of Aboriginal adults refused bail at court finalisation by whether they received a custodial or non-custodial penalty.
6.1 Entering custody	Number of Aboriginal adults received into custody. Excludes those held in police/court cell complexes.
6.2, 6.3 Remand and sentenced prisoners	Remand – Aboriginal adults refused bail (and small numbers granted bail but unable to meet conditions) are remanded in custody pending future court action. Sentenced - the courts have imposed custodial sentence for a proven offence.
6.4 Length of stay in custody	The average number of days spent in custody for Aboriginal adults discharged from custody.
6.5, 6.6 Prisoner's most serious offence	The most serious offence type for which each adults is in custody (remand and sentenced custody shown separately). Data is shown for the most recent month.
7.1 Reoffending among Aboriginal adults guilty in court	Reoffending is defined as a further offence committed within 12 months of a proven court appearance and finalised by court appearance within 15 months (excludes those who received a custodial penalty). The quarterly reoffending rate is the proportion of Aboriginal adult offenders with a proven court appearance in a given three-month period that went on to commit a further proven offence within 12 months of the court appearance.
7.2 Reoffending among Aboriginal adults exiting custody – new proven offence	Reoffending is defined as a further offence committed within 12 months of release from sentenced custody and finalised by court appearance within 15 months. The quarterly reoffending rate is the proportion of Aboriginal adult offenders released from sentenced custody in a given three-month period that went on to commit a further proven offence within 12 months of release.
7.3 Reoffending among Aboriginal adults exiting custody – return to custody	Reoffending is defined as a further offence committed within 12 months of release from sentenced custody and finalised by court appearance within 15 months where the offender received a subsequent custodial penalty. The quarterly reoffending rate is the proportion of Aboriginal adult offenders released from sentenced custody in a given three-month period that went on to commit a further proven offence within 12 months of release and received a subsequent custodial penalty (only counts those who committed a new proven offence not parole revocations or bail refusal). 7.3 is a subset of 7.2 and shows those who were returned to custody.

NSW Closing the Gap Target 11 Quarterly Report

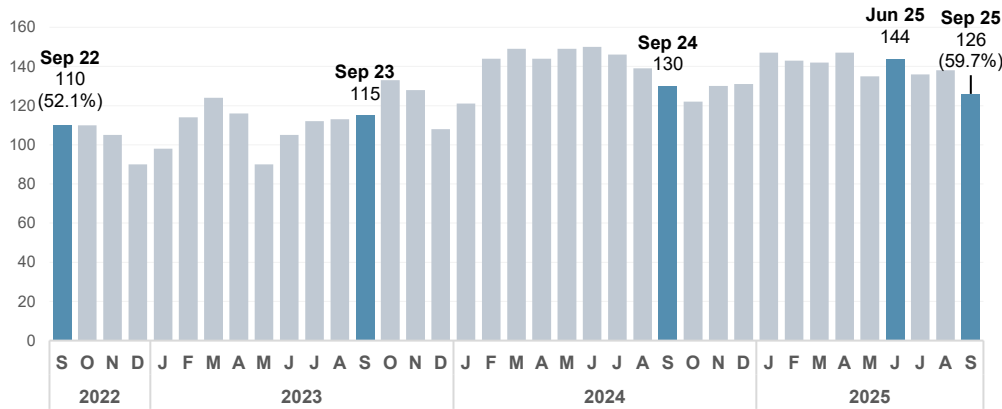
Aboriginal young people are not overrepresented in the criminal justice system

September 2025



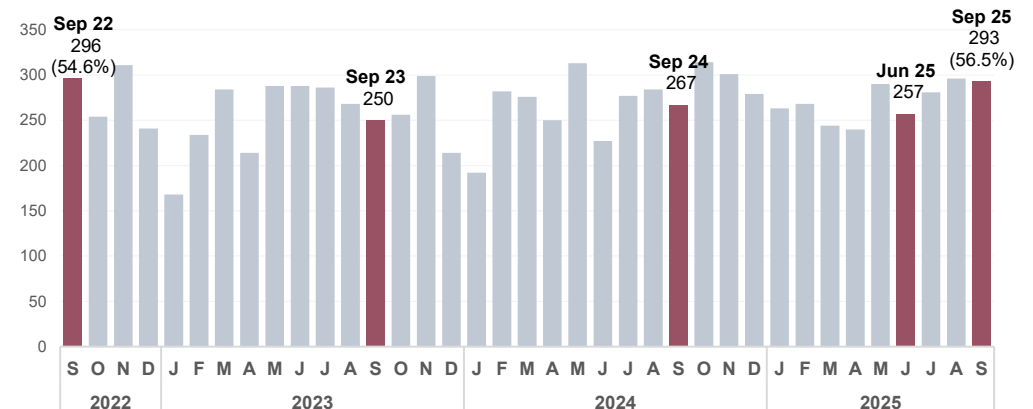
1.1 Key indicator: Aboriginal young people in detention*

Sentenced and remand custody



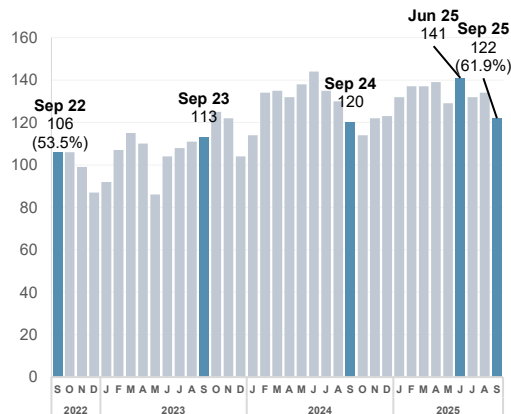
2.1 Key indicator: Aboriginal young people in court

Children's, Local, District and Supreme Courts



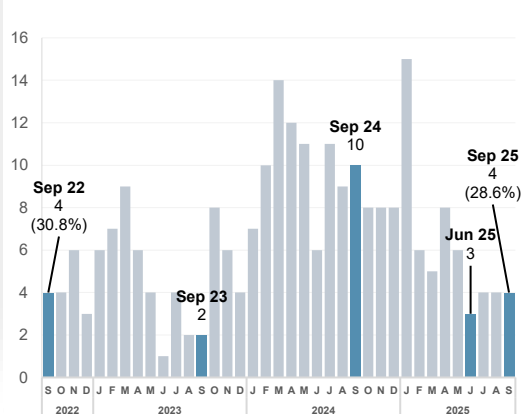
1.2 Aboriginal young males in detention*

Sentenced and remand custody



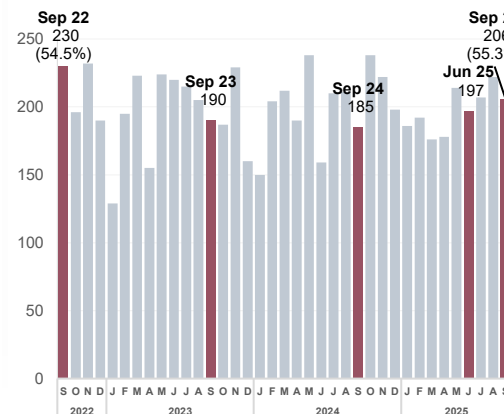
1.3 Aboriginal young females in detention*

Sentenced and remand custody



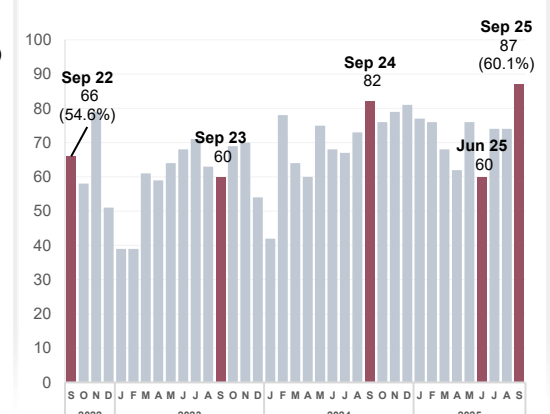
2.2 Aboriginal young males in court

Children's, Local, District and Supreme Courts



2.3 Aboriginal young females in court

Children's, Local, District and Supreme Courts



Note: data from March 2020 onwards have been impacted by COVID and may not represent a change in long term trend

*Custody population figures are counted as at midnight on the last day of the month (stock figures).

Aboriginal young people comprise 7.6% of the NSW population aged 10 to 17 years (2021 ABS Estimated Resident Population)

NSW Closing the Gap Target 11 Quarterly Report

Aboriginal young people are not overrepresented in the criminal justice system

September 2025



3. Police

3.1 Police court proceedings*

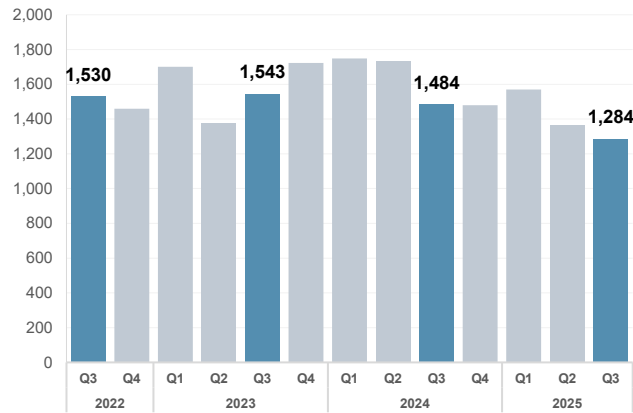
*excludes Aboriginal young people proceeded to court for breaching bail

Down 14.8%
From prior year

↓-990
From prior year

5,699
Current year

6,689
Last year



3.2 Diversion from court*

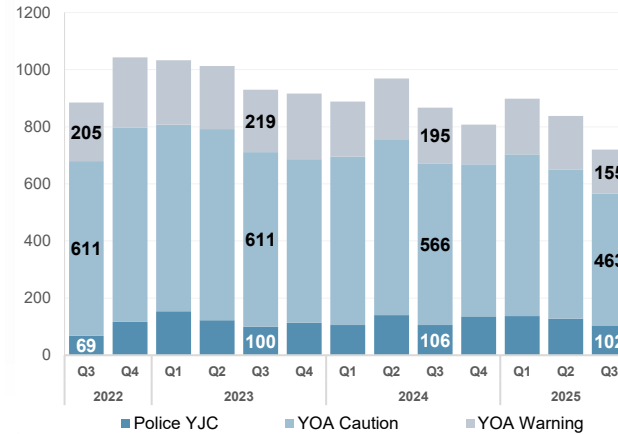
*Police Youth Justice Conference referrals, cautions/warnings under the Young Offenders Act.

Down 10.3%
From prior year

↓-376
From prior year

3,264
Current year

3,640
Last year



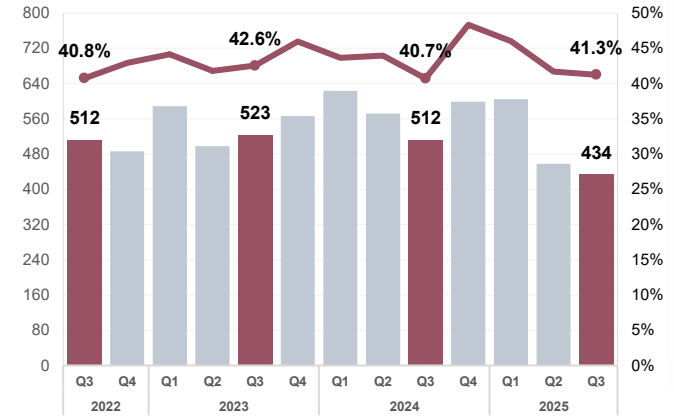
4.1 Refused bail by police

Down 7.8%
From prior year

↓-178
From prior year

2,096
Current year

2,274
Last year



4. Bail

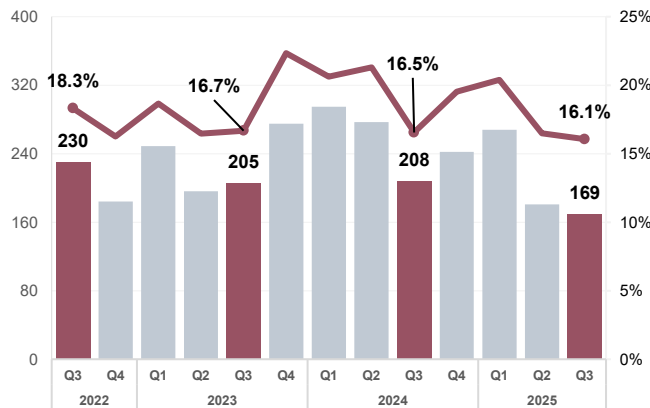
4.2 Refused bail by court

Down 18.5%
From prior year

↓-195
From prior year

860
Current year

1,055
Last year



4.3 Bail revocations following bail breach involving further offence*

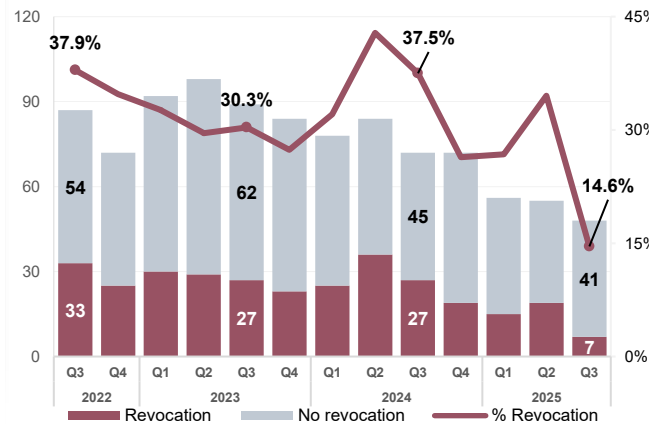
*breach of bail established in court

Down 45.9%
From prior year

↓-51
From prior year

60
Current year

111
Last year



4.4 Bail revocations from technical bail breach

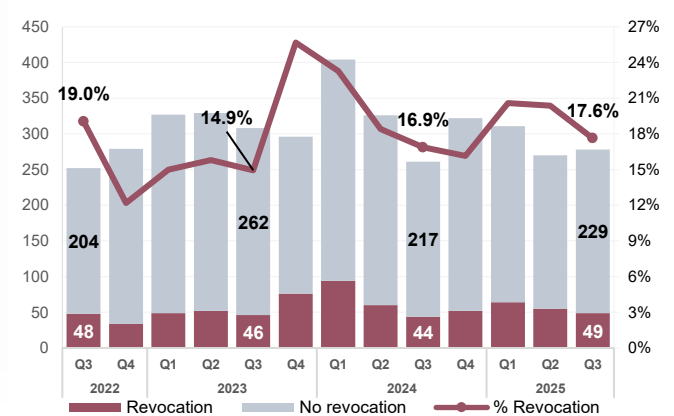
*breach of bail established in court

Down 19.7%
From prior year

↓-54
From prior year

220
Current year

274
Last year



Note: data from March 2020 onwards have been impacted by COVID and may not represent a change in long term trend. In Jan 2022 it became mandatory for NSW Police to ask all offenders if they identify as Aboriginal.

Aboriginal young people comprise 7.6% of the NSW population aged 10 to 17 years (2021 ABS Estimated Resident Population)

NSW Closing the Gap Target 11 Quarterly Report

Aboriginal young people are not overrepresented in the criminal justice system

September 2025



5. Criminal Courts

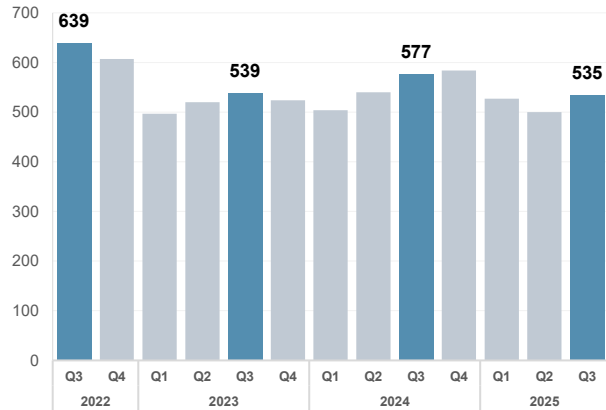
5.1 Found guilty in court

Stable
From prior year

↑ +1
From prior year

2,146
Current year

2,145
Last year



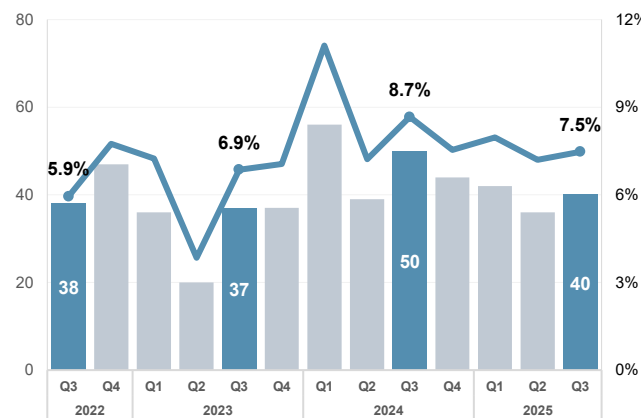
5.2 Sentenced to custody

Down 11.0%
From prior year

↓ -20
From prior year

162
Current year

182
Last year



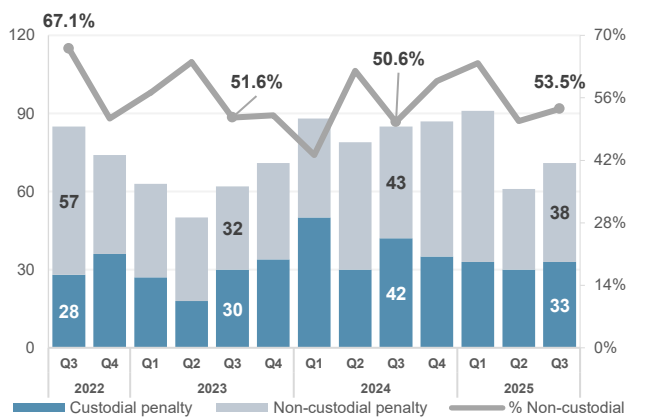
5.3 Sentenced to custody from remand

Down 16.0%
From prior year

↓ -25
From prior year

131
Current year

156
Last year



6. Custody

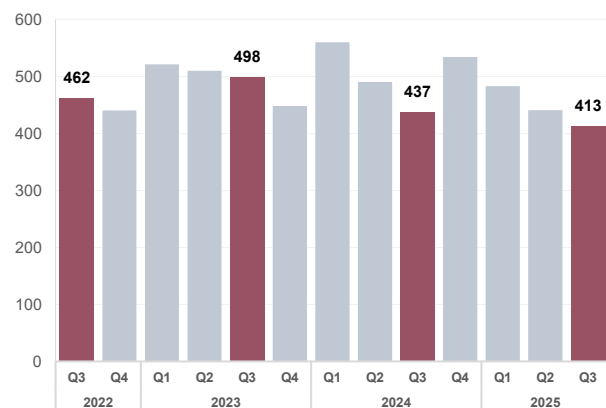
6.1 Entering custody

Down 5.0%
From September 2023

↓ -98
From 2023

1,871
Current year

1,969
2023



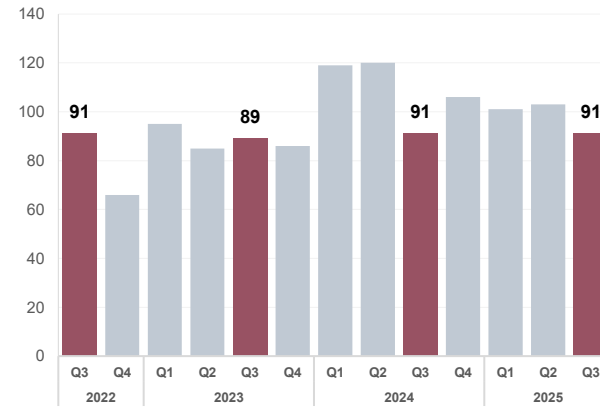
6.2 Remand custody population*

Up 2.2%
From September 2023

↑ +2
From same qtr 2023

91
Current quarter

89
Same qtr 2023



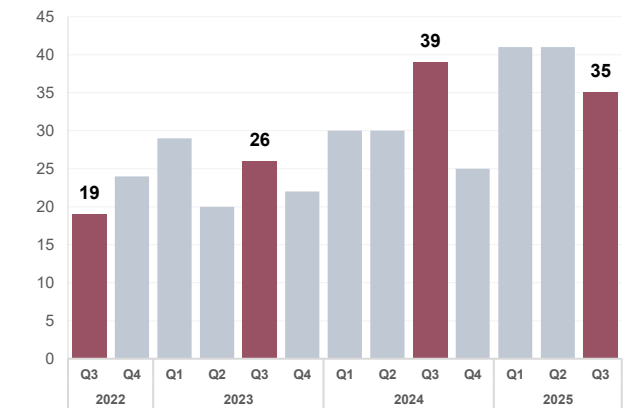
6.3 Sentenced custody population*

Up 34.6%
From September 2023

↑ +9
From same qtr 2023

35
Current quarter

26
Same qtr 2023



Note: data from March 2020 onwards have been impacted by COVID and may not represent a change in long term trend

*Custody population figures are counted as at midnight on the last day of the month (stock figures).

Aboriginal young people comprise 7.6% of the NSW population aged 10 to 17 years (2021 ABS Estimated Resident Population)

NSW Closing the Gap Target 11 Quarterly Report

Aboriginal young people are not overrepresented in the criminal justice system

September 2025

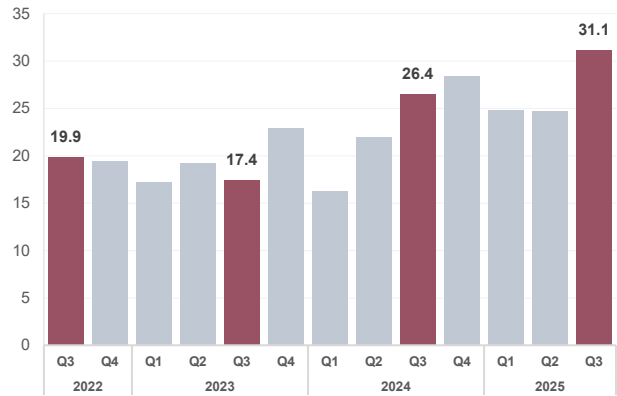


6. Custody

6.4 Length of stay in custody*

*Average number of days for persons discharged by discharge date

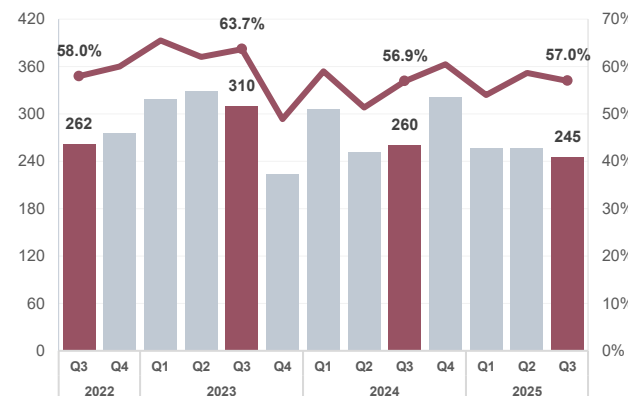
Up 23.2% **↑+5.1 days** **27.3 days** **22.2 days**
 From prior year From prior year Current 12-month average 12-month average last year



6.5 Short-term remand*

*Number of persons that spent less than 2 days spent in custody by discharge date

Stable **↑+39** **1,079** **1,040**
 From prior year From prior year Current year Last year



6.6 Detainee's most serious offence

The most serious offence for which a person is detained

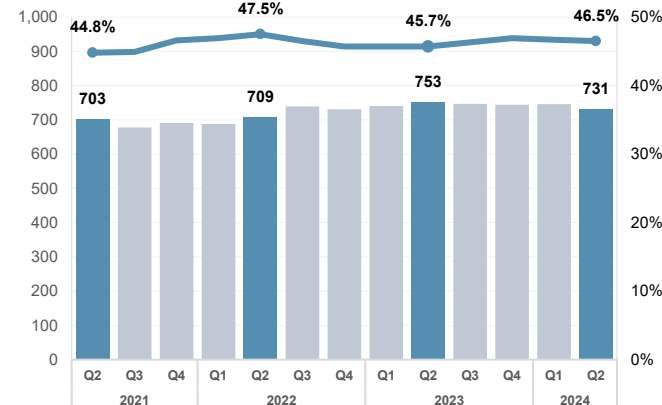


7. Reoffending

7.1 Reoffending among Aboriginal young people guilty in court or dealt with by YJC

Annual cohort reoffending rate - Any new proven offence committed within 12 months

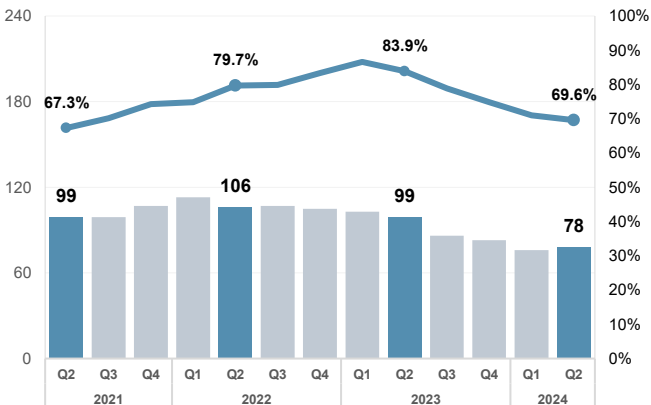
Stable **46.5%** **731** **753**
 Change year to year Current rate Current year Last year



7.2 Reoffending among Aboriginal young people exiting custody – new proven offence

Annual cohort reoffending rate - Any new proven offence committed within 12 months

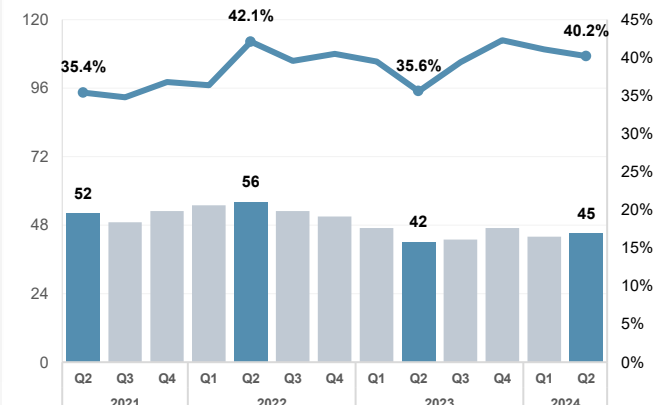
Down 21 **69.6%** **78** **99**
 Change year to year Current rate Current year Last year



7.3 Reoffending among Aboriginal young people exiting custody – return to custody

Annual cohort reoffending rate - Return to custody for a new offence committed within 12 months

Stable **40.2%** **45** **42**
 Change year to year Current rate Current year Last year



Note: data from March 2020 onwards have been impacted by COVID and may not represent a change in long term trend

Aboriginal young people comprise 7.6% of the NSW population aged 10 to 17 years (2021 ABS Estimated Resident Population)

NSW Closing the Gap Target 11 Quarterly Report

Aboriginal young people are not overrepresented in the criminal justice system



Glossary

Measure	Definition
1.1, 1.2, 1.3 Aboriginal young people in detention	Number of Aboriginal young people held in juvenile detention, whether remanded or sentenced. Custody population figures are counted as at midnight on the last day of the month.
2.1, 2.2, 2.3 Aboriginal young people in court	Number of Aboriginal young people appearing in finalised criminal court appearances. A finalised appearance is one which has been fully determined by the court and for which no further court proceedings are required. Counts appearances finalised in the Children's, Local, District and Supreme Courts.
3.1 Police court proceedings	Number of Aboriginal young people proceeded against to court by NSW Police. This measure excludes Aboriginal young people proceeded against for a breach of bail. Due to improvement in police recording of Aboriginality since Jan 2022, the number of persons with a recorded Aboriginal status has increased
3.1 Diversions from court	Number of Aboriginal young people proceeded against by NSW Police via a Youth Justice Conference referral or a caution or warning under the Young Offenders Act. Fare evasion offences have been excluded from these proceedings as they are regarded as a diversion from an infringement notice, and not directly a diversion from court. Due to improvement in police recording of Aboriginality since Jan 2022, the number of persons with a recorded Aboriginal status has increased
4.1 Refused bail by police	Number and proportion of Aboriginal young people refused bail by the police.
4.2 Refused bail by court	Number and proportion of Aboriginal young people refused bail at their first court bail appearance.
4.3, 4.4 Bail breaches	Number of Aboriginal young people whose bail was revoked due to a bail breach. 4.4 shows breaches where the offender committed a new offence, 4.5 shows a technical bail breach, such as reporting to police, curfew and residence.
5.1 Found guilty in court	Number of Aboriginal young people found guilty in finalised criminal court appearances.
5.2 Sentenced to prison	Number and proportion of Aboriginal young people sentenced to juvenile detention.
5.3 Sentenced to custody from remand	Number and proportion of Aboriginal young people refused bail at court finalisation by whether they received a custodial penalty or not.
6.1 Entering custody	Number of Aboriginal young people received into custody. Excludes those held in police/court cell complexes.
6.2, 6.3 Remand and sentenced population	Remand – Aboriginal young people refused bail (and small numbers granted bail but unable to meet conditions) are remanded in custody pending future court action. Sentenced - the courts have imposed custodial sentence for a proven offence.
6.4 Length of stay in custody	The average number of days spent in custody for Aboriginal young people discharged from custody.
6.5 Short-term remand	The number and proportion of Aboriginal young people discharged from custody that spent less than 2 days in custody
6.6 Detainee's most serious offence	The most serious offence type for which each person is in custody (remand and sentenced custody). Data is shown for the most recent month.
7.1 Reoffending among Aboriginal young people guilty in court or dealt with by YJC	Reoffending is defined as a further offence committed within 12 months of a Youth Justice Conference or proven court appearance and finalised by court appearance or Youth Justice Conference within 15 months (excludes those who received a custodial penalty). Data is presented for a 12-month period (annual cohort) ending with the relevant quarter.
7.2 Reoffending among Aboriginal young people exiting custody – new proven offence	Reoffending is defined as a further offence committed within 12 months of release from sentenced custody and finalised by court appearance or Youth Justice Conference within 15 months. Data is presented for a 12-month period (annual cohort) ending with the relevant quarter.
7.3 Reoffending among Aboriginal young people exiting custody – return to custody	Reoffending is defined as a further offence committed within 12 months of release from sentenced custody and finalised by court appearance within 15 months where the offender received a subsequent custodial penalty. Data is presented for a 12-month period (annual cohort) ending with the relevant quarter. This measure counts only those offenders who committed a new proven offence not parole revocations or bail refusal. 7.3 is a subset of 7.2 and shows those who were returned to custody.