

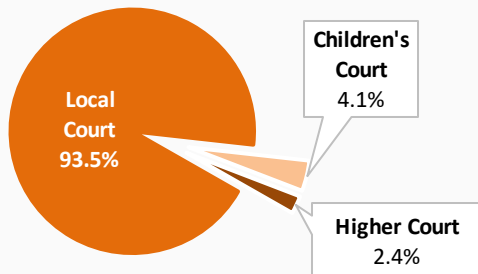
# Progression through the NSW criminal court system 2018 to 2022



## COURT FINALISATIONS BY JURISDICTION

- **93.5%** of all criminal court finalisations are in the Local Court

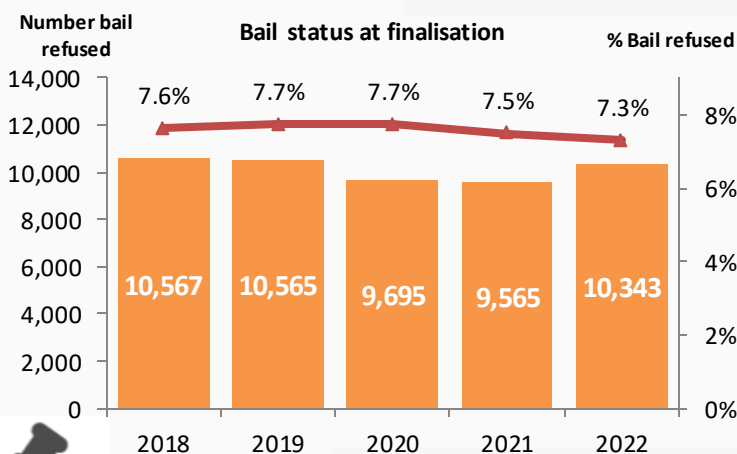
NSW Criminal Court finalisations by jurisdiction, 2022



Change in volume of finalisations within each jurisdiction, from 2021 to 2022:

- Local court: **↑ 12.1%** (from 120,695 to 135,359)
- Higher courts: **↓ 2.7%** (from 3,581 to 3,484)
- Children's court: **↑ 8.0%** (from 5,462 to 5,899)

## BAIL REFUSAL



The **proportion** of defendants bail refused at time of court finalisation has remained largely stable:

- past 2 years – **down** slightly by 0.2 percentage points.
- past 5 years – **down** slightly by 0.3 percentage points.

The **number** of bail refused at time of court finalisation:

- past 2 years - up by 778 persons
- past 5 years – down by 224 persons.

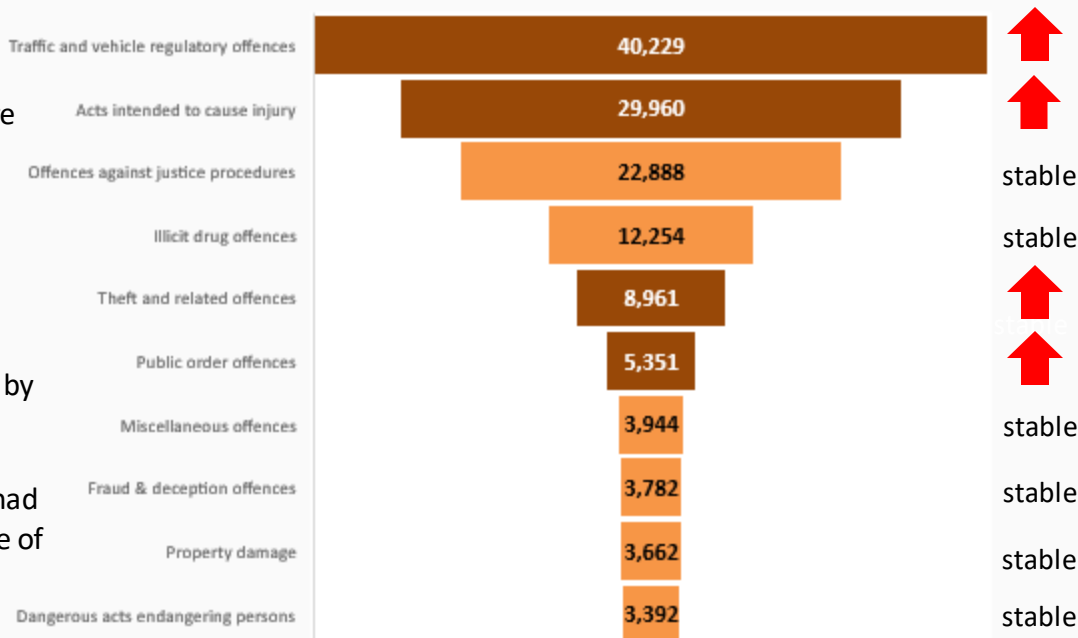
## COURT FINALISATIONS BY MOST SERIOUS OFFENCE

Criminal Court finalisations by top 10 offence types and 24 month trend, 2022

Of the **144,742** finalisations in 2022, **27.8%** (or 40,229) were for Traffic and vehicle regulatory offences.

In the 2 years to December 2022:

- **Traffic offences** increased the most by **21.4%** or 7,105 finalisations.
- **Robbery offences** had the largest decrease of **4.8%** or 46 finalisations.



# Progression through the NSW criminal court system 2018 to 2022

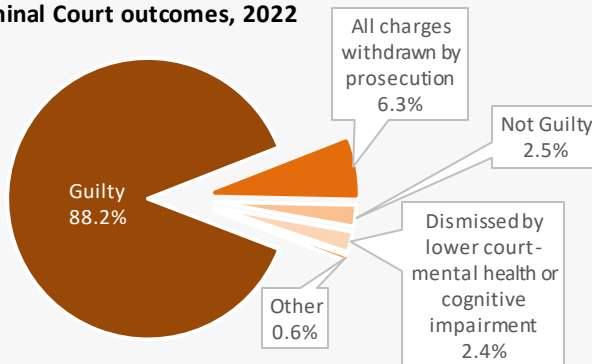


## OUTCOME AT FINALISATION

Of the **144,742** persons with a finalised court appearance in the past 12 months:

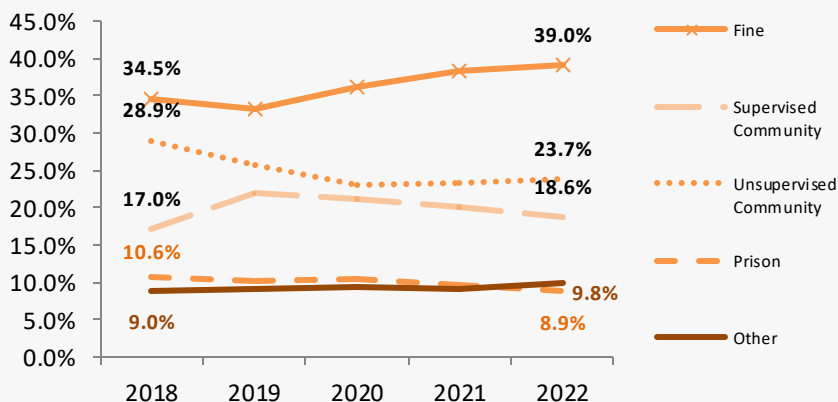
- **88.2%** were found guilty.
- **6.3%** were withdrawn by prosecution.

NSW Criminal Court outcomes, 2022



## SENTENCING OUTCOME

Number of convicted persons by sentence type



The most common principal penalty type imposed by the NSW Criminal Courts 2022 was a:

- **fine 39.0%** (49,791 persons).

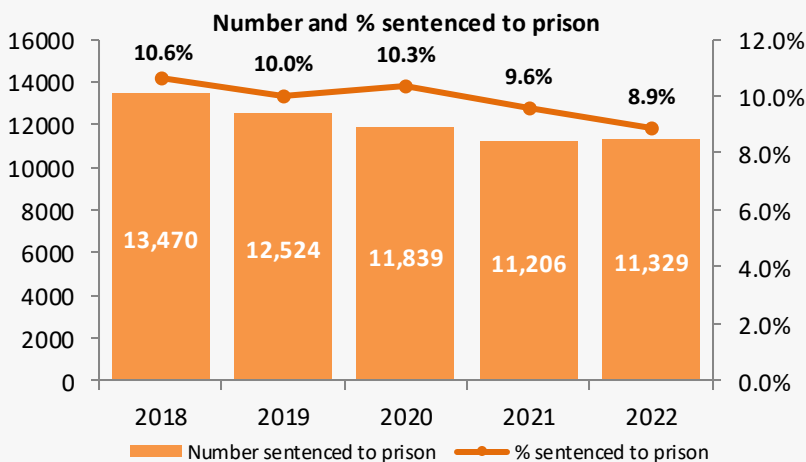
The **proportion** of convicted offenders who received a supervised community sentence **increased** over 5 years from **17.0%** to **18.6%**; while the proportion who received an unsupervised community sentence **fell** from **28.9%** to **23.7%**.



## NUMBER AND PROPORTION SENTENCED TO PRISON

In 2022, **8.9%** of convicted offenders received a prison sentence. In the past 5 years, the **proportion** of convicted offenders receiving a prison sentence has fallen 1.7 percentage points from 10.6% in 2018.

The number of persons receiving a prison sentenced has **fallen** by **2,141** persons over the past 5 years.



## COVID IMPACT

COVID impact: At various points between 2020 and 2021, routine court operations were suspended or interrupted to protect the safety of court users. These changes reduced the number of matters that were able to be finalised in 2020 and 2021, particularly in the Local Court. Court operations were largely uninterrupted in 2022.

# Progression through the NSW criminal court system 2018 to 2022

**Table 1. Number of finalisations by jurisdiction, over the 5 years to December 2022**

<b>Jurisdiction</b>	<b>2018</b>	<b>2019</b>	<b>2020</b>	<b>2021</b>	<b>2022</b>
Supreme Court	95	102	86	80	84
District Court	4,803	4,737	3,750	3,501	3,400
Local Court	128,933	127,384	117,023	120,695	135,359
Children's Court	6,251	6,006	5,646	5,462	5,899
<b>Total</b>	<b>140,082</b>	<b>138,229</b>	<b>126,505</b>	<b>129,738</b>	<b>144,742</b>

**Table 2. Number of finalisations by most serious offence, over the 5 years to December 2022**

<b>Most Serious Charge</b>	<b>2018</b>	<b>2019</b>	<b>2020</b>	<b>2021</b>	<b>2022</b>
Homicide and related offences	202	235	195	183	189
Acts intended to cause injury	23,487	24,107	23,771	24,909	29,960
Sexual assault and related offences	2,191	2,295	2,085	2,231	2,545
Dangerous or negligent acts endangering persons	3,481	3,428	3,204	3,487	3,392
Abduction, harassment and other offences against the person	848	921	863	932	982
Robbery, extortion and related offences	966	1,216	1,121	953	907
Unlawful entry with intent/burglary, break and enter	2,652	2,605	2,324	2,296	2,485
Theft and related offences	8,230	8,725	8,469	7,866	8,961
Fraud, deception and related offences	4,521	4,510	4,142	3,760	3,782
Illicit drug offences	14,105	14,566	13,445	12,211	12,254
Prohibited and regulated weapons and explosives offences	2,401	2,909	3,140	3,155	3,211
Property damage and environmental pollution	3,984	3,696	3,653	3,602	3,662
Public order offences	4,805	5,074	4,732	4,701	5,351
Traffic and vehicle regulatory offences	42,044	37,871	30,794	33,124	40,229
Offences against justice procedures, government security and government operations	24,326	24,146	22,607	22,293	22,888
Miscellaneous offences	1,839	1,925	1,960	4,035	3,944
<b>Total</b>	<b>140,082</b>	<b>138,229</b>	<b>126,505</b>	<b>129,738</b>	<b>144,742</b>

**Table 3. Number of finalisations by outcome, over the 5 years to December 2022**

<b>Outcome</b>	<b>2018</b>	<b>2019</b>	<b>2020</b>	<b>2021</b>	<b>2022</b>
Not Guilty	3,665	3,685	2,642	2,695	3,602
Guilty	127,116	124,999	114,464	117,176	127,696
Dismissed by lower court - mental health or cognitive impairment; mentally ill or disordered	2,415	2,551	2,651	2,945	3,451
All charges withdrawn by prosecution	5,985	6,120	5,857	6,214	9,079
Otherwise disposed of (eg transferred to Drug Court, deceased)	901	874	891	708	914
<b>Total</b>	<b>140,082</b>	<b>138,229</b>	<b>126,505</b>	<b>129,738</b>	<b>144,742</b>