

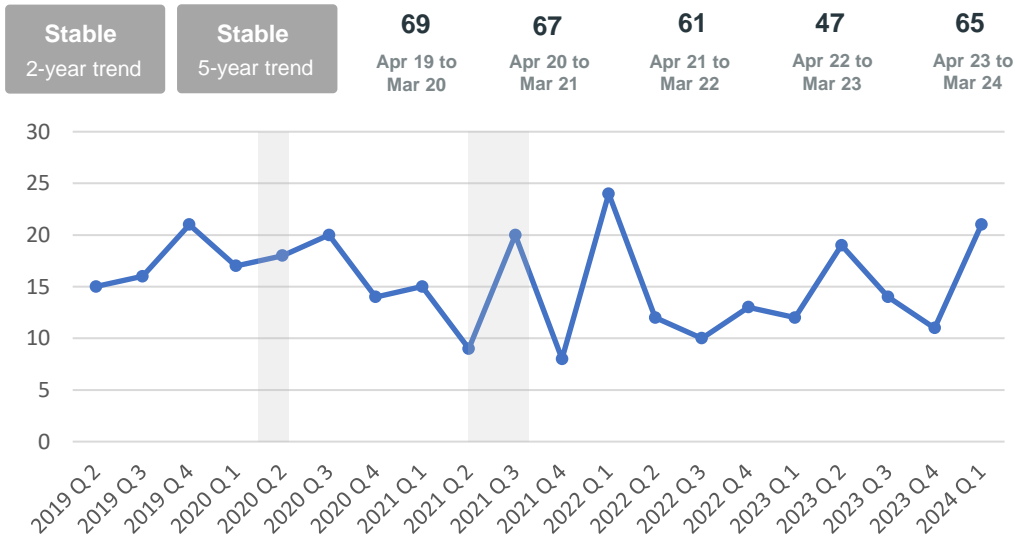
Trends in selected offences recorded by the NSW Police

March 2024

COVID lockdowns



1. Murder*



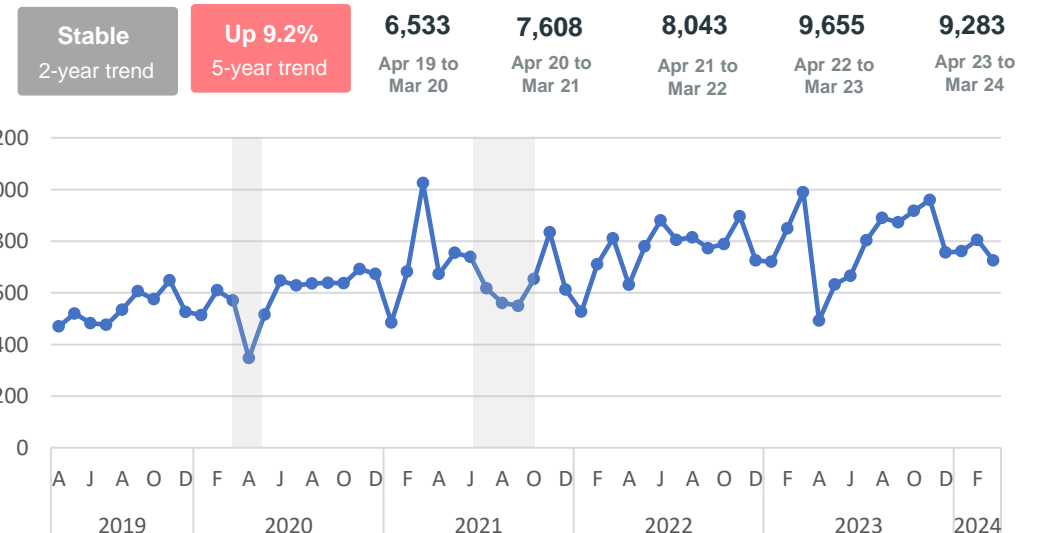
2. Domestic violence related assault



3. Non-domestic violence related assault



4. Sexual assault



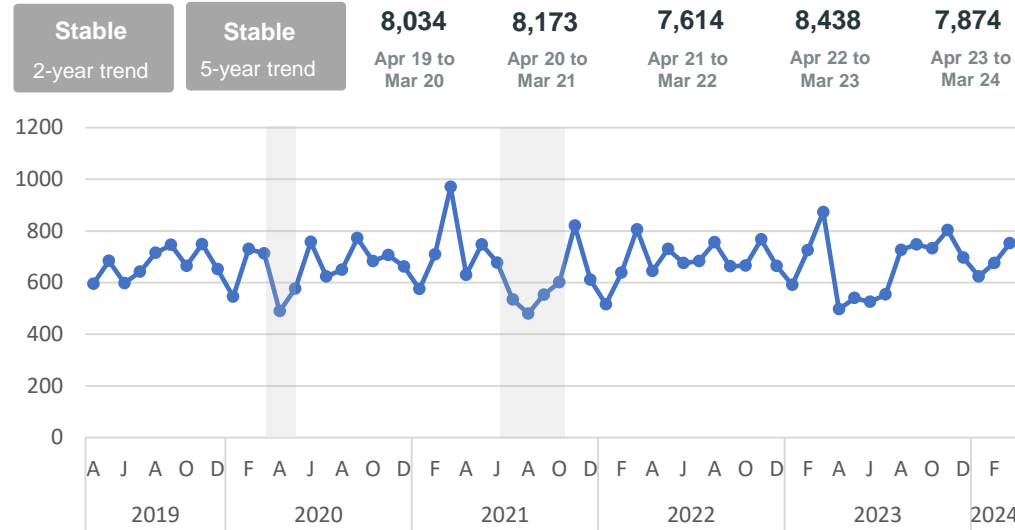
Trends in selected offences recorded by the NSW Police

March 2024

COVID lockdowns



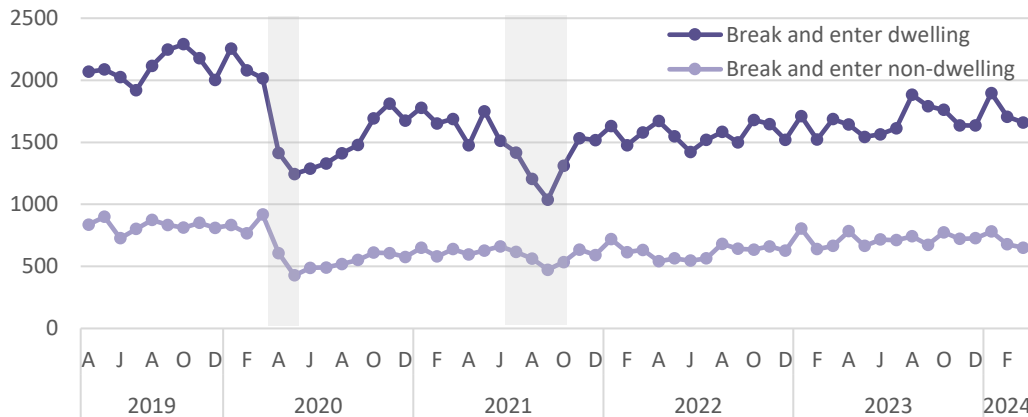
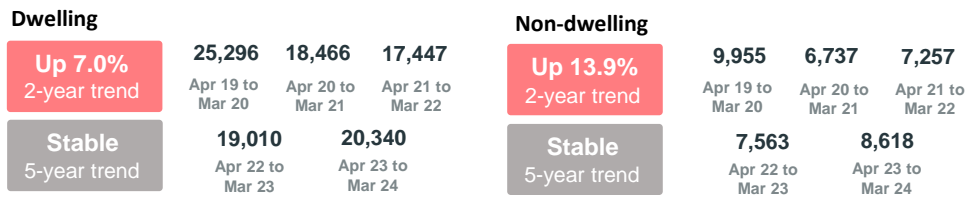
5. Sexual touching, sexual act and other sexual offences



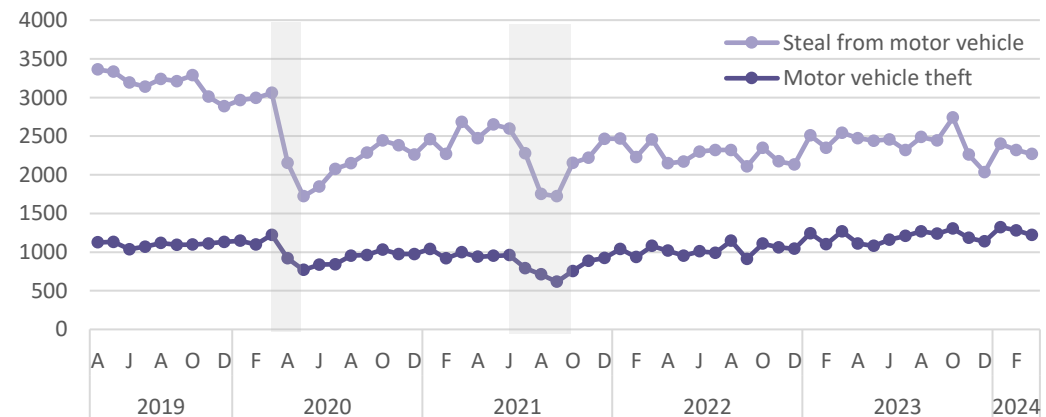
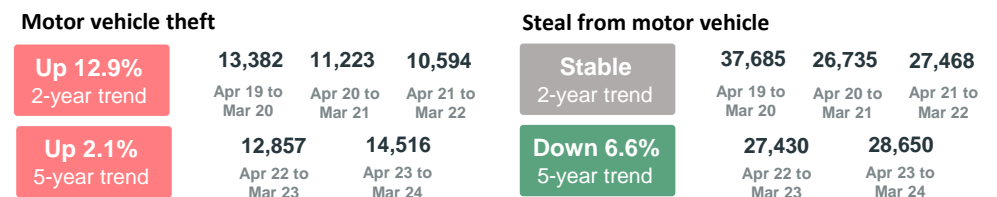
6. Robbery



7. Break and enter



8. Motor vehicle theft and steal from motor vehicle



Trends in selected offences recorded by the NSW Police

March 2024

COVID lockdowns



9. Steal from retail store and other theft

Steal from retail

Up 12.6%
2-year trend

26,580
Apr 19 to Mar 20

18,974
Apr 20 to Mar 21

17,588
Apr 21 to Mar 22

Stable
5-year trend

24,355
Apr 22 to Mar 23

27,420
Apr 23 to Mar 24

Other theft

Up 7.8%
2-year trend

49,789
Apr 19 to Mar 20

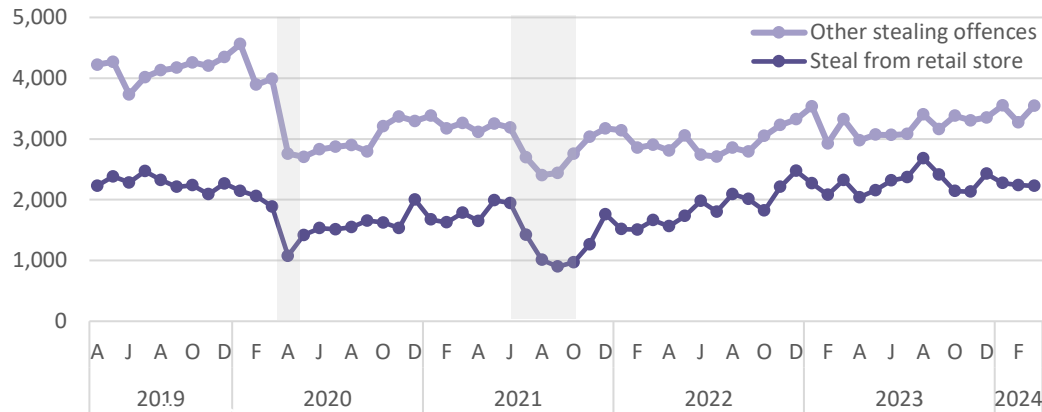
36,538
Apr 20 to Mar 21

34,954
Apr 21 to Mar 22

Stable
5-year trend

36,334
Apr 22 to Mar 23

39,166
Apr 23 to Mar 24



10. Malicious damage to property

Stable
2-year trend

Down 3.1%
5-year trend

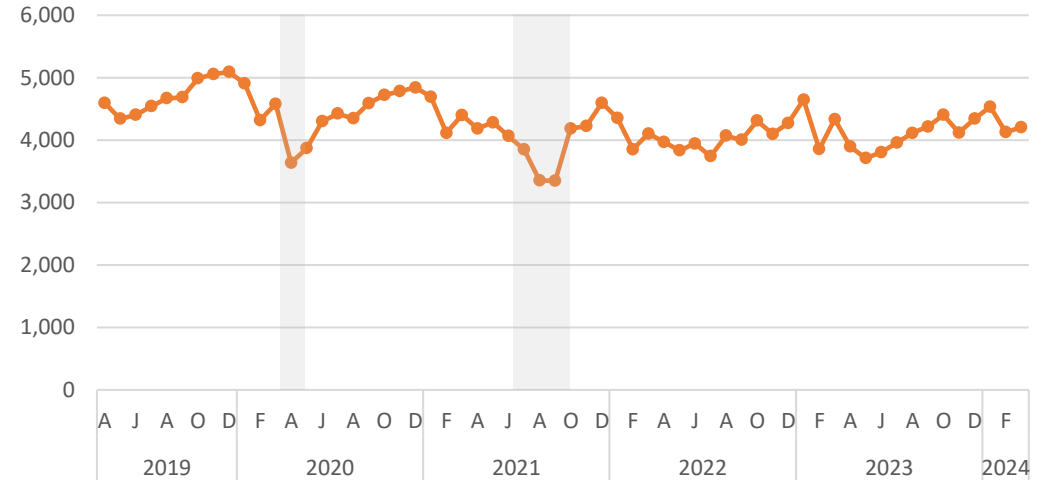
56,179
Apr 19 to Mar 20

52,726
Apr 20 to Mar 21

48,401
Apr 21 to Mar 22

49,085
Apr 22 to Mar 23

49,430
Apr 23 to Mar 24



11. Intimidation, stalking and harassment*

Up 4.4%
2-year trend

Up 6.1%
5-year trend

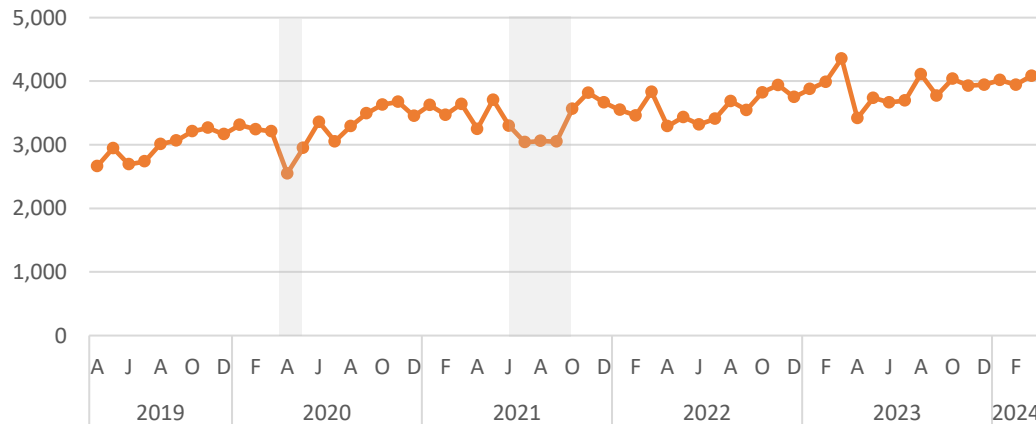
36,520
Apr 19 to Mar 20

40,179
Apr 20 to Mar 21

41,282
Apr 21 to Mar 22

44,408
Apr 22 to Mar 23

46,345
Apr 23 to Mar 24



12. Drug possession*

Down 7.0%
2-year trend

Down 5.1%
5-year trend

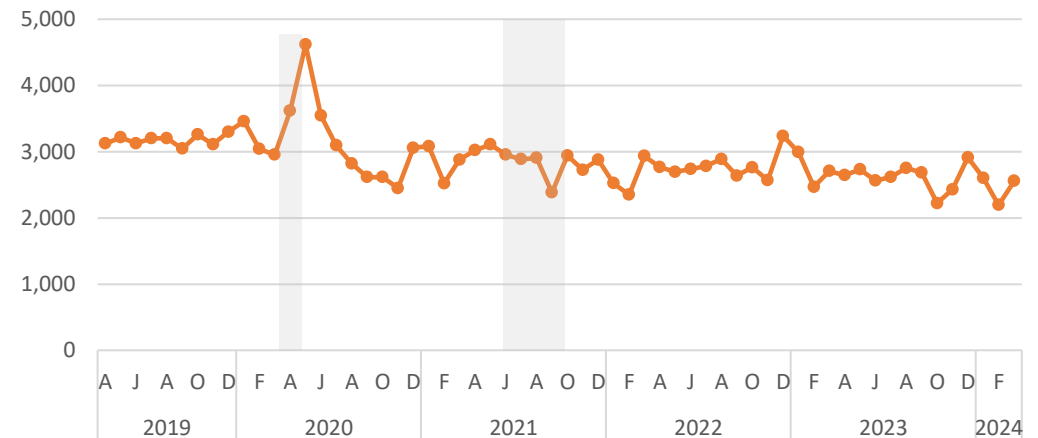
38,042
Apr 19 to Mar 20

36,921
Apr 20 to Mar 21

33,622
Apr 21 to Mar 22

33,248
Apr 22 to Mar 23

30,920
Apr 23 to Mar 24



Trends in selected offences recorded by the NSW Police

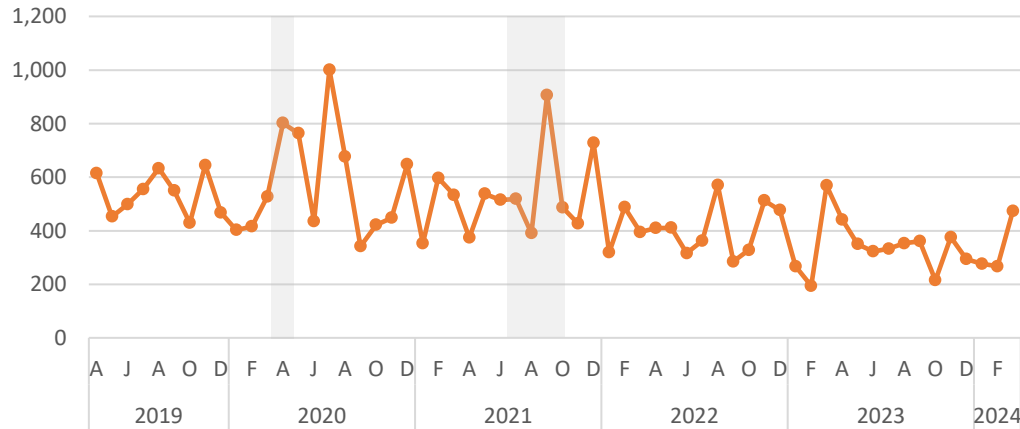
March 2024

COVID lockdowns



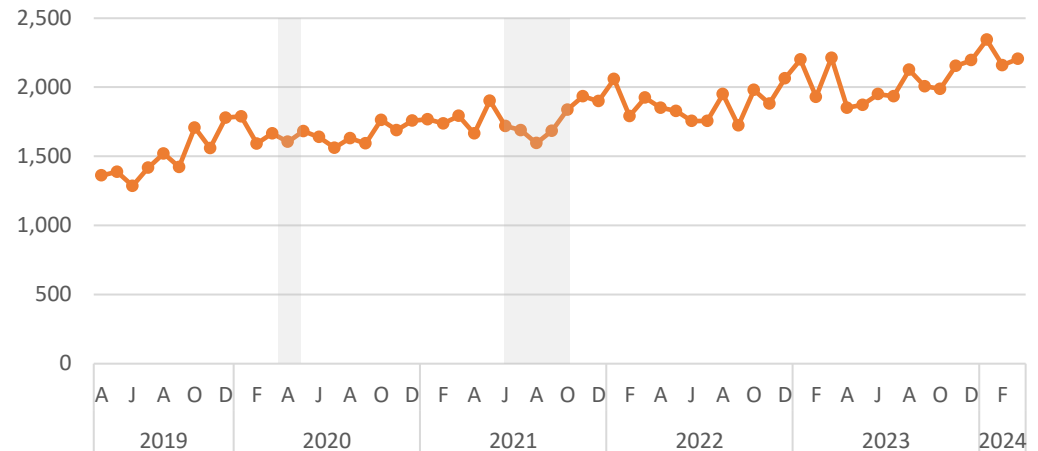
13. Drug Dealing/Trafficking*

Stable 2-year trend	Down 10.0% 5-year trend	6,194 Apr 19 to Mar 20	7,024 Apr 20 to Mar 21	6,088 Apr 21 to Mar 22	4,704 Apr 22 to Mar 23	4,065 Apr 23 to Mar 24
------------------------	----------------------------	----------------------------------	----------------------------------	----------------------------------	----------------------------------	----------------------------------



14. Breach of AVO*

Up 7.2% 2-year trend	Up 7.6% 5-year trend	18,484 Apr 19 to Mar 20	20,217 Apr 20 to Mar 21	21,696 Apr 21 to Mar 22	23,129 Apr 22 to Mar 23	24,783 Apr 23 to Mar 24
-------------------------	-------------------------	-----------------------------------	-----------------------------------	-----------------------------------	-----------------------------------	-----------------------------------



% change reflects the average percentage change per year

* Recorded incidents of Intimidation, AVO breaches and drug offences are heavily influenced by policing activity and priorities. Hence, trends in recorded incidents for these offences do not necessarily reflect changes in prevalence.

Source: [NSW Bureau of Crime Statistics and Research](#)