

NSW Closing the Gap Target 10 Quarterly Report

March 2025



Aboriginal adults are not overrepresented in the criminal justice system

1.1 Key indicator: Aboriginal adults in prison*

Sentenced and remand custody

Up 12.1%
From March 2023

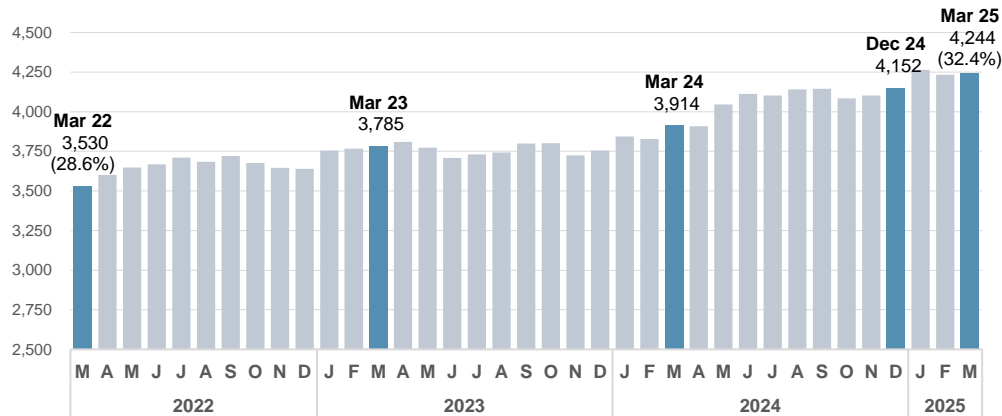
+92
From prior quarter

+459
From same month 2023

4,244
Current year

3,785
Same month 2023

32.4%
% Aboriginal



2.1 Key indicator – Aboriginal adults in court

Local, District and Supreme Courts

Up 7.2%
From prior year

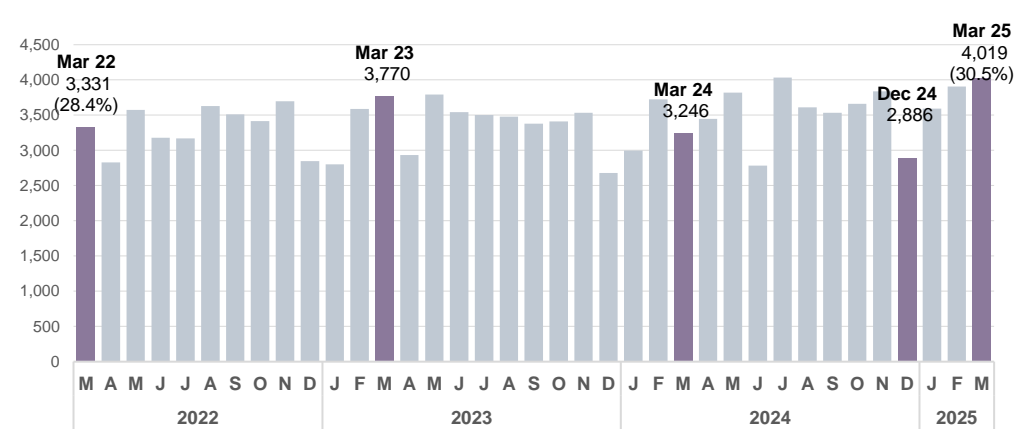
+1,131
From prior quarter

+2,911
From prior year

43,132
Current year

40,221
Last year

30.5%
% Aboriginal



1.2 Aboriginal men in prison*

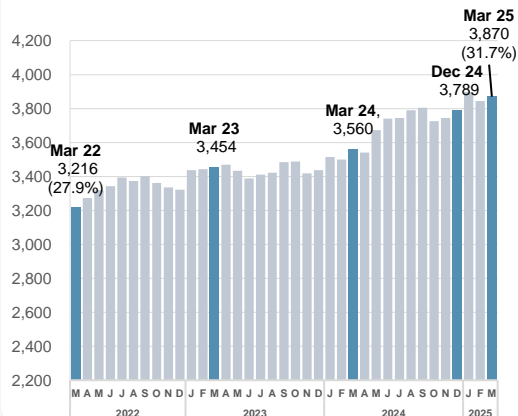
Sentenced and remand custody

Up 12.0%
From March 2023

+416
From same month 2023

3,870
Current year

3,454
Same month 2023



1.3 Aboriginal women in prison*

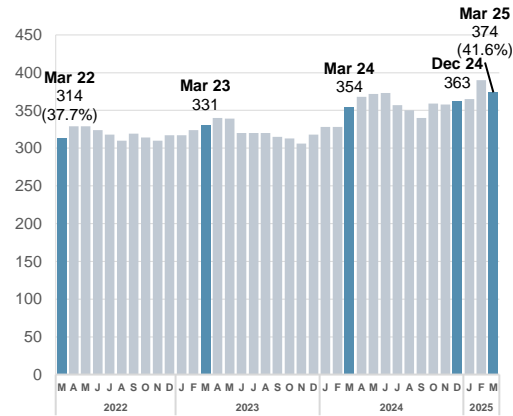
Sentenced and remand custody

Up 13.0%
From March 2023

+43
From same month 2023

374
Current year

331
Same month 2023



2.2 Aboriginal men in court

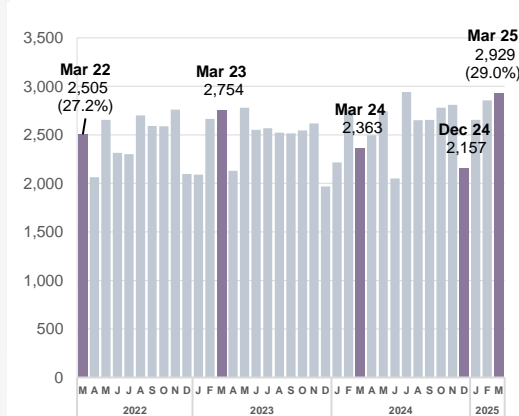
Local, District and Supreme Courts

Up 7.4%
From prior year

+2,178
From prior year

31,727
Current year

29,549
Last year



2.3 Aboriginal women in court

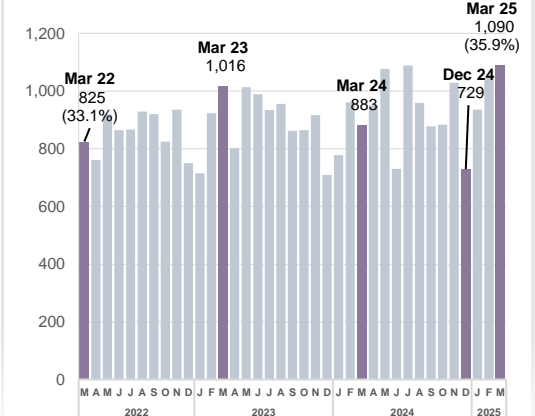
Local, District and Supreme Courts

Up 6.9%
From prior year

+734
From prior year

11,402
Current year

10,668
Last year



Note: data from March 2020 onwards have been impacted by COVID and may not represent a change in long term trend

*Custody population figures are counted as at midnight on the last day of the month (stock figures).

Aboriginal people comprise 3.2% of the adult NSW population (2021 ABS Estimated Resident Population)

NSW Closing the Gap Target 10 Quarterly Report

Aboriginal adults are not overrepresented in the criminal justice system

March 2025



3. Police

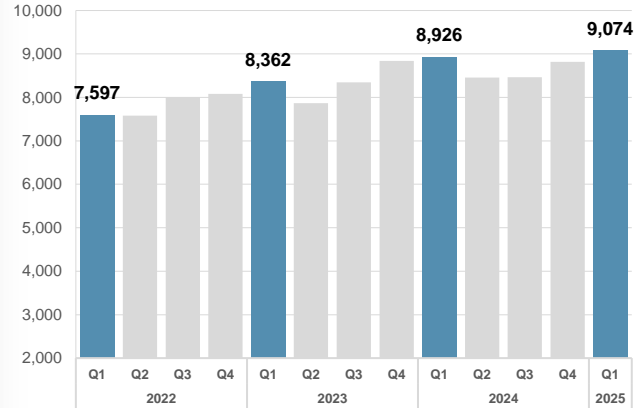
3.1 Police court proceedings*

*excludes Aboriginal adults proceeded to court for breaching bail

Up 2.4%
From prior year

↑+832
From prior year

34,812 Current year
33,980 Last year

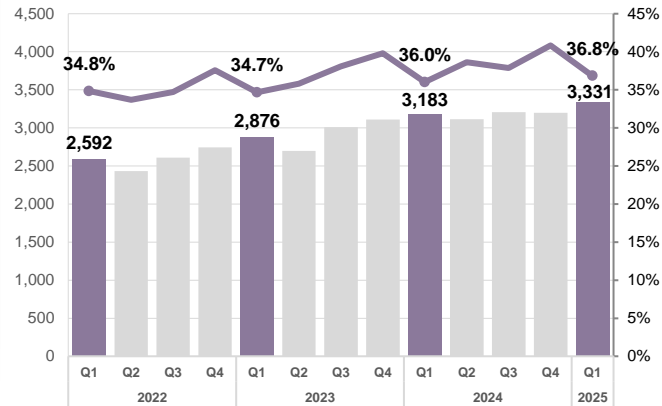


4.1 Refused bail by police

Up 7.1%
From prior year

↑+851
From prior year

12,852 Current year
12,001 Last year

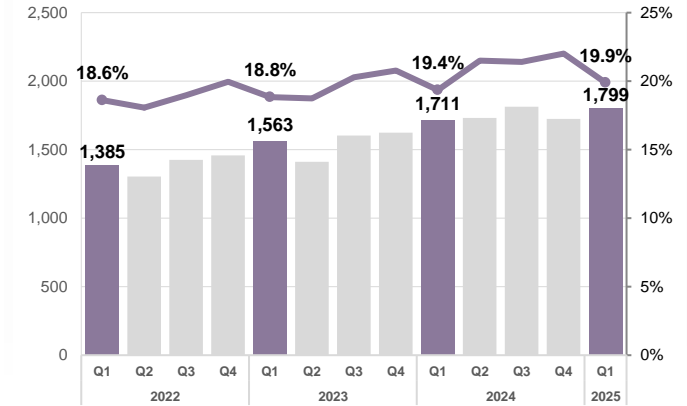


4.2 Refused bail by court

Up 11.3%
From prior year

↑+718
From prior year

7,069 Current year
6,351 Last year



4. Bail

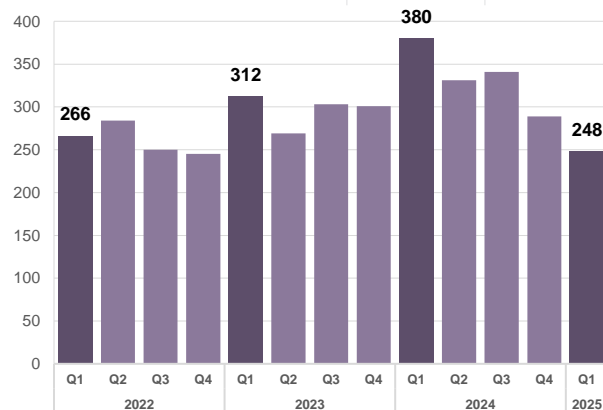
4.3 Bail revoked due to breach

*breach of bail established in court

Stable
From prior year

↓-44
From prior year

1,209 Current year
1,253 Last year



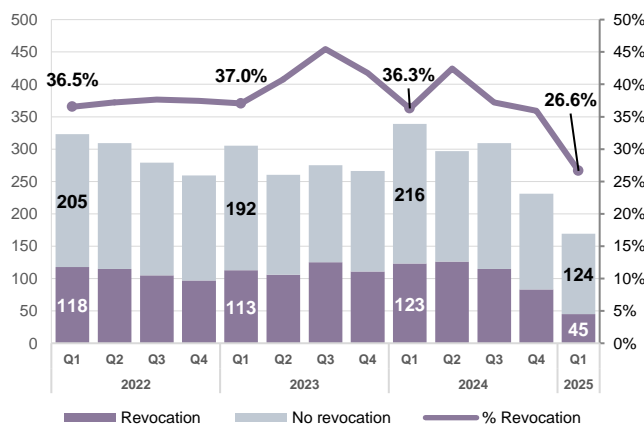
4.4 Reason for bail revocation – bail breach involving further offence*

*breach of bail established in court

Down 20.6%
From prior year

↓-96
From prior year

369 Current year
465 Last year



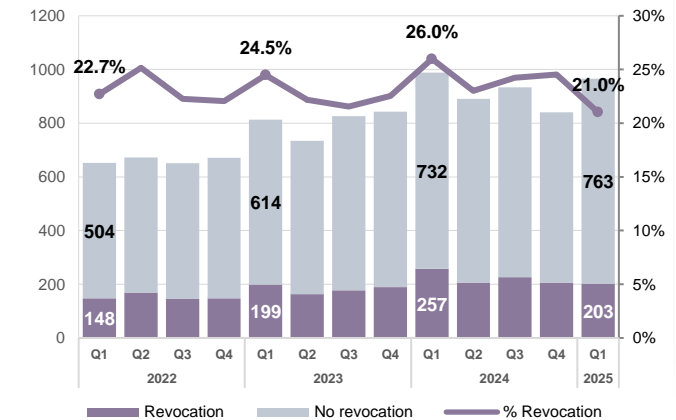
4.5 Reason for bail revocation – technical bail breach

*breach of bail established in court

Up 6.6%
From prior year

↑+52
From prior year

840 Current year
788 Last year



Note: data from March 2020 onwards have been impacted by COVID and may not represent a change in long term trend. In Jan 2022 it became mandatory for NSW Police to ask all offenders if they identify as Aboriginal.

Aboriginal people comprise 3.2% of the adult NSW population (2021 ABS Estimated Resident Population)

NSW Closing the Gap Target 10 Quarterly Report

Aboriginal adults are not overrepresented in the criminal justice system

March 2025



5. Criminal Courts

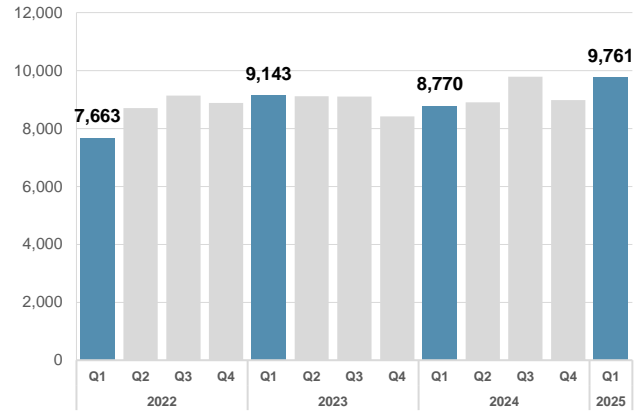
5.1 Found guilty in court

Up 5.7%
From prior year

↑+2,015
From prior year

37,426
Current year

35,411
Last year



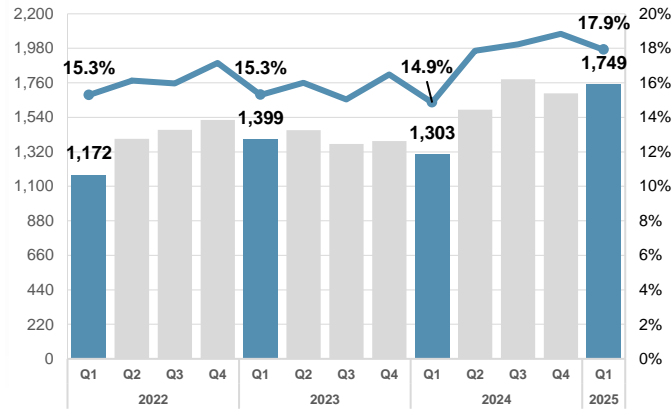
5.2 Sentenced to prison

Up 23.4%
From prior year

↑+1,293
From prior year

6,813
Current year

5,520
Last year



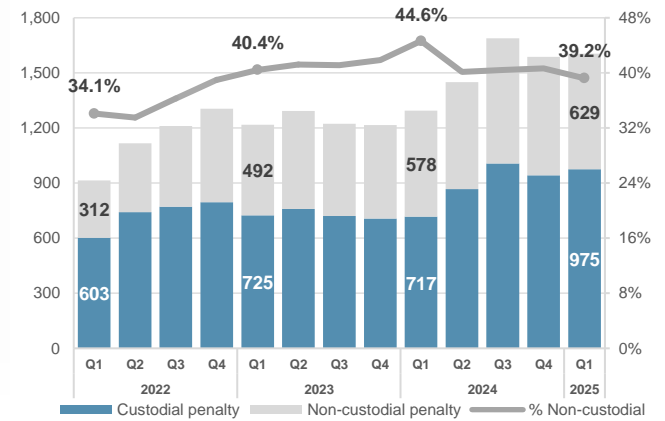
5.3 Sentenced to custody from remand

Up 30.5%
From prior year

↑+887
From prior year

3,791
Current year

2,904
Last year



6. Custody

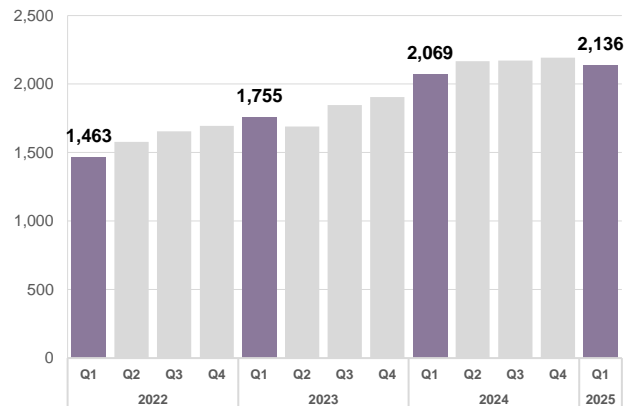
6.1 Entering custody

Up 29.7%
From March 2023

↑+1,984
From 2023

8,667
Current year

6,683
2023



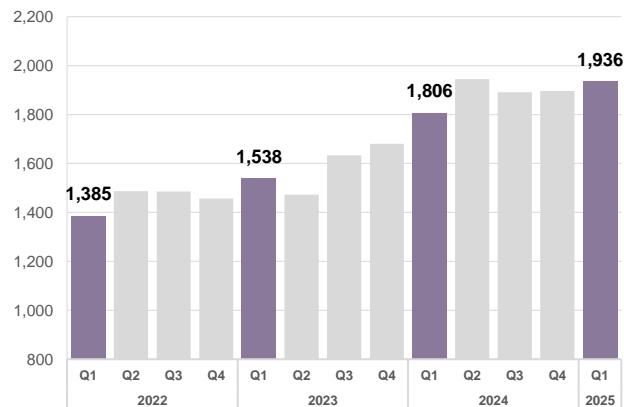
6.2 Remand custody population*

Up 25.9%
From March 2023

↑+398
From same qtr 2023

1,936
Current quarter

1,538
Same qtr 2023



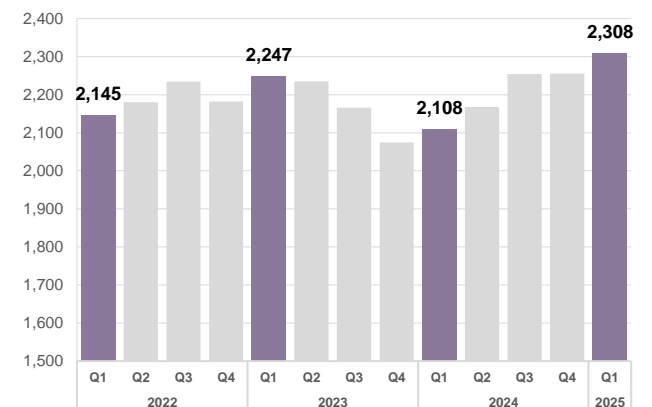
6.3 Sentenced custody population*

Stable
From March 2023

↑+61
From same qtr 2023

2,308
Current quarter

2,247
Same qtr 2023



Note: data from March 2020 onwards have been impacted by COVID and may not represent a change in long term trend

*Custody population figures are counted as at midnight on the last day of the month (stock figures).

Aboriginal people comprise 3.2% of the adult NSW population (2021 ABS Estimated Resident Population)

NSW Closing the Gap Target 10 Quarterly Report

Aboriginal adults are not overrepresented in the criminal justice system

March 2025

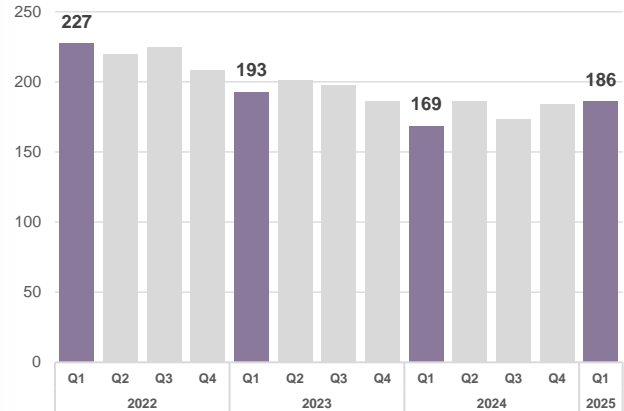


6. Custody

6.4 Length of stay in custody

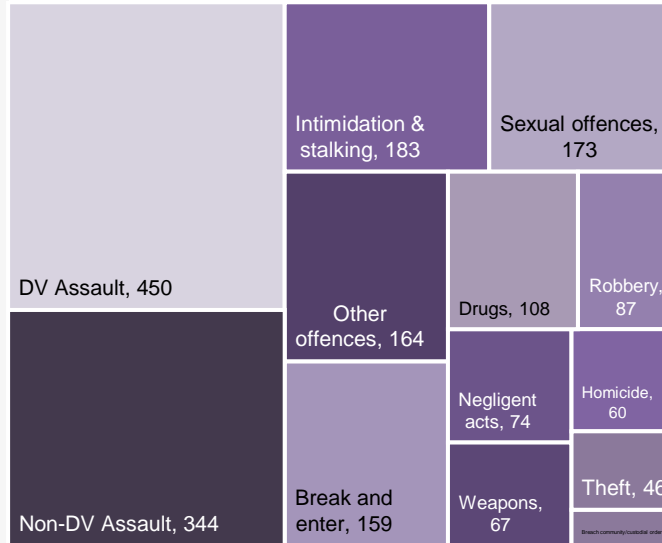
Average number of days for persons discharged by discharge date

Down 3.1% From prior year
↓ -5 days From prior year
183 days Current 12-month average
188 days 12-month average last year



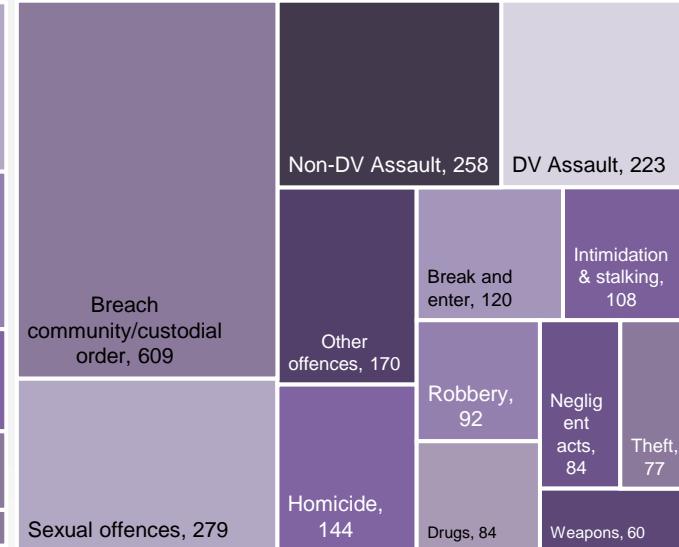
6.5 Remandee's most serious offence

Aboriginal remand population March 2025 = 1,936



6.6 Sentenced prisoner's most serious offence

Aboriginal sentenced population March 2025 = 2,308

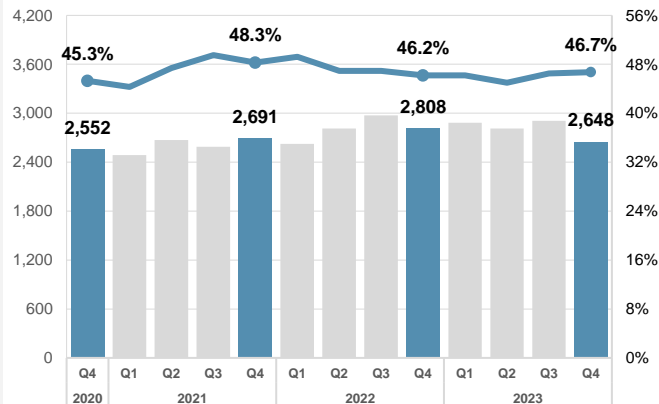


7. Reoffending

7.1 Reoffending among Aboriginal adults guilty in court – new proven offence

Quarterly cohort reoffending rate - Any new proven offence committed within 12 months

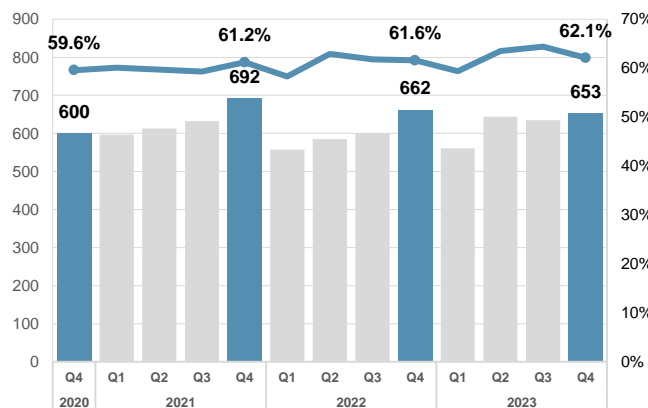
Down 160 Change year to year
46.7% Current rate
2,648 Current year
2,808 Last year



7.2 Reoffending among Aboriginal adults exiting custody – new proven offence

Quarterly cohort reoffending rate - Any new proven offence committed within 12 months

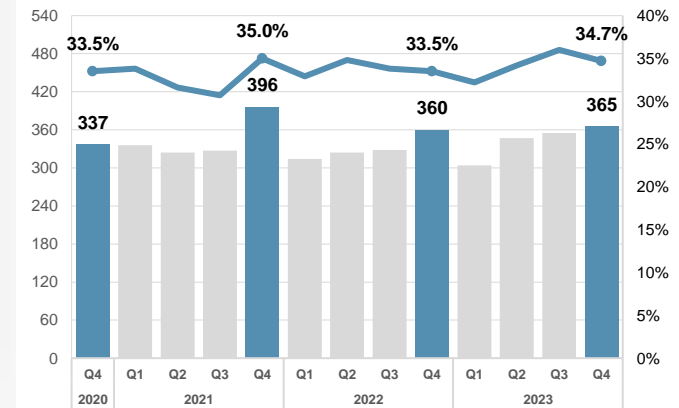
Down 9 Change year to year
62.1% Current rate
653 Current year
662 Last year



7.3 Reoffending among Aboriginal adults exiting custody – return to custody

Quarterly cohort reoffending rate - Return to custody for a further offence committed within 12 months

Up 5 Change year to year
34.7% Current rate
365 Current year
360 Last year



Note: data from March 2020 onwards have been impacted by COVID and may not represent a change in long term trend
 ^Q2 2020 cohort - the number of criminal matters finalised in NSW Courts was lower than average due to the disruption to court operations in due to COVID-19. In Q3 2020 the number of criminal matters finalised was higher due to a surge in court activity to address this disruption.

Aboriginal people comprise 3.2% of the adult NSW population (2021 ABS Estimated Resident Population)

NSW Closing the Gap Target 10 Quarterly Report

Aboriginal adults are not overrepresented in the criminal justice system



Glossary

Measure	Definition
1.1, 1.2, 1.3 Aboriginal adults in prison	Number of Aboriginal adults held in custody, whether remanded or sentenced. Custody population figures are counted as at midnight on the last day of the month.
2.1, 2.2, 2.3 Aboriginal adults in court	Number of Aboriginal adults appearing in finalised criminal court appearances. A finalised appearance is one which has been fully determined by the court and for which no further court proceedings are required. Counts appearances finalised in the Local, District and Supreme Courts.
3.1 Police court proceedings	Number of Aboriginal adults proceeded against to court by NSW Police. This measure excludes Aboriginal adults proceeded against for a breach of bail. Due to improvement in police recording of Aboriginality since Jan 2022, the number of persons with a recorded Aboriginal status has increased.
4.1 Refused bail by police	Number and proportion of Aboriginal adults refused bail by the police.
4.2 Refused bail by court	Number and proportion of Aboriginal adults refused bail at their first court bail appearance.
4.3, 4.4, 4.5 Bail breaches	Number of Aboriginal adults whose bail was revoked due to a bail breach. 4.4 and 4.5 are a subset of 4.3 and show the reason for the bail breach, 4.4 where the offender committed a new offence, 4.5 a technical bail breach, such as reporting to police, curfew and residence.
5.1 Found guilty in court	Number of Aboriginal adults found guilty in finalised criminal court appearances.
5.2 Sentenced to prison	Number and proportion of Aboriginal adults sentenced to custody.
5.3 Sentenced to custody from remand	Number and proportion of Aboriginal adults refused bail at court finalisation by whether they received a custodial or non-custodial penalty.
6.1 Entering custody	Number of Aboriginal adults received into custody. Excludes those held in police/court cell complexes.
6.2, 6.3 Remand and sentenced prisoners	Remand – Aboriginal adults refused bail (and small numbers granted bail but unable to meet conditions) are remanded in custody pending future court action. Sentenced - the courts have imposed custodial sentence for a proven offence.
6.4 Length of stay in custody	The average number of days spent in custody for Aboriginal adults discharged from custody.
6.5, 6.6 Prisoner's most serious offence	The most serious offence type for which each adults is in custody (remand and sentenced custody shown separately). Data is shown for the most recent month.
7.1 Reoffending among Aboriginal adults guilty in court	Reoffending is defined as a further offence committed within 12 months of a proven court appearance and finalised by court appearance within 15 months (excludes those who received a custodial penalty). The quarterly reoffending rate is the proportion of Aboriginal adult offenders with a proven court appearance in a given three-month period that went on to commit a further proven offence within 12 months of the court appearance.
7.2 Reoffending among Aboriginal adults exiting custody – new proven offence	Reoffending is defined as a further offence committed within 12 months of release from sentenced custody and finalised by court appearance within 15 months. The quarterly reoffending rate is the proportion of Aboriginal adult offenders released from sentenced custody in a given three-month period that went on to commit a further proven offence within 12 months of release.
7.3 Reoffending among Aboriginal adults exiting custody – return to custody	Reoffending is defined as a further offence committed within 12 months of release from sentenced custody and finalised by court appearance within 15 months where the offender received a subsequent custodial penalty. The quarterly reoffending rate is the proportion of Aboriginal adult offenders released from sentenced custody in a given three-month period that went on to commit a further proven offence within 12 months of release and received a subsequent custodial penalty (only counts those who committed a new proven offence not parole revocations or bail refusal). 7.3 is a subset of 7.2 and shows those who were returned to custody.