

NSW Closing the Gap Target 11 Quarterly Report

Aboriginal young people are not overrepresented in the criminal justice system

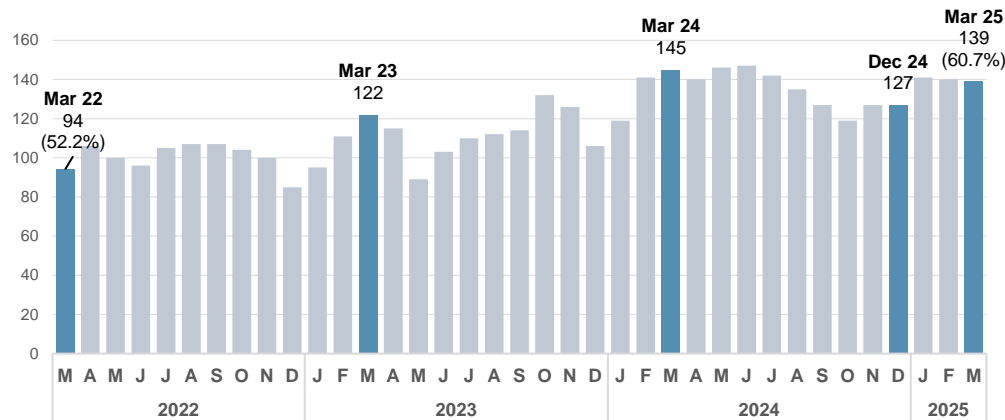
March 2025



1.1 Key indicator: Aboriginal young people in detention*

Sentenced and remand custody

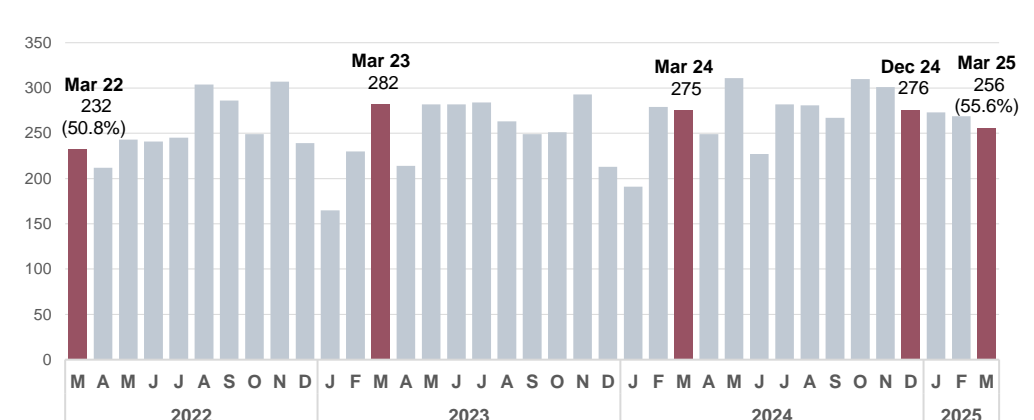
Up 13.9% From March 2023	↑ +12 From prior quarter	↑ +17 From same month 2023	139 Current quarter	122 Same month 2023	60.7% % Aboriginal
------------------------------------	------------------------------------	--------------------------------------	-------------------------------	-------------------------------	------------------------------



2.1 Key indicator: Aboriginal young people in court

Children's, Local, District and Supreme Courts

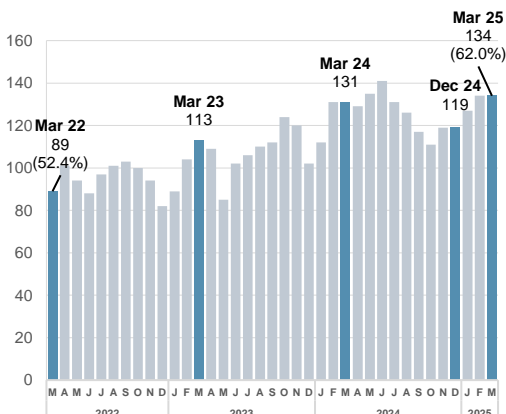
Up 7.3% From prior year	↓ -89 From prior quarter	↑ +226 From prior year	3,302 Current year	3,076 Last year	55.6% % Aboriginal
-----------------------------------	------------------------------------	----------------------------------	------------------------------	---------------------------	------------------------------



1.2 Aboriginal young males in detention*

Sentenced and remand custody

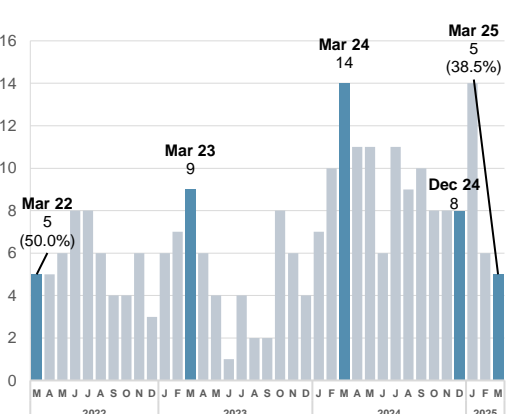
Up 18.6% From March 2023	↑ +21 From same month 2023	134 Current quarter	113 Same month 2023
------------------------------------	--------------------------------------	-------------------------------	-------------------------------



1.3 Aboriginal young females in detention*

Sentenced and remand custody

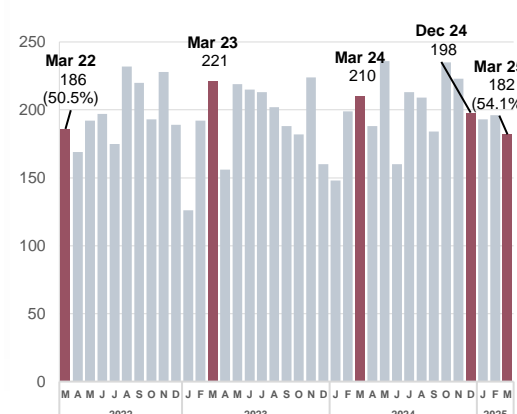
Down 44.4% From March 2023	↓ -4 From same month 2023	5 Current quarter	9 Same month 2023
--------------------------------------	-------------------------------------	-----------------------------	-----------------------------



2.2 Aboriginal young males in court

Children's, Local, District and Supreme Courts

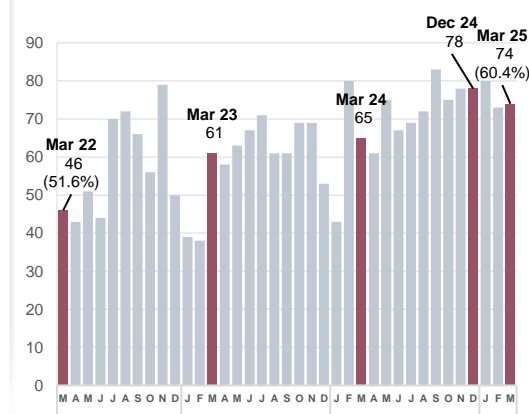
Stable From prior year	↑ +101 From prior year	2,417 Current year	2,316 Last year
----------------------------------	----------------------------------	------------------------------	---------------------------



2.3 Aboriginal young females in court

Children's, Local, District and Supreme Courts

Up 16.4% From prior year	↑ +125 From prior year	885 Current year	760 Last year
------------------------------------	----------------------------------	----------------------------	-------------------------



Note: data from March 2020 onwards have been impacted by COVID and may not represent a change in long term trend
*Custody population figures are counted as at midnight on the last day of the month (stock figures).

Aboriginal young people comprise 7.6% of the NSW population aged 10 to 17 years (2021 ABS Estimated Resident Population)

NSW Closing the Gap Target 11 Quarterly Report

Aboriginal young people are not overrepresented in the criminal justice system

March 2025

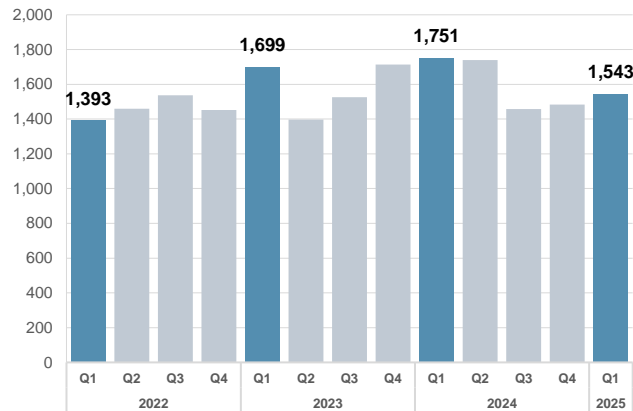


3. Police

3.1 Police court proceedings*

*excludes Aboriginal young people proceeded to court for breaching bail

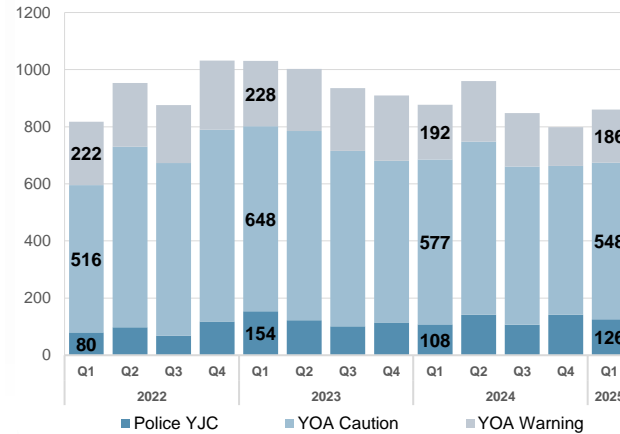
Stable From prior year
 ↓ -161 From prior year
6,225 Current year
6,386 Last year



3.2 Diversion from court*

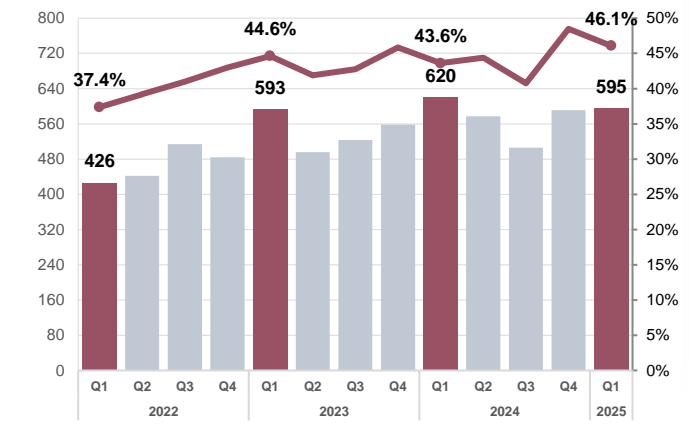
*Police Youth Justice Conference referrals, cautions/warnings under the Young Offenders Act.

Stable From prior year
 ↓ -257 From prior year
3,467 Current year
3,724 Last year



4.1 Refused bail by police

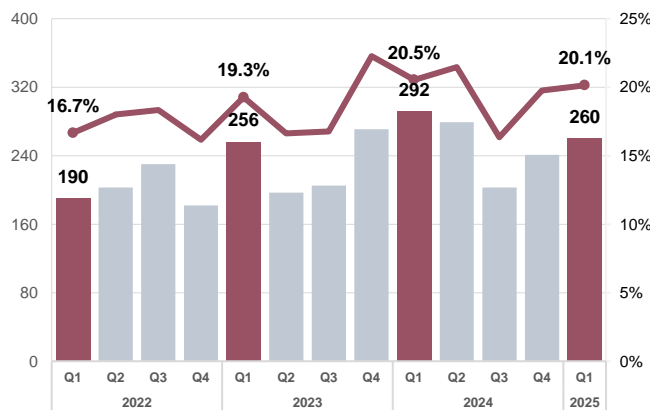
Stable From prior year
 ↑ +72 From prior year
2,269 Current year
2,197 Last year



4. Bail

4.2 Refused bail by court

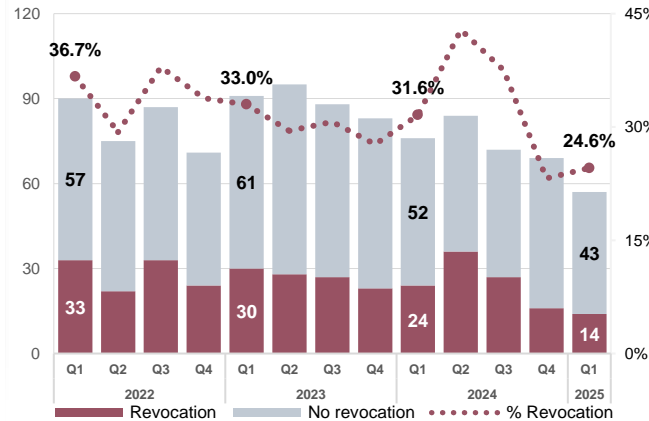
Stable From prior year
 ↑ +18 From prior year
983 Current year
965 Last year



4.3 Bail revocations following bail breach involving further offence*

*breach of bail established in court

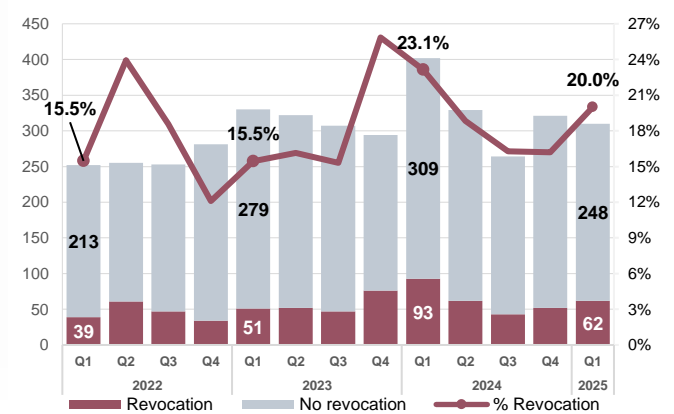
Stable From prior year
 ↓ -9 From prior year
93 Current year
102 Last year



4.4 Bail revocations from technical bail breach

*breach of bail established in court

Down 18.3% From prior year
 ↓ -49 From prior year
219 Current year
268 Last year



Note: data from March 2020 onwards have been impacted by COVID and may not represent a change in long term trend. In Jan 2022 it became mandatory for NSW Police to ask all offenders if they identify as Aboriginal.

Aboriginal young people comprise 7.6% of the NSW population aged 10 to 17 years (2021 ABS Estimated Resident Population)

NSW Closing the Gap Target 11 Quarterly Report

Aboriginal young people are not overrepresented in the criminal justice system

March 2025



5. Criminal Courts

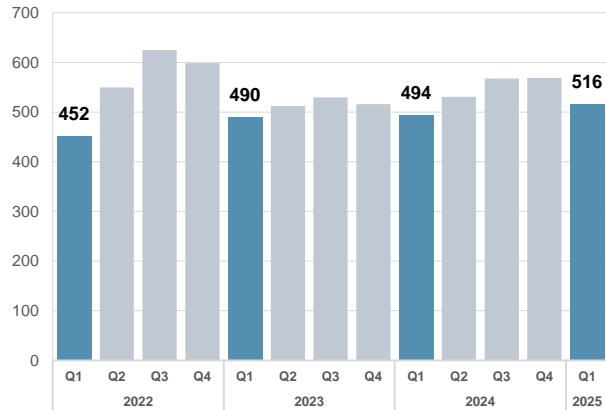
5.1 Found guilty in court

Up 6.4%
From prior year

↑+132
From prior year

2,184
Current year

2,052
Last year



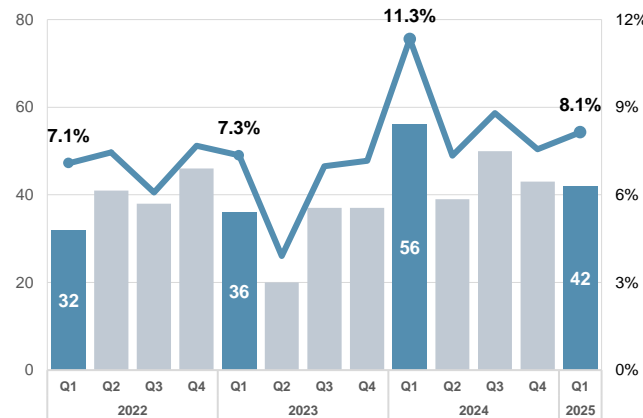
5.2 Sentenced to custody

Up 16.0%
From prior year

↑+24
From prior year

174
Current year

150
Last year



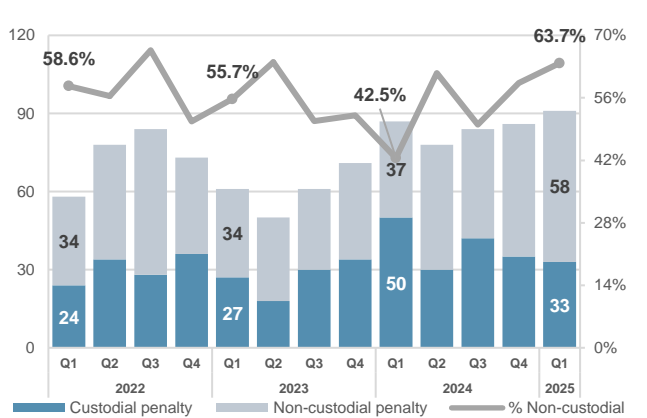
5.3 Sentenced to custody from remand

Up 6.1%
From prior year

↑+8
From prior year

140
Current year

132
Last year



6. Custody

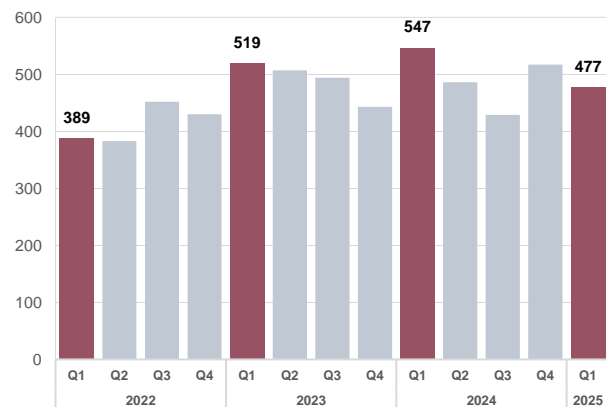
6.1 Entering custody

Up 7.0%
From March 2023

↑+125
From 2023

1,909
Current year

1,784
2023



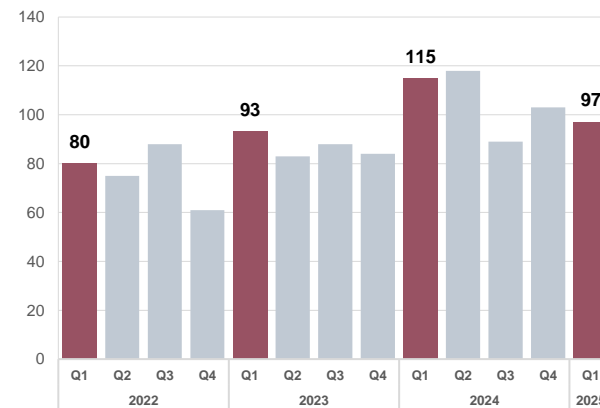
6.2 Remand custody population*

Up 4.3%
From March 2023

↑ +4
From same qtr 2023

97
Current quarter

93
Same qtr 2023



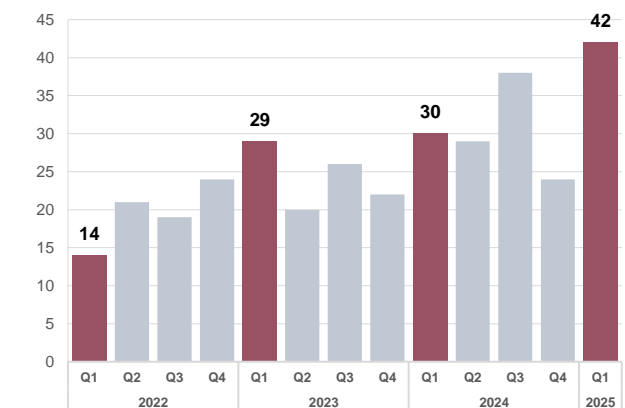
6.3 Sentenced custody population*

Stable
From March 2023

↑+13
From same qtr 2023

42
Current quarter

29
Same qtr 2023



Note: data from March 2020 onwards have been impacted by COVID and may not represent a change in long term trend

*Custody population figures are counted as at midnight on the last day of the month (stock figures).

Aboriginal young people comprise 7.6% of the NSW population aged 10 to 17 years (2021 ABS Estimated Resident Population)

NSW Closing the Gap Target 11 Quarterly Report

Aboriginal young people are not overrepresented in the criminal justice system

March 2025

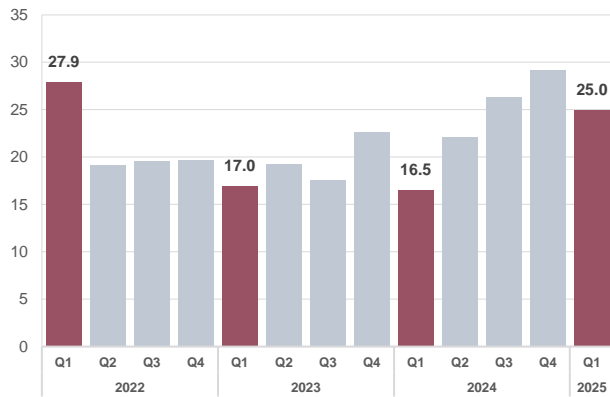


6. Custody

6.4 Length of stay in custody*

*Average number of days for persons discharged by discharge date

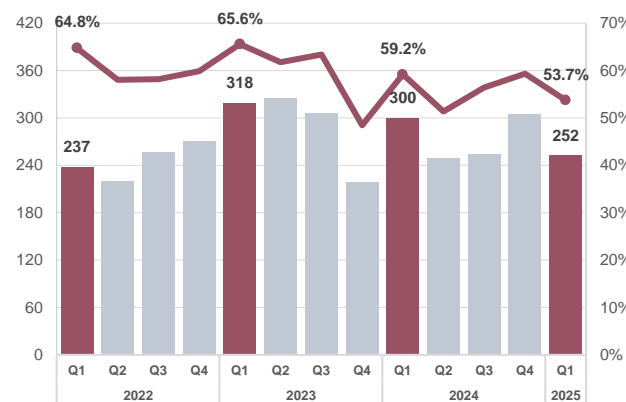
Up 38.2% **↑+7.2 days** **26.1 days** **18.9 days**
 From prior year From prior year Current 12-month average 12-month average last year



6.5 Short-term remand*

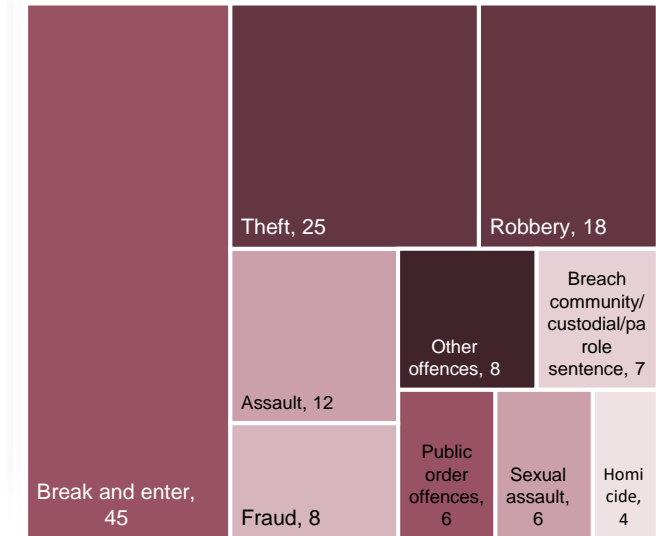
*Number of persons that spent less than 2 days spent in custody by discharge date

Down 7.7% **↓-89** **1,060** **1,149**
 From prior year From prior year Current year Last year



6.6 Detainee's most serious offence

The most serious offence for which a person is detained

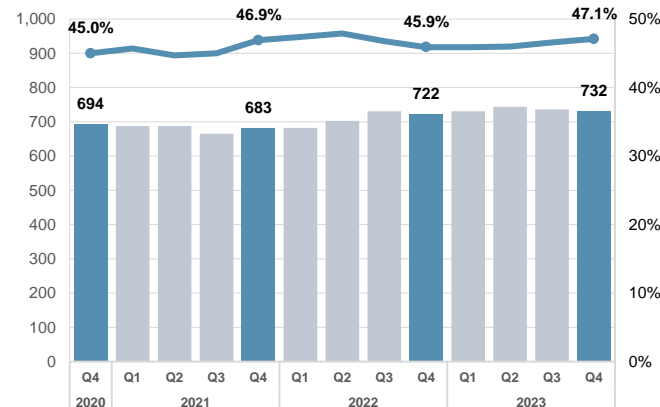


7. Reoffending

7.1 Reoffending among Aboriginal young people guilty in court or dealt with by YJC

Annual cohort reoffending rate - Any new proven offence committed within 12 months

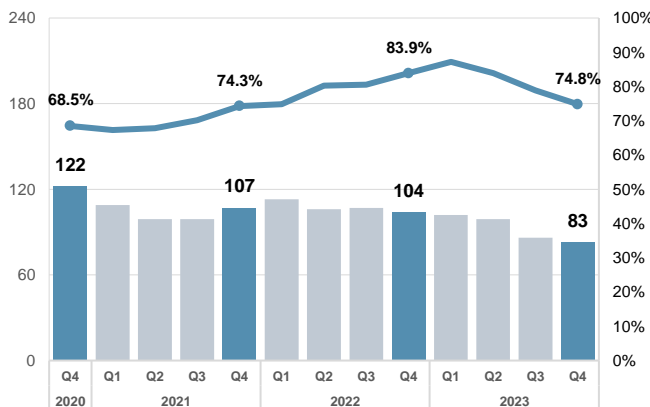
Up 10 **47.1%** **732** **722**
 Change year to year Current rate Current year Last year



7.2 Reoffending among Aboriginal young people exiting custody – new proven offence

Annual cohort reoffending rate - Any new proven offence committed within 12 months

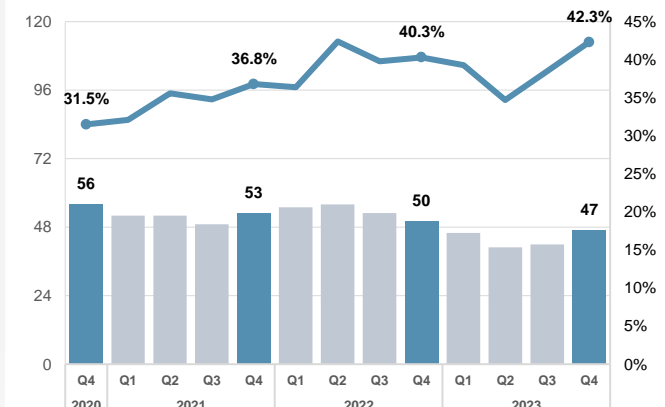
Down 21 **74.8%** **83** **104**
 Change year to year Current rate Current year Last year



7.3 Reoffending among Aboriginal young people exiting custody – return to custody

Annual cohort reoffending rate - Return to custody for a new offence committed within 12 months

Down 3 **38.5%** **47** **50**
 Change year to year Current rate Current year Last year



Note: data from March 2020 onwards have been impacted by COVID and may not represent a change in long term trend

Aboriginal young people comprise 7.6% of the NSW population aged 10 to 17 years (2021 ABS Estimated Resident Population)

NSW Closing the Gap Target 11 Quarterly Report

Aboriginal young people are not overrepresented in the criminal justice system



Glossary

Measure	Definition
1.1, 1.2, 1.3 Aboriginal young people in detention	Number of Aboriginal young people held in juvenile detention, whether remanded or sentenced. Custody population figures are counted as at midnight on the last day of the month.
2.1, 2.2, 2.3 Aboriginal young people in court	Number of Aboriginal young people appearing in finalised criminal court appearances. A finalised appearance is one which has been fully determined by the court and for which no further court proceedings are required. Counts appearances finalised in the Children's, Local, District and Supreme Courts.
3.1 Police court proceedings	Number of Aboriginal young people proceeded against to court by NSW Police. This measure excludes Aboriginal young people proceeded against for a breach of bail. Due to improvement in police recording of Aboriginality since Jan 2022, the number of persons with a recorded Aboriginal status has increased
3.1 Diversions from court	Number of Aboriginal young people proceeded against by NSW Police via a Youth Justice Conference referral or a caution or warning under the Young Offenders Act. Fare evasion offences have been excluded from these proceedings as they are regarded as a diversion from an infringement notice, and not directly a diversion from court. Due to improvement in police recording of Aboriginality since Jan 2022, the number of persons with a recorded Aboriginal status has increased
4.1 Refused bail by police	Number and proportion of Aboriginal young people refused bail by the police.
4.2 Refused bail by court	Number and proportion of Aboriginal young people refused bail at their first court bail appearance.
4.3, 4.4 Bail breaches	Number of Aboriginal young people whose bail was revoked due to a bail breach. 4.4 shows breaches where the offender committed a new offence, 4.5 shows a technical bail breach, such as reporting to police, curfew and residence.
5.1 Found guilty in court	Number of Aboriginal young people found guilty in finalised criminal court appearances.
5.2 Sentenced to prison	Number and proportion of Aboriginal young people sentenced to juvenile detention.
5.3 Sentenced to custody from remand	Number and proportion of Aboriginal young people refused bail at court finalisation by whether they received a custodial penalty or not.
6.1 Entering custody	Number of Aboriginal young people received into custody. Excludes those held in police/court cell complexes.
6.2, 6.3 Remand and sentenced population	Remand – Aboriginal young people refused bail (and small numbers granted bail but unable to meet conditions) are remanded in custody pending future court action. Sentenced - the courts have imposed custodial sentence for a proven offence.
6.4 Length of stay in custody	The average number of days spent in custody for Aboriginal young people discharged from custody.
6.5 Short-term remand	The number and proportion of Aboriginal young people discharged from custody that spent less than 2 days in custody
6.6 Detainee's most serious offence	The most serious offence type for which each person is in custody (remand and sentenced custody). Data is shown for the most recent month.
7.1 Reoffending among Aboriginal young people guilty in court or dealt with by YJC	Reoffending is defined as a further offence committed within 12 months of a Youth Justice Conference or proven court appearance and finalised by court appearance or Youth Justice Conference within 15 months (excludes those who received a custodial penalty). Data is presented for a 12-month period (annual cohort) ending with the relevant quarter.
7.2 Reoffending among Aboriginal young people exiting custody – new proven offence	Reoffending is defined as a further offence committed within 12 months of release from sentenced custody and finalised by court appearance or Youth Justice Conference within 15 months. Data is presented for a 12-month period (annual cohort) ending with the relevant quarter.
7.3 Reoffending among Aboriginal young people exiting custody – return to custody	Reoffending is defined as a further offence committed within 12 months of release from sentenced custody and finalised by court appearance within 15 months where the offender received a subsequent custodial penalty. Data is presented for a 12-month period (annual cohort) ending with the relevant quarter. This measure counts only those offenders who committed a new proven offence not parole revocations or bail refusal. 7.3 is a subset of 7.2 and shows those who were returned to custody.