

Aboriginal women and child victims of domestic violence

1.1 Aboriginal women and child victims of domestic assault

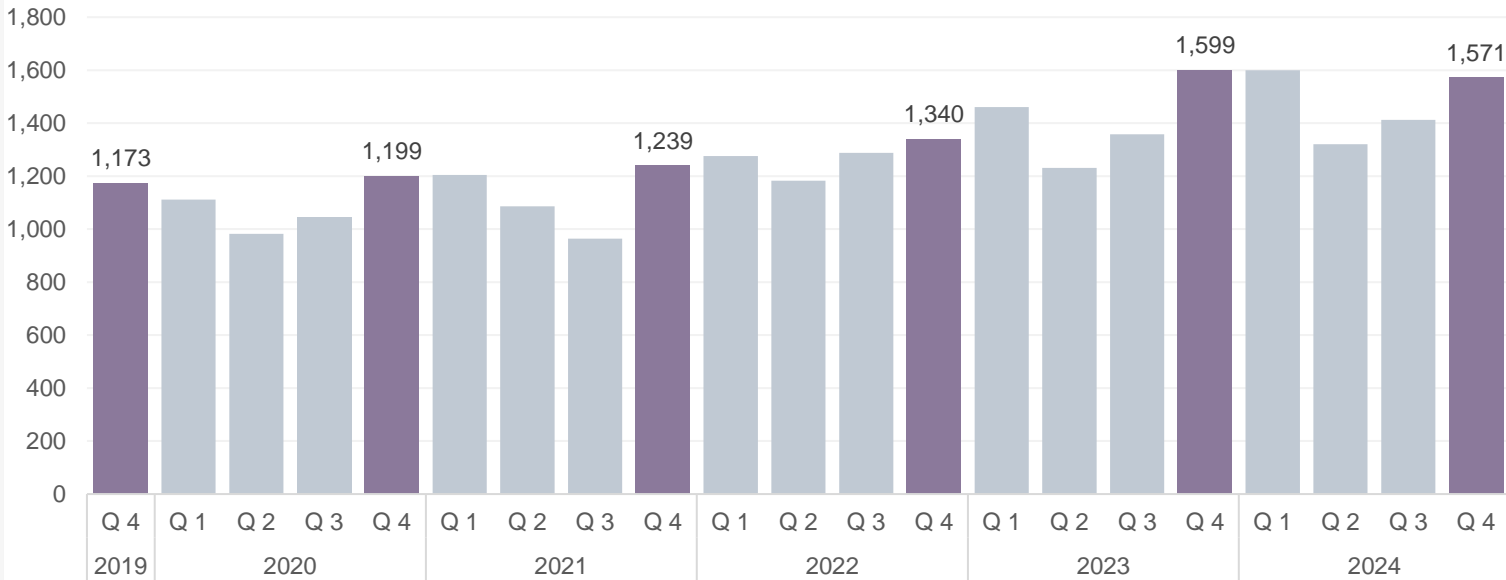
Up 4.5%
Most recent year-on-year change

↑ +254
From prior year

5,649
Prior year 2023

5,903
Current year 2024

↑ +159
From prior quarter



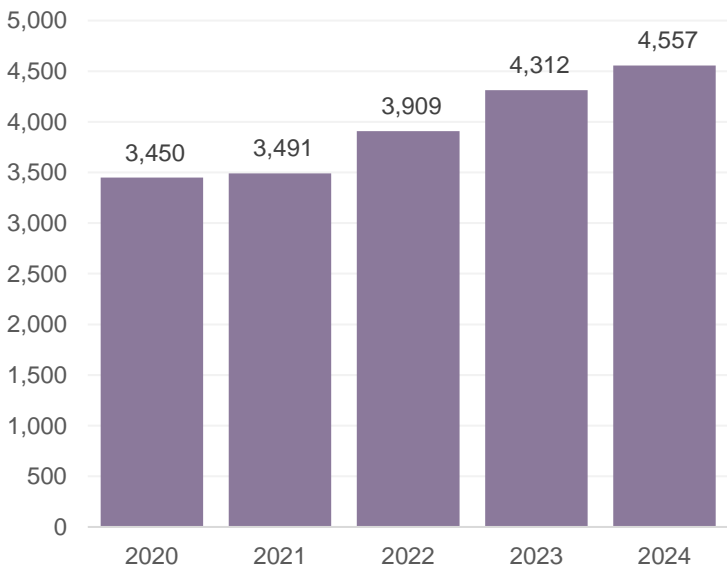
1.2 Aboriginal women victims of domestic assault

Up 5.7%
Most recent year-on-year change

+245
From prior year

4,312
Prior year 2023

4,557
Current year 2024



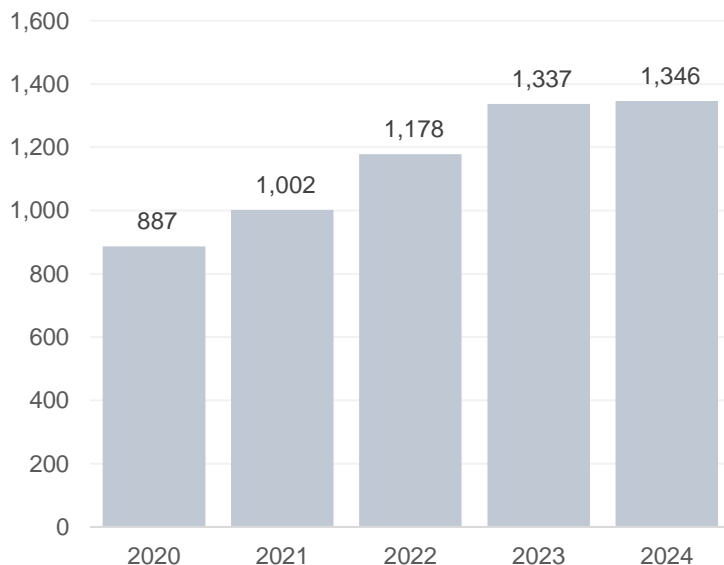
1.3 Aboriginal child victims of domestic assault

Stable
Most recent year-on-year change

+9
From prior year

1,337
Prior year 2023

1,346
Current year 2024



Aboriginal adult female victims, plus all Aboriginal victims under 18 years.

Note: data from March 2020 onwards have been impacted by COVID and may not represent a change in long term trend

<https://www.bocsar.nsw.gov.au>

bcsr@dcj.nsw.gov.au

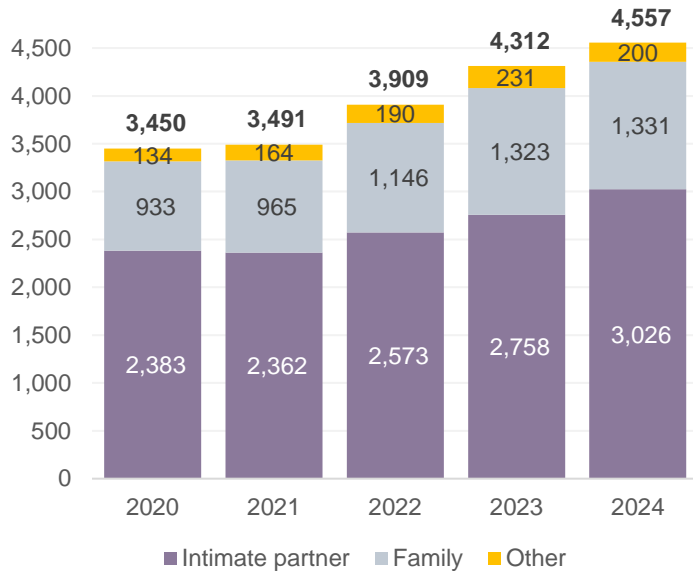


Aboriginal women and child victims of domestic violence

2.1 Relationship - Aboriginal women

Current year
66.4% intimate partners

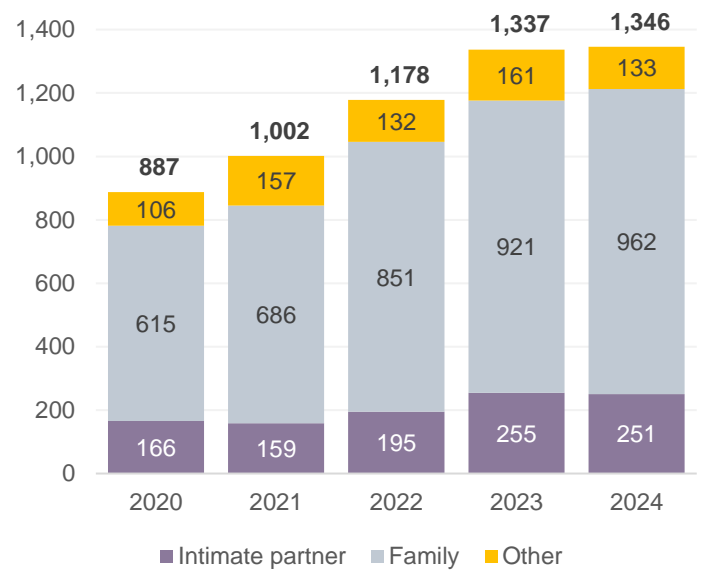
2 out of 3 women victims were assaulted by a current or former intimate partner



2.2 Relationship – Aboriginal children

Current year
71.5% family member

7 out of 10 child victims were assaulted by a **family member**, such as a parent, sibling or other family member



3.1 Domestic violence related offences: Aboriginal women and child victims

Offence	2020	2021	2022	2023	2024	2 Year Trend	5 year Trend (annual average)
DV Murder	1	2	1	0	1	nc	nc
Total DV assault	4,337	4,493	5,087	5,649	5,903	Stable	Up 8.0%
DV Grievous bodily harm	59	52	56	57	54	Stable	Stable
DV Actual bodily harm	1,271	1,218	1,461	1,536	1,690	Up 10.0%	Up 7.4%
DV Assault common	3,005	3,222	3,570	4,056	4,159	Stable	Up 8.5%
DV Intimidation/stalking	2,394	2,761	3,092	3,521	3,968	Up 12.7%	Up 13.5%
Breach ADVO	3,499	3,862	4,373	4,833	5,299	Up 9.6%	Up 10.9%
Final ADVOs Issued	5,901	6,109	6,618	7,277	7,552	Stable	Up 6.4%
Adult sexual offences*	445	478	609	765	773	Stable	Up 14.8%
Child sex offences*	1,651	1,679	1,871	2,084	1,962	Stable	Up 4.4%
Reported via Child Protection Line	1,011	942	921	1,030	1,065	Stable	Stable
Reported to police	640	737	950	1,054	897	Stable	Up 8.8%

Aboriginal adult female victims, plus all Aboriginal victims under 18 years.

Note: Sexual offences include all sex offences not just those perpetrated by someone in a domestic relationship with the victim.

<https://www.bocsar.nsw.gov.au>

bcsr@dcj.nsw.gov.au



Aboriginal women and child victims of domestic violence

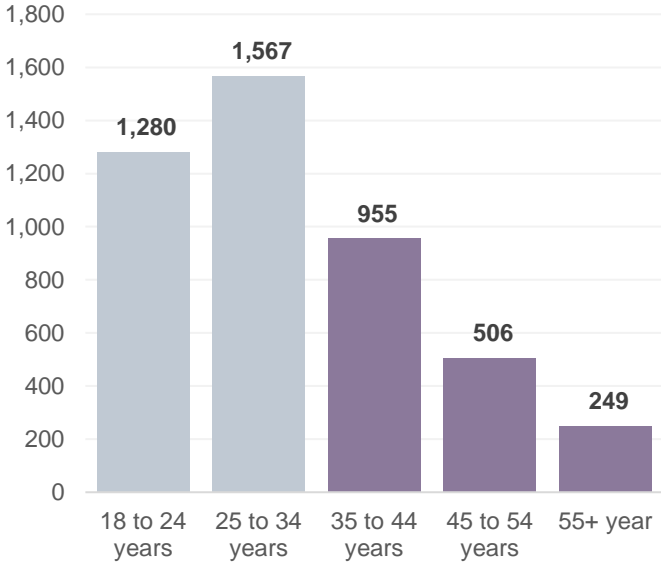
4.1 Age profile of Aboriginal women victims, 2024

62.5%

Aged 18 to 34 years

The majority of Aboriginal adult female victims are young, aged under 35 years.

Age group



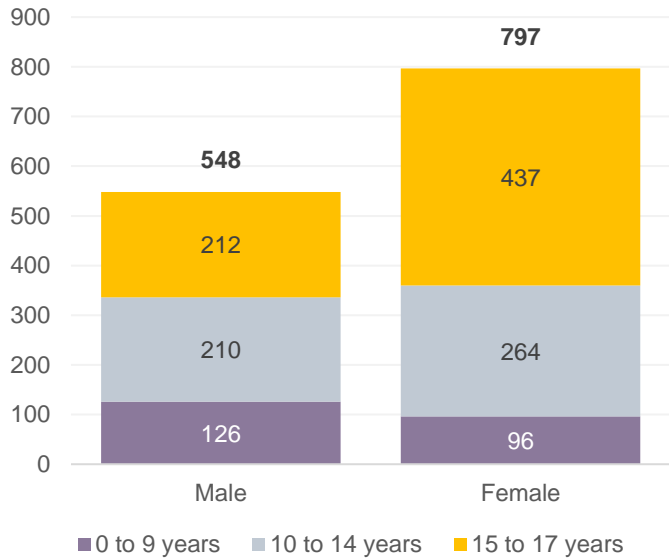
4.2 Age and gender profile of Aboriginal child victims, 2024

59.2%

Female

The majority of young Aboriginal victims are female

Gender



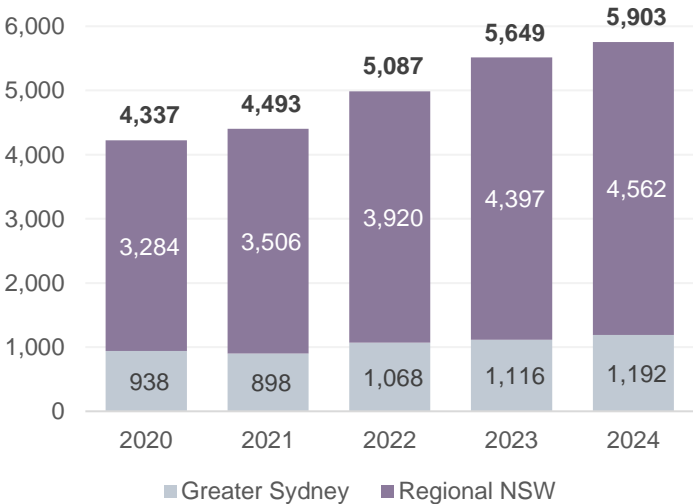
4.3 Urban/Regional location of victims, 2020 to 2024

77.3%

Reside in Regional NSW

The overwhelming majority of victims reside in **Regional areas**

Residential location



4.4 Regions with highest rate of victims, 2024

Local Government Area	Rate	Ratio	Number
Bourke	16381.8	6.7	115
Central Darling	15826.1	6.4	91
Wentworth	10707.8	4.3	59
Walgett	10204.1	4.1	130
Moree Plains	8995.6	3.7	223
Broken Hill	8097.7	3.3	126
Sydney	7042.3	2.9	155
Brewarrina	6624.6	2.7	42
Inverell	5616.7	2.3	102
Richmond Valley	4681.1	1.9	80

Aboriginal adult female victims, plus all Aboriginal victims under 18 years.

Note: data from March 2020 onwards have been impacted by COVID and may not represent a change in long term trend

* With 30 or more recorded victims

<https://www.bocsar.nsw.gov.au>

bcsr@dcj.nsw.gov.au



Aboriginal women and child victims of domestic violence

5.1 Aboriginal offenders proceeded against for domestic violence assault

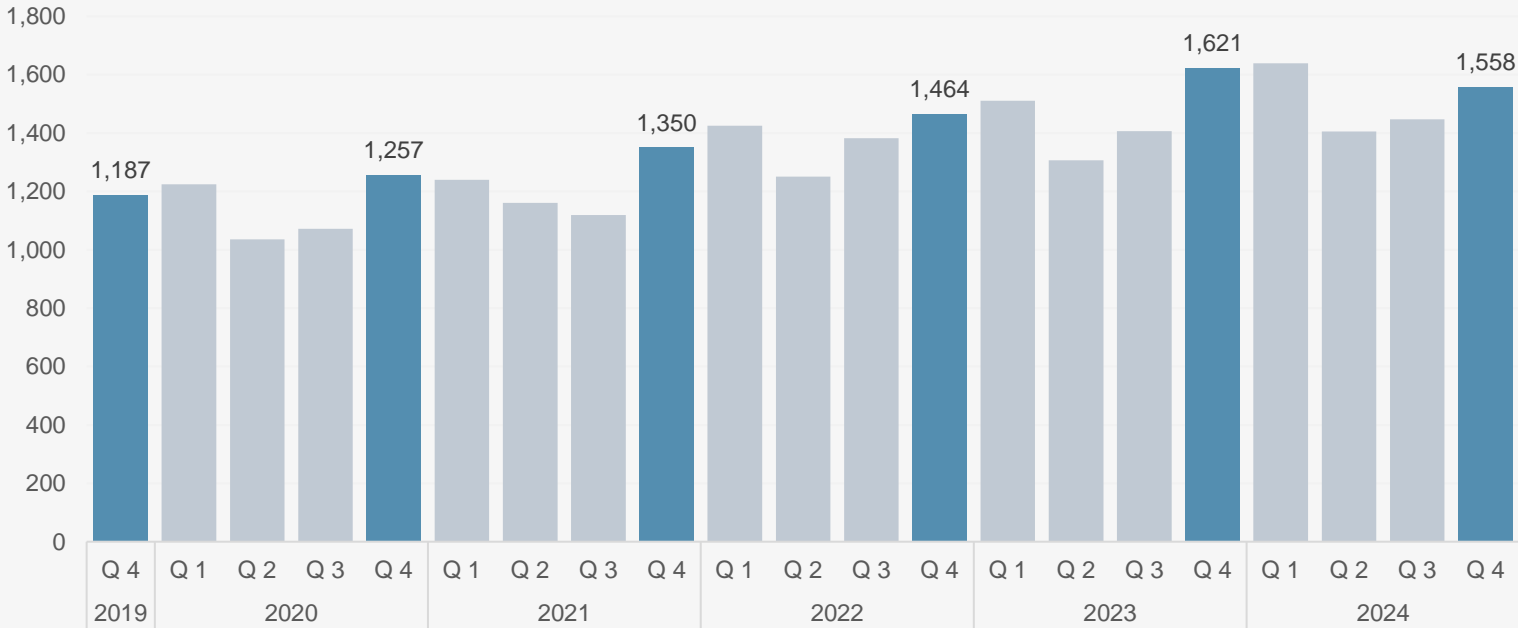
Up 3.5%
Most recent year-on-year change

↑ +205
From prior year

5,844
Prior year 2023

6,049
Current year 2024

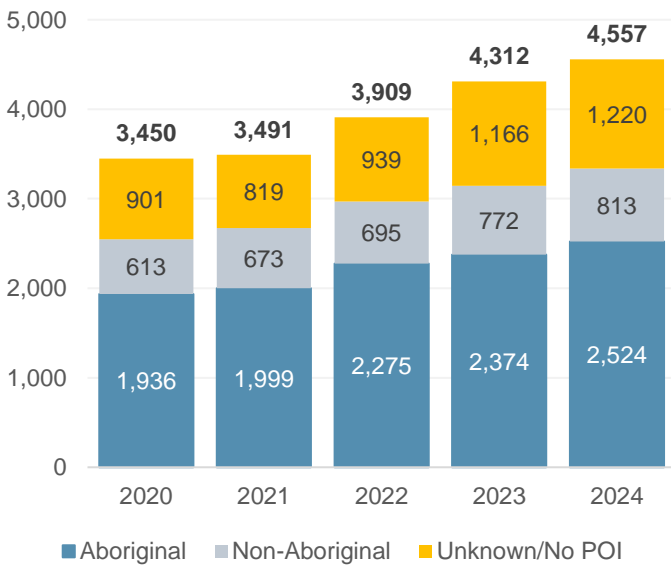
↑ +111
From prior quarter



5.2 Aboriginal women victims of domestic violence assault by the alleged offender's Aboriginality

Current year
75.6% Aboriginal offender

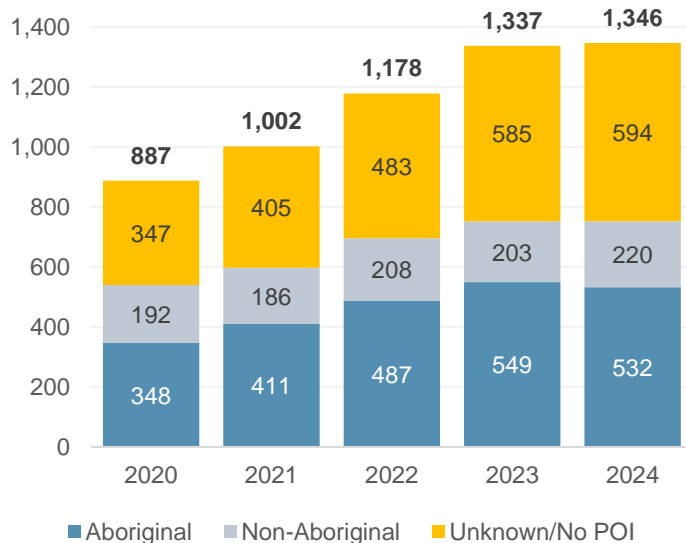
Aboriginal women were more frequently victimised by an **Aboriginal offender**



5.3 Aboriginal child victims of domestic violence assault by the alleged offender's Aboriginality

Current year
70.7% Aboriginal offender

Over two-thirds of Aboriginal children were victimised by an **Aboriginal offender**



Aboriginal adult female victims, plus all Aboriginal victims under 18 years.

Note: data from March 2020 onwards have been impacted by COVID and may not represent a change in long term trend

<https://www.bocsar.nsw.gov.au>

bcsr@dcj.nsw.gov.au



Aboriginal women and child victims of domestic violence

Glossary

Measure	Definition
1.1, 1.2, 1.3 Target 13	Number of Aboriginal adult women (aged 18+ years) or Aboriginal children (aged 0-17 years) recorded as victims of domestic assault by the NSW Police.
2.1, 2.2 Relationship	Shows the relationship recorded by the NSW Police between the victim and the offender in a domestic assault incident. Intimate partner includes: Current and ex spouses, current and ex partners, current and ex boyfriend/girlfriend. Family includes: Parents, children (including step, and foster), siblings, other family members (including kin) Other domestic relationship: Persons living in the same household/residential facility, carer, person in authority, other domestic relationship (e.g. partner's ex partner).
3.1 Domestic and sexual violence offences	Number of Aboriginal adult women (aged 18+ years) and Aboriginal children (aged 10-17 years) recorded as victims of selected domestic and/or sexual violence offences by the NSW Police.
4.1 4.2 Demographics	Age and gender profile of Aboriginal adult women (aged 18+ years) and Aboriginal children (aged 0-17 years) recorded as victims of domestic assault by the NSW Police.
4.3 4.4 Regional breakdown	Where do Aboriginal adult women (aged 18+ years) and Aboriginal children (aged 0-17 years) reside. Rate: Rate per 100,000 population (Aboriginal women and Aboriginal children). Population based on Australian Bureau of Statistics 2021 Estimated Resident Population. Ratio: Ratios are a comparison of NSW LGA rates per 100,000 population to the NSW rate per 100,000 population. A ratio of one indicates parity with the State rate.
5.1 5.2 5.3 Offenders	Number of Aboriginal offenders proceeded against by the NSW Police for domestic assault. 5.2 5.3 show the proportion of Aboriginal offenders where there is a known offender