

COERCIVE CONTROL MONITORING REPORT

Quarterly Report: December 2024

A new offence of coercive control commenced in NSW on 1 July 2024 ([s54D, Crimes Act 1900](#))

The offence relates to abusive behaviours directed towards a current or former intimate partner with the intention to coerce or control them. The offence captures repeated patterns of physical or non-physical abuse used to hurt, scare, intimidate, threaten or control someone. The law applies to behaviour from 1 July 2024. This report shows the operation of the new offence.



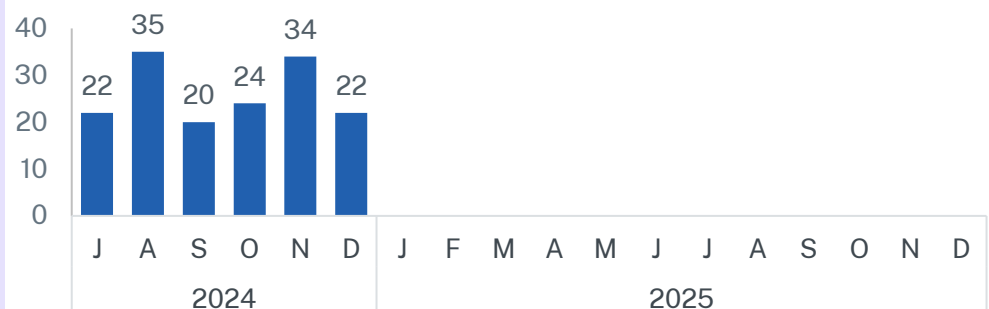
Coercive control incidents recorded by NSW Police

Jul 2024-Dec 2024

1.1 Number of recorded incidents of coercive control

157

Coercive control incidents
July-December 2024



1.2 Nature of controlling behaviours

Controlling behaviours identified	Jul-24	Aug-24	Sep-24	Oct-24	Nov-24	Dec-24	Total behaviours Jul-Dec 2024	% of coercive control incidents
Harassment, monitoring or tracking	12	21	10	8	26	12	89	57%
Threats or intimidation	12	15	6	11	20	11	75	48%
Shaming, degrading or humiliating	12	16	7	10	18	8	71	45%
Financial abuse	10	14	10	11	13	12	70	45%
Social isolation or cultural abuse	8	15	10	9	14	10	66	42%
Physical violence	7	11	5	4	11	5	43	27%
Deprive liberty or otherwise control	6	8	3	6	8	6	37	24%
Damage or destruction of property	3	7	0	4	8	8	30	19%
Other coercive behaviour	4	6	5	2	1	5	23	15%
Sexual violence	1	4	3	3	3	3	17	11%
Animal abuse	1	2	1	1	4	0	9	6%
Harm to a child	1	1	1	1	1	0	5	3%
Total coercive control incidents	22	35	20	24	34	22	157	

COERCIVE CONTROL MONITORING REPORT

Quarterly Report: December 2024

1.3 Incidents of coercive control recorded by NSW Police by region

Region of incident	Jul-24	Aug-24	Sep-24	Oct-24	Nov-24	Dec-24	July to December 2024	
							Number	Rate per 100,000 *
NSW total	22	35	20	24	34	22	157	1.9
Greater Sydney	12	18	10	12	15	9	76	1.4
Baulkham Hills and Hawkesbury	0	1	1	0	0	1	3	1.1
Blacktown	2	2	0	1	0	0	5	1.2
Central Coast	2	1	3	1	2	1	10	2.8
City and Inner South	1	2	1	1	2	0	7	2.0
Eastern Suburbs	0	0	0	0	0	0	0	0.0
Inner South West	4	1	2	2	1	0	10	1.6
Inner West	0	2	0	0	3	0	5	1.6
North Sydney and Hornsby	0	0	0	0	1	1	2	0.5
Northern Beaches	0	0	0	0	0	0	0	0.0
Outer South West	0	0	0	1	0	0	1	0.3
Outer West and Blue Mountains	1	3	0	1	3	1	9	2.6
Parramatta	0	4	0	2	1	4	11	2.1
Ryde	0	0	0	0	0	0	0	0.0
South West	1	0	2	0	0	1	4	0.8
Sutherland	1	2	1	3	2	0	9	3.8
Regional NSW	10	17	10	12	19	13	81	2.8
Capital Region	0	1	1	0	3	0	5	2.1
Central West	2	4	1	1	4	1	13	6.1
Coffs Harbour - Grafton	0	0	0	0	1	1	2	1.3
Far West and Orana	1	1	0	0	3	2	7	5.9
Hunter Valley exc Newcastle	0	2	1	0	1	1	5	1.6
Illawarra	1	2	2	2	0	1	8	2.5
Mid North Coast	2	1	1	3	2	0	9	3.8
Murray	0	3	0	0	1	1	5	4.0
New England and North West	0	0	3	3	2	1	9	4.8
Newcastle and Lake Macquarie	2	2	0	1	0	2	7	1.7
Richmond - Tweed	1	1	1	2	1	1	7	2.7
Riverina	1	0	0	0	1	1	3	1.8
Southern Highlands and Shoalhaven	0	0	0	0	0	1	1	0.6

* Grey – at least twice as high as the NSW rate, yellow – half the NSW rate or lower

1.4 Factors associated with coercive control incidents

Of the 157 coercive control incidents :

5 (3%) incidents were flagged as mental health related by NSW Police

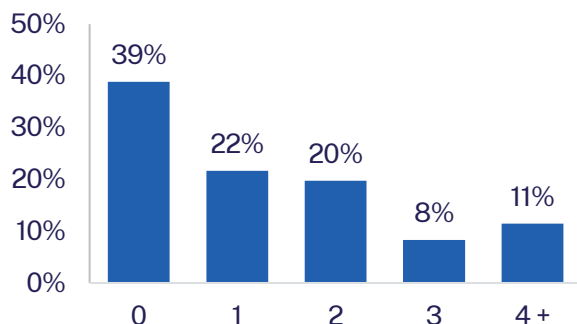
11 (7%) incidents were flagged as alcohol related by NSW Police

COERCIVE CONTROL MONITORING REPORT

Quarterly Report: December 2024

1.5 Offences co-occurring with coercive control

Number of criminal offences recorded by police in addition to coercive control (n=157)



39% or 61 events: coercive control was the only recorded offence

61% or 96 events: multiple offences were recorded in the event, the most common co-occurring offences were:

- DV assault – recorded in 49% of events
- Intimidation/stalking – recorded in 41% of events
- Sexual assault – recorded in 11% of events



Legal action taken by NSW Police

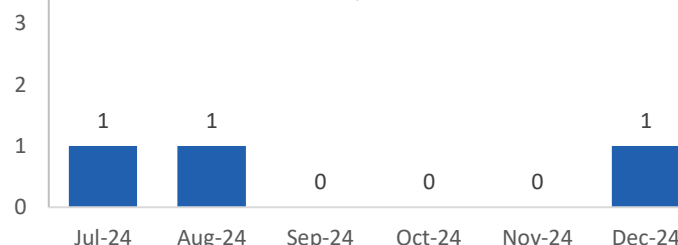
Jul 2024-Dec 2024

1.6 Legal actions commenced for coercive control

3 charges have been laid for coercive control. Of these charges:

- **1** was later withdrawn by the prosecution
- **1** was proven and received an Intensive Correction Order
- **1** remains pending before the court

Number of legal actions commenced for coercive control by the NSW Police



1.7 Nature of charges laid on the criminal event

Type of charge laid	Count	% of all coercive control events
No charges of any type	91	58%
Coercive control charge only	1	1%
Coercive control charge plus other charge/s	2	1%
No coercive control charge but other charge/s	63	40%
Total coercive control events	157	100%

Of the two criminal events with coercive control charges *plus* other charges, both included charges for DV assault, intimidation/stalking and property damage offences. One of the events also had charges for breach AVO and possess/use illicit drug offences.

Of the 63 criminal events where a charge *other* than coercive control was laid, the most common criminal charges were: intimidation/stalking (38 events or 60%), DV assault (35 events or 56%) and property damage offences (13 events or 21%).

COERCIVE CONTROL MONITORING REPORT

Quarterly Report: December 2024



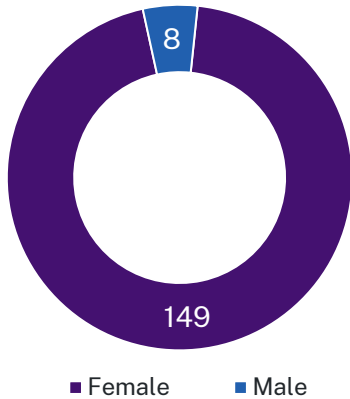
Victims of coercive control

Jul 2024-Dec 2024

2.1 Victims by gender



95% of victims of coercive control were female



2.2 Victims by gender of the alleged offender

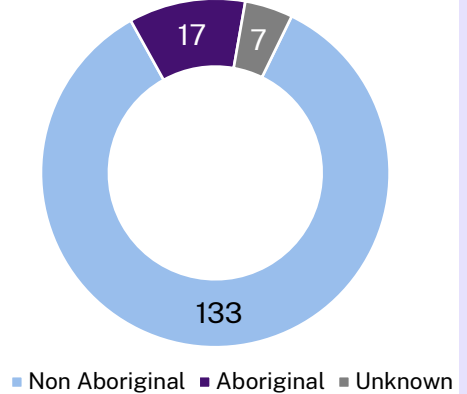
94% of coercive control incidents involved a female victim and a male alleged offender



2.3 Victims of by Aboriginality



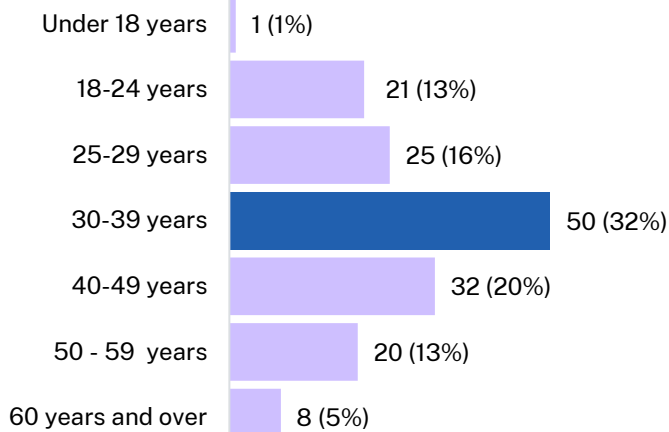
11% of victims of coercive control were Aboriginal



2.4 Victims by age



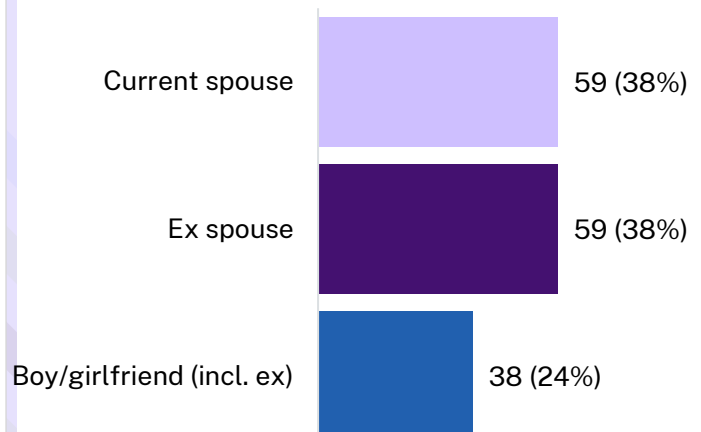
32% of victims of coercive control were aged 30 to 39 years



2.5 Relationship type of coercive control



76% of victims of coercive control were the current spouse or ex spouse of the alleged offender



COERCIVE CONTROL MONITORING REPORT

Quarterly Report: December 2024



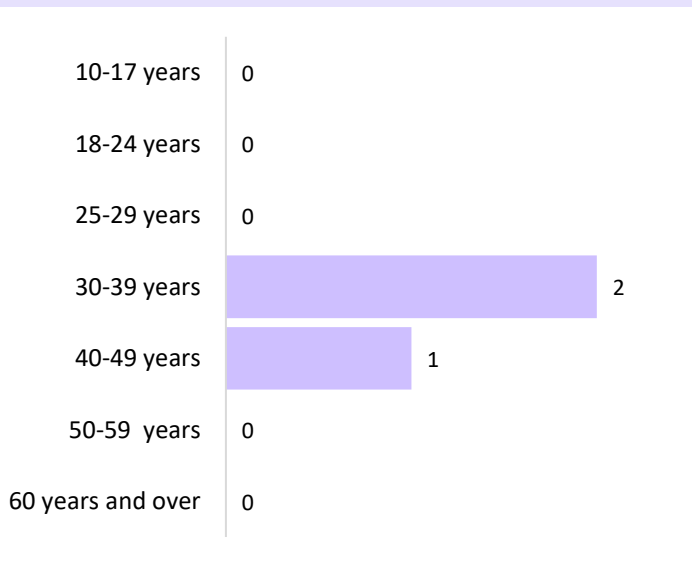
Persons legally proceeded against for a coercive control charge

Jul 2024-Dec 2024

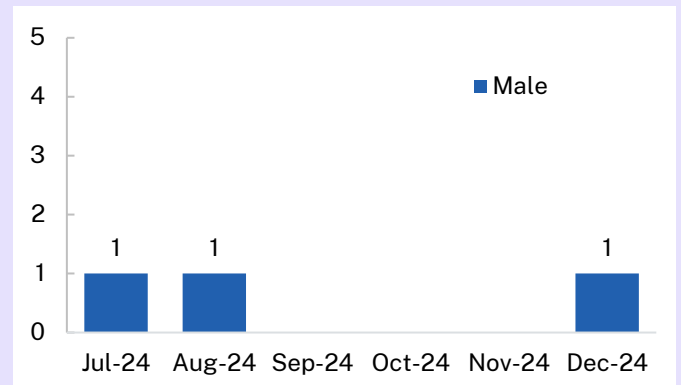
3 persons were legally proceeded against in the six months to December 2024.

All three were male, non-Aboriginal and aged between 30 and 49 years.

3.1 Persons legally proceeded against for coercive control charge by age



3.2 Persons legally proceeded against for coercive control charge by gender



3.3 Persons legally proceeded against for coercive control charge by Aboriginality

