

COERCIVE CONTROL MONITORING REPORT

Quarterly Report: June 2025

A new offence of coercive control commenced in NSW on 1 July 2024 ([s54D, Crimes Act 1900](#))

The offence relates to abusive behaviours directed towards a current or former intimate partner with the intention to coerce or control them. The offence captures repeated patterns of physical or non-physical abuse used to hurt, scare, intimidate, threaten or control someone. The law applies to behaviour from 1 July 2024. This report shows the operation of the new offence.



Coercive control incidents recorded by NSW Police

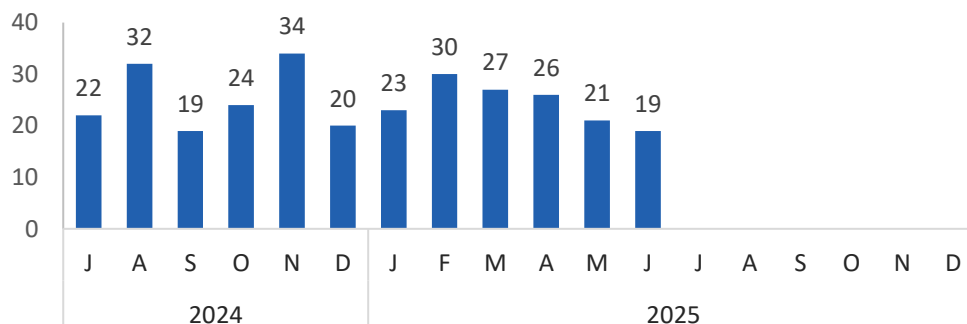
Jul 2024-Jun 2025

1.1 Number of recorded incidents of coercive control

297

Coercive control incidents

July 2024 – June 2025



1.2 Nature of controlling behaviours



4 distinct controlling behaviours were involved per coercive control incident, on average.

Controlling behaviours identified	2024Q3	2024Q4	2025Q1	2025Q2	Total behaviours Jul 2024-Jun 2025	% of coercive control incidents
Harassment, monitoring or tracking	42	47	51	36	176	59%
Threats or intimidation	34	42	42	40	158	53%
Financial abuse	31	36	40	36	143	48%
Shaming, degrading or humiliating	33	37	34	31	135	45%
Social isolation or cultural abuse	30	33	35	26	124	42%
Physical violence	21	24	21	20	86	29%
Deprive liberty or otherwise control	18	20	16	15	69	23%
Damage or destruction of property	10	22	9	11	52	18%
Sexual violence	8	11	12	15	46	15%
Other coercive behaviour	15	7	8	4	34	11%
Animal abuse	4	5	4	6	19	6%
Harm to a child	3	4	4	4	15	5%
Total incidents	73	78	80	66	297	100%

COERCIVE CONTROL MONITORING REPORT

Quarterly Report: June 2025

1.3 Incidents of coercive control recorded by NSW Police by region

Region of incident					Jul 2024 to Jun 2025		
	2024Q3	2024Q4	2025Q1	2025Q2	Total number	Rate per 100,000	Ratio to NSW*
NSW total	73	78	80	66	297	3.6	1.0
Greater Sydney	38	34	28	27	127	2.3	0.7
Baulkham Hills and Hawkesbury	2	1	0	1	4	1.4	0.4
Blacktown	4	1	1	4	10	2.3	0.7
Central Coast	7	4	6	4	21	6.0	1.7
City and Inner South	4	3	1	3	11	3.1	0.9
Eastern Suburbs	0	0	0	0	0	0.0	0.0
Inner South West	6	3	5	1	15	2.4	0.7
Inner West	2	4	3	1	10	3.2	0.9
North Sydney and Hornsby	0	1	1	0	2	0.5	0.1
Northern Beaches	0	0	0	0	0	0.0	0.0
Outer South West	1	1	2	1	5	1.6	0.5
Outer West and Blue Mountains	4	5	4	4	17	5.0	1.4
Parramatta	4	7	2	2	15	2.9	0.8
Ryde	0	0	0	2	2	0.9	0.3
South West	3	1	3	3	10	2.0	0.6
Sutherland	1	3	0	1	5	2.1	0.6
Regional NSW	35	44	52	39	170	5.9	1.7
Capital Region	2	4	4	4	14	5.8	1.6
Central West	7	7	3	6	23	10.7	3.0
Coffs Harbour - Grafton	0	3	1	1	5	3.4	0.9
Far West and Orana	2	4	6	1	13	11.0	3.1
Hunter Valley exc Newcastle	3	2	11	6	22	7.2	2.0
Illawarra	5	3	3	0	11	3.4	1.0
Mid North Coast	3	4	4	3	14	6.0	1.7
Murray	2	0	3	5	10	7.9	2.2
New England and North West	3	6	3	7	19	10.0	2.8
Newcastle and Lake Macquarie	4	3	6	2	15	3.7	1.0
Richmond - Tweed	3	5	4	0	12	4.6	1.3
Riverina	1	2	3	3	9	5.4	1.5
Southern Highlands and Shoalhaven	0	1	1	1	3	1.8	0.5

*A ratio of one indicates parity with the NSW rate. Red indicates the rate is double (or more) the NSW rate, while ratios half the NSW rate (or less) are highlighted in green.

COERCIVE CONTROL MONITORING REPORT

Quarterly Report: June 2025

1.4 Factors associated with coercive control incidents (n=297 incidents)



Mental health

9 (3%) incidents were flagged as mental health related by NSW Police



Alcohol

23 (8%) incidents were flagged as alcohol related by NSW Police

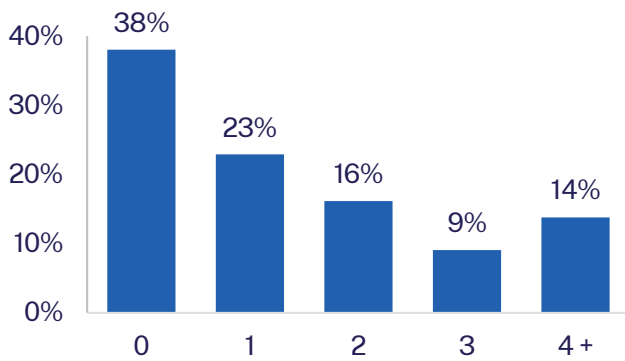


Translator

4 (1%) victims requested a translator from NSW Police

1.5 Offences co-occurring with coercive control

Number of criminal offences recorded by police in addition to coercive control (n=297)



38% or 113 events: coercive control was the only recorded offence

62% or 184 events: multiple offences were recorded in the event. The most common co-occurring offences were:

- **Intimidation/stalking** – recorded in 37% of events
- **DV assault** – recorded in 35% of events
- **Malicious damage** – recorded in 12% of events



Legal actions commenced

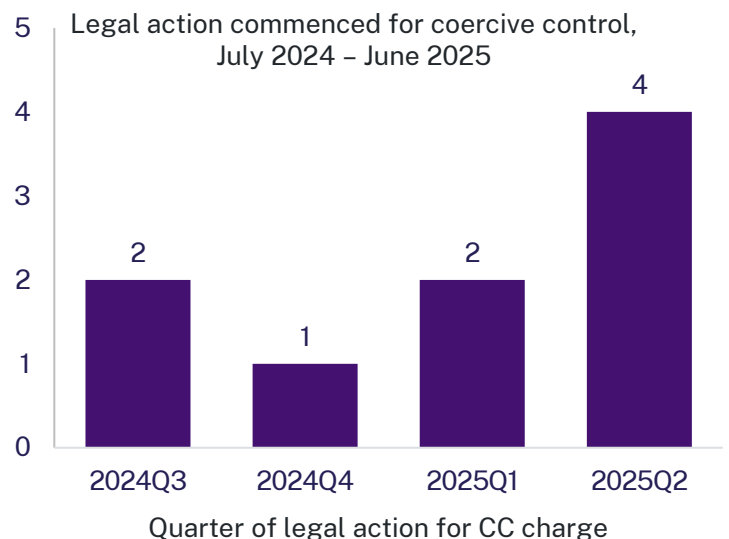
1.6 Legal actions commenced for coercive control

Between July 2024 – June 2025, **9** coercive control charges have been laid. Of these:

- **5** were laid by NSW Police, **4** by the Office of the Director of Public Prosecutions
- **1** was proven and received an Intensive Correction Order; **2** were withdrawn by the prosecution
- **6** remain pending before the court (as at 30 June 2025).



Median time from coercive control event to charge: **131 days**



COERCIVE CONTROL MONITORING REPORT

Quarterly Report: June 2025

1.7 Nature of charges laid on the criminal event*

Type of charge laid	Count	% of all coercive control events
No charge of any type	161	54%
Coercive Control charge only	1	0.3%
Coercive Control charge plus other charge/s	6	2%
No Coercive Control charge but other charge/s	129	43%
Total coercive control events	297	100%



Coercive Control charge plus other charge/s (n=6)

- **5** events included an **intimidation/stalking** charge
- **3** events included a **breach AVO** charge
- **3** events included a **DV assault** charge
- **3** events included a **property damage** charge

Other charges included on events include a possess/use illicit drug charge, an arson charge and a breach bail charge



No Coercive Control charge but other charge/s (n=129)

The most common criminal charges were:

- **78** events with a **DV assault** charge (60%)
- **76** events with an **intimidation/stalking** charge (59%)
- **24** events with a **property damage** charge (19%)
- **22** events with a **breach AVO** charge (17%)

*Note: Data on page 3 indicates that 9 Coercive control charges have been laid in total. Two of the coercive control charges were not connected to a coercive control incident created by NSW Police. Those two charges do not appear on this page as the focus here is charges arising from NSW Police recorded events that include a coercive control criminal incident.

COERCIVE CONTROL MONITORING REPORT

Quarterly Report: June 2025



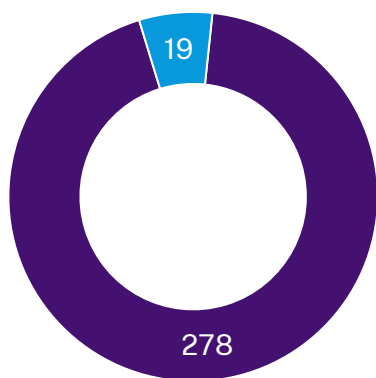
Victims of coercive control (n=297)

Jul 2024-Jun 2025

2.1 Victims by gender



94% of victims of coercive control were female



■ Female ■ Male

2.2 Victims by gender of the alleged offender

92% of coercive control incidents involved a female victim and a male alleged offender



2.3 Aboriginality of victims and alleged offender



9% of victims of coercive control were Aboriginal

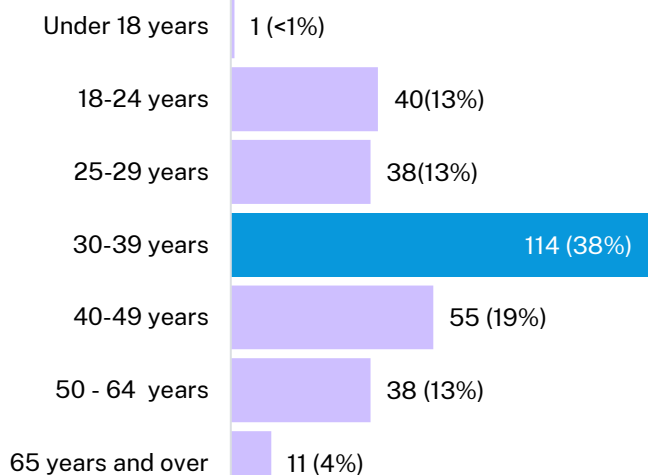


*Includes one Non-Aboriginal victim and offender with unknown Aboriginality.

2.4 Victims by age



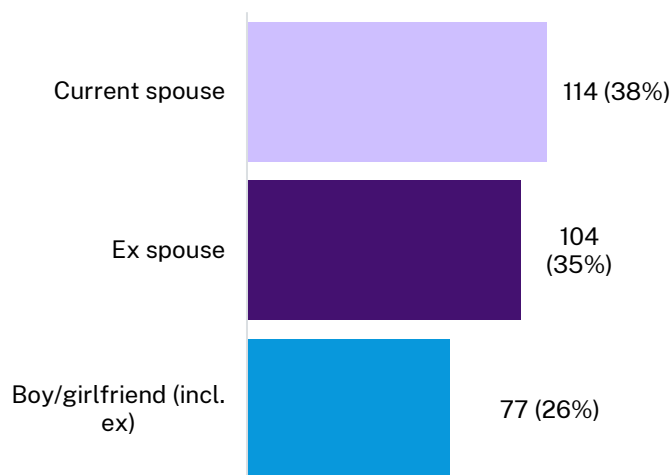
38% of victims of coercive control were aged 30 to 39 years



2.5 Relationship type of coercive control



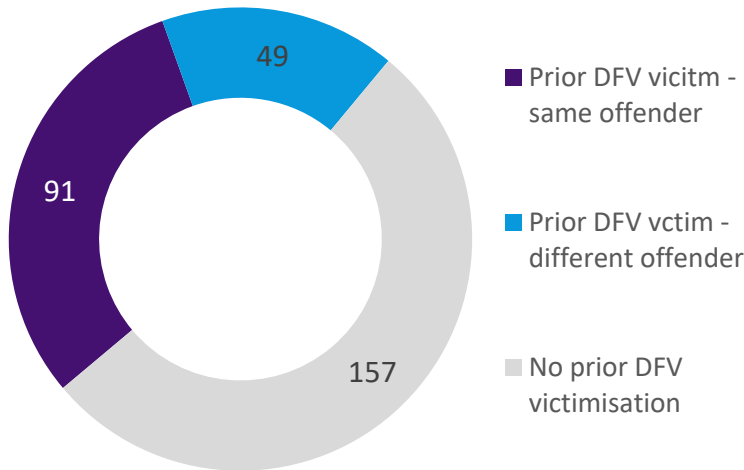
73% of victims of coercive control were the current spouse or ex spouse of the alleged offender



COERCIVE CONTROL MONITORING REPORT

Quarterly Report: June 2025

2.5 Victims of coercive control recorded as prior victims of any domestic violence offence (n=297)



53% of coercive control victims had no prior history of DFV victimisation recorded by NSW Police.

47% (140) of coercive control victims had a previous DFV victimisation recorded by NSW Police.

- **31%** (91) by the **same** alleged offender
- **16%** (49) by a **different** alleged offender.



Among the 91 victims with a prior recorded DFV victimisation involving the same alleged offender, **30%** (27) had at least 3 records of prior DV victimisation involving that offender.

2.6

average number of prior victimisations among victims with a prior DFV victimisation record (n=140).



Persons legally proceeded against for a coercive control charge

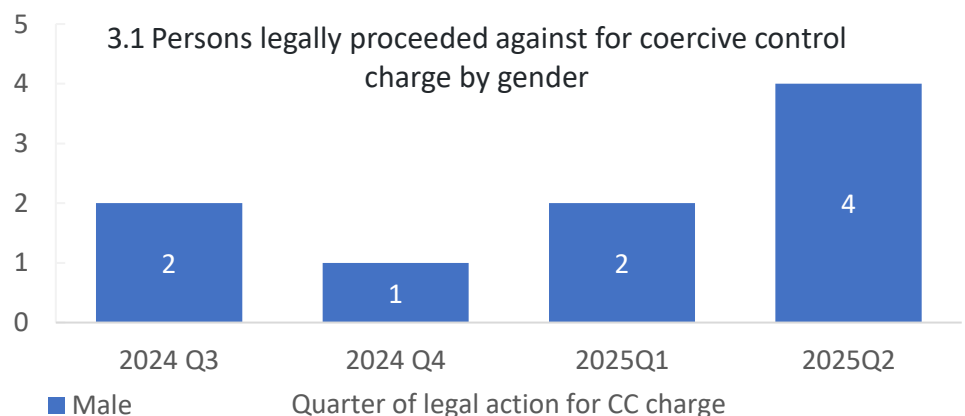
Jul 2024-Jun 2025

3.1 Persons legally proceeded against for coercive control charge by gender (n=9)

9 persons were legally proceeded against in the 12 months to June 2025.



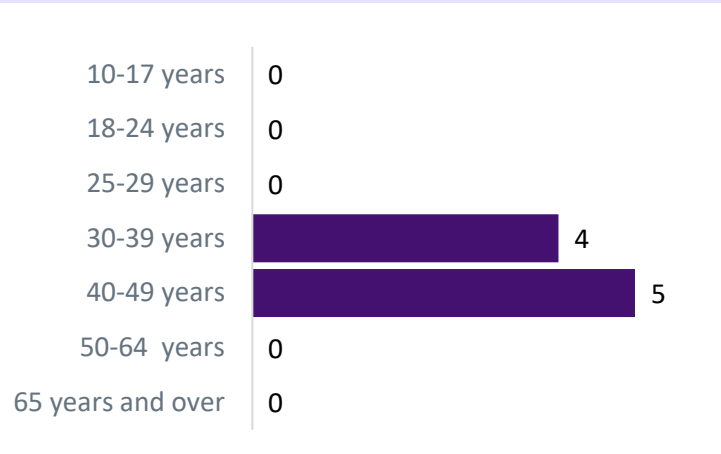
All nine were **male, non-Aboriginal** and aged between **30 and 49** years.



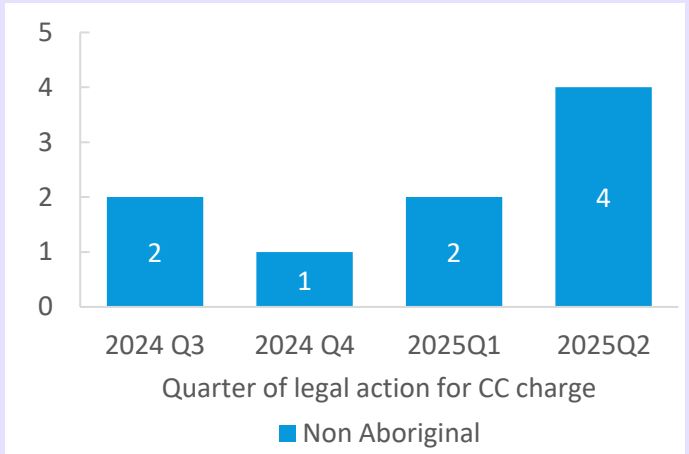
COERCIVE CONTROL MONITORING REPORT

Quarterly Report: June 2025

3.2 Persons legally proceeded against for coercive control charge by age



3.3 Persons legally proceeded against for coercive control charge by Aboriginality



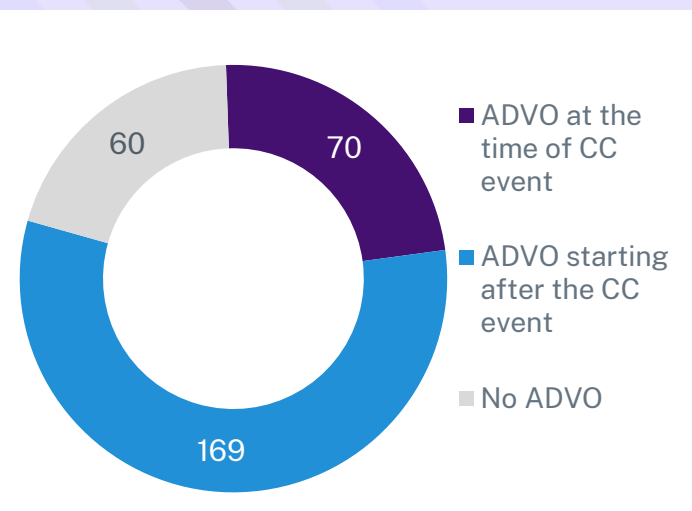
Apprehended domestic violence orders (ADVOs) & coercive control

Jul 2024-Jun 2025

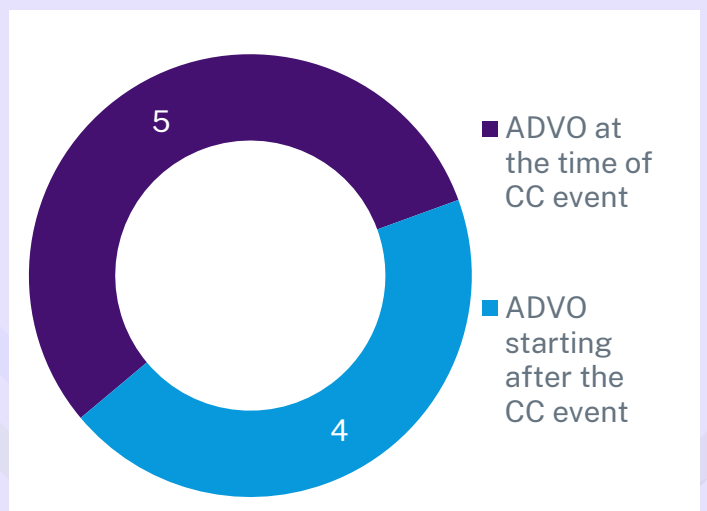
23% of coercive control victims had an ADVO in force against the POI at the time of the event.

57% had an ADVO commence after the coercive control event

4.1 Whether coercive control victims had an ADVO against the POI



4.2 Whether coercive control victims had an ADVO where a CC charge was laid



Note: includes the two events resulting in a coercive control charge arising from NSW Police records of domestic violence related criminal events that did not include a record of a coercive control offence.