

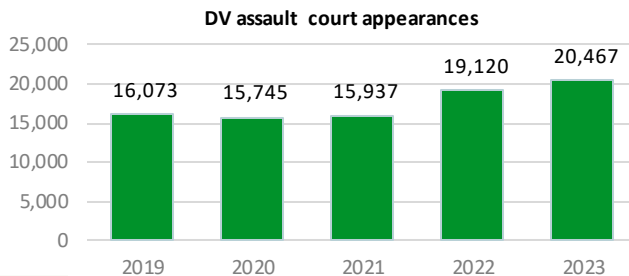
Domestic Violence assault: Court processes and outcomes in the NSW Criminal Justice System, 2019-2023

FINALISED COURT APPEARANCES



In 2023 there were **20,467** finalised court appearances involving a Domestic Violence (DV) assault charge—a **7%** increase from the previous year.

The increases in 2022 and 2023 from the previous years was partly due to the Local Court 'catching-up' on matters that had been suspended due to the pandemic.



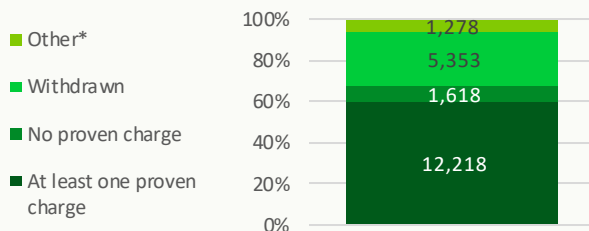
COURT OUTCOMES

Of the 20,467 court finalisations with a DV assault charge in 2023, the outcome for the DV assault was:



- **12,218 (60%)** had a charge proven
- **5,353 (26%)** had all charges withdrawn
- **1,618 (8%)** had no proven charges
- **1,278 (6%)** had an 'other' outcome*

Outcome of DV assault charge, 2023

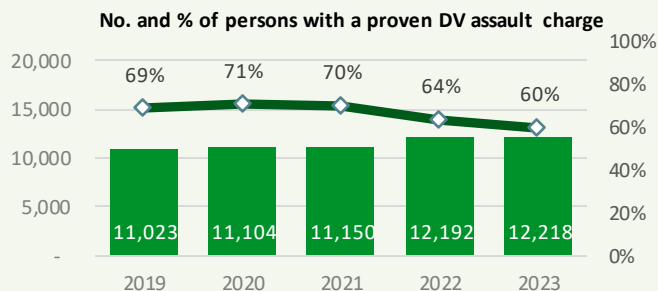


*Dismissed by lower courts due to mental illness and otherwise disposed of.

PROVEN COURT APPEARANCES

The **number** of people with a DV assault charge who had a proven DV assault charge increased by **11%** over the five years to 2023 (from 11,023 to 12,218).

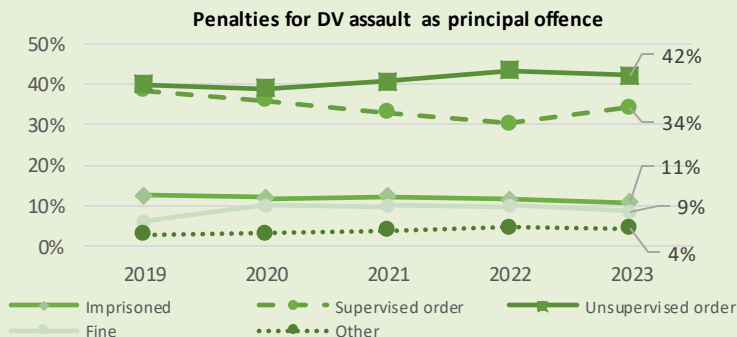
The proportion who had **no proven charges** decreased by **9 percentage points** from 69% in 2019 to 60% in 2023. This decline was partly due to an increase in matters withdrawn by the prosecution in 2023 compared with 2019.



PENALTIES

In 2023, there were **8,781** offenders convicted of DV assault as the principal proven offence:

- **42% (3,693)** received an unsupervised community order
- **34% (3,000)** received a supervised community order
- **11% (951)** were sentenced to prison (average prison sentence = **7.4** months)



PRISON SENTENCES

The number of people sentenced to prison for DV assault decreased by **2.5%** over the five years to 2023.

The percentage imprisoned has fallen slightly over the past five years from 12% in 2019 to 11% in 2023.

